

Summary Results Report
 2022 PRIMARY
 May 17, 2022

OFFICIAL RESULTS

Lawrence

Statistics

	TOTAL	ELECTIO N DAY	MAIL VOTE	PROVISI ONAL
Election Day Precincts Reporting	75 of 75	75	0	75
Precincts Complete	0 of 75	0	0	75
Precincts Partially Reported	75 of 75	75	0	0
Absentee/ Early Precincts Reporting	75 of 75	0	75	0
Registered Voters - Total	55,840			
Registered Voters - DEMOCRATIC	22,321			
Registered Voters - REPUBLICAN	26,780			
Registered Voters - NONPARTISAN	6,739			
Ballots Cast - Total	18,991	14,721	4,263	7
Ballots Cast - DEMOCRATIC	7,826	4,688	3,135	3
Ballots Cast - REPUBLICAN	11,165	10,033	1,128	4
Ballots Cast - NONPARTISAN	0	0	0	0
Ballots Cast - Blank	17	17	0	0
Voter Turnout - Total	34.01%			
Voter Turnout - DEMOCRATIC	35.06%			
Voter Turnout - REPUBLICAN	41.69%			
Voter Turnout - NONPARTISAN	0.00%			

Summary Results Report
 2022 PRIMARY
 May 17, 2022

OFFICIAL RESULTS

Lawrence

DEM UNITED STATES SENATOR

Vote For 1

	TOTAL	VOTE %	ELECTIO N DAY	MAIL VOTE	PROVISI ONAL
ALEX KHALIL	164	2.14%	120	44	0
CONOR LAMB	2,889	37.77%	1,546	1,341	2
MALCOLM KENYATTA	148	1.93%	104	44	0
JOHN FETTERMAN	4,313	56.39%	2,664	1,648	1
Write-In Totals	135	1.76%	126	9	0
Write-In: Mehmet Oz	51	0.67%	44	7	0
Write-In: Scattered	27	0.35%	25	2	0
Write-In: Dave McCormick	26	0.34%	26	0	0
Write-In: Kathy Barnette	24	0.31%	24	0	0
Write-In: Carla Sands	7	0.09%	7	0	0
Not Assigned	0	0.00%	0	0	0
Total Votes Cast	7,649	100.00%	4,560	3,086	3

DEM GOVERNOR

Vote For 1

	TOTAL	VOTE %	ELECTIO N DAY	MAIL VOTE	PROVISI ONAL
JOSH SHAPIRO	7,149	97.07%	4,140	3,006	3
Write-In Totals	216	2.93%	190	26	0
Write-In: Scattered	86	1.17%	74	12	0
Write-In: Douglas Mastriano	73	0.99%	68	5	0
Write-In: Bill McSwain	20	0.27%	14	6	0
Write-In: Melissa Hart	13	0.18%	11	2	0
Write-In: Lou Barletta	10	0.14%	10	0	0
Write-In: Dave White	8	0.11%	7	1	0
Write-In: Jake Corman	3	0.04%	3	0	0
Write-In: Charlie Gerow	1	0.01%	1	0	0
Write-In: Nick Zama	1	0.01%	1	0	0
Write-In: Joe Gale	1	0.01%	1	0	0
Not Assigned	0	0.00%	0	0	0
Total Votes Cast	7,365	100.00%	4,330	3,032	3

Summary Results Report
 2022 PRIMARY
 May 17, 2022

OFFICIAL RESULTS

Lawrence

DEM LIEUTENANT GOVERNOR

Vote For 1

	TOTAL	VOTE %	ELECTIO N DAY	MAIL VOTE	PROVISI ONAL
AUSTIN DAVIS	5,653	78.37%	3,145	2,506	2
RAY SOSA	531	7.36%	346	185	0
BRIAN SIMS	848	11.76%	608	239	1
Write-In Totals	181	2.51%	156	25	0
Write-In: Christopher Frye	110	1.52%	95	15	0
Write-In: Scattered	24	0.33%	21	3	0
Write-In: Carrie Lewis DelRosso	23	0.32%	18	5	0
Write-In: Rick Saccone	7	0.10%	7	0	0
Write-In: Clarice Schillinger	5	0.07%	4	1	0
Write-In: Teddy Daniels	5	0.07%	5	0	0
Write-In: Jeff Coleman	4	0.06%	4	0	0
Write-In: John Brown	2	0.03%	1	1	0
Write-In: Russ Diamond	1	0.01%	1	0	0
Not Assigned	0	0.00%	0	0	0
Total Votes Cast	7,213	100.00%	4,255	2,955	3

DEM REPRESENTATIVE IN CONGRESS 16TH DISTRICT

Vote For 1

	TOTAL	VOTE %	ELECTIO N DAY	MAIL VOTE	PROVISI ONAL
DAN PASTORE	1,056	14.09%	635	420	1
RICK TELESZ	6,328	84.44%	3,722	2,604	2
Write-In Totals	110	1.47%	101	9	0
Write-In: Mike Kelly	64	0.85%	61	3	0
Write-In: Scattered	46	0.61%	40	6	0
Not Assigned	0	0.00%	0	0	0
Total Votes Cast	7,494	100.00%	4,458	3,033	3

DEM SENATOR IN THE GENERAL ASSEMBLY 50TH DISTRICT

Vote For 1

	TOTAL	VOTE %	ELECTIO N DAY	MAIL VOTE	PROVISI ONAL
RIANNA CZECH	5,129	98.31%	2,912	2,214	3
Write-In Totals	88	1.69%	79	9	0
Write-In: Michele Brooks	48	0.92%	43	5	0
Write-In: Scattered	40	0.77%	36	4	0
Not Assigned	0	0.00%	0	0	0
Total Votes Cast	5,217	100.00%	2,991	2,223	3

DEM REPRESENTATIVE IN THE GENERAL ASSEMBLY 8TH DISTRICT

Vote For 1

	TOTAL	VOTE %	ELECTIO N DAY	MAIL VOTE	PROVISI ONAL
Write-In Totals	160	100.00%	118	42	0
Write-In: Scattered	107	66.88%	71	36	0
Write-In: John L. Kennedy	26	16.25%	24	2	0
Write-In: Aaron Bernstine	22	13.75%	20	2	0
Write-In: Eric O Ditullio	5	3.12%	3	2	0
Not Assigned	0	0.00%	0	0	0
Total Votes Cast	160	100.00%	118	42	0

DEM REPRESENTATIVE IN THE GENERAL ASSEMBLY 9TH DISTRICT

Vote For 1

	TOTAL	VOTE %	ELECTIO N DAY	MAIL VOTE	PROVISI ONAL
CHRIS SAINATO	5,382	96.47%	3,081	2,298	3
Write-In Totals	197	3.53%	162	35	0
Write-In: Marla Gallo Brown	83	1.49%	71	12	0
Write-In: Scattered	72	1.29%	59	13	0
Write-In: Darryl Audia	24	0.43%	16	8	0
Write-In: Nick Kerin	18	0.32%	16	2	0
Not Assigned	0	0.00%	0	0	0
Total Votes Cast	5,579	100.00%	3,243	2,333	3

DEM MEMBER OF DEMOCRATIC STATE COMMITTEE

Vote For 2

	TOTAL	VOTE %	ELECTIO N DAY	MAIL VOTE	PROVISI ONAL
MIRA LOU THOMPSON	6,766	95.90%	3,938	2,825	3
Write-In Totals	289	4.10%	217	72	0
Write-In: Scattered	246	3.49%	179	67	0
Write-In: Paul Stefano	9	0.13%	8	1	0
Not Assigned	34	0.48%	30	4	0
Total Votes Cast	7,055	100.00%	4,155	2,897	3

DEM MEMBER OF DEMOCRATIC COUNTY COMMITTEE - MALE New Castle 1-1

Vote For 1

	TOTAL	VOTE %	ELECTIO N DAY	MAIL VOTE	PROVISI ONAL
Write-In Totals	3	100.00%	2	1	0
Write-In: Scattered	3	100.00%	2	1	0
Not Assigned	0	0.00%	0	0	0
Total Votes Cast	3	100.00%	2	1	0

DEM MEMBER OF DEMOCRATIC COUNTY COMMITTEE - MALE New Castle1-2

Vote For 1

	TOTAL	VOTE %	ELECTIO N DAY	MAIL VOTE	PROVISI ONAL
Write-In Totals	6	100.00%	5	1	0
Write-In: Scattered	6	100.00%	5	1	0
Not Assigned	0	0.00%	0	0	0
Total Votes Cast	6	100.00%	5	1	0

DEM MEMBER OF DEMOCRATIC COUNTY COMMITTEE - MALE New Castle 2-1

Vote For 1

	TOTAL	VOTE %	ELECTIO N DAY	MAIL VOTE	PROVISI ONAL
ANDREW W HENLEY	76	97.44%	48	28	0
Write-In Totals	2	2.56%	2	0	0
Write-In: Scattered	2	2.56%	2	0	0
Not Assigned	0	0.00%	0	0	0
Total Votes Cast	78	100.00%	50	28	0

DEM MEMBER OF DEMOCRATIC COUNTY COMMITTEE - MALE New Castle 2-2

Vote For 1

	TOTAL	VOTE %	ELECTIO N DAY	MAIL VOTE	PROVISI ONAL
Write-In Totals	11	100.00%	5	6	0
Write-In: Scattered	9	81.82%	4	5	0
Write-In: Gary Bucci	1	9.09%	0	1	0
Write-In: Loyal Parady (Winner)	1	9.09%	1	0	0
Not Assigned	0	0.00%	0	0	0
Total Votes Cast	11	100.00%	5	6	0

DEM MEMBER OF DEMOCRATIC COUNTY COMMITTEE - MALE New Castle 2-3

Vote For 1

	TOTAL	VOTE %	ELECTIO N DAY	MAIL VOTE	PROVISI ONAL
Write-In Totals	15	100.00%	6	9	0
Write-In: Scattered	12	80.00%	6	6	0
Write-In: Thomas G. Chmura	3	20.00%	0	3	0
Not Assigned	0	0.00%	0	0	0
Total Votes Cast	15	100.00%	6	9	0

DEM MEMBER OF DEMOCRATIC COUNTY COMMITTEE - MALE New Castle 2-4

Vote For 1

	TOTAL	VOTE %	ELECTIO N DAY	MAIL VOTE	PROVISI ONAL
Write-In Totals	5	100.00%	5	0	0
Write-In: Scattered	5	100.00%	5	0	0
Not Assigned	0	0.00%	0	0	0
Total Votes Cast	5	100.00%	5	0	0

DEM MEMBER OF DEMOCRATIC COUNTY COMMITTEE - MALE New Castle 2-5

Vote For 1

	TOTAL	VOTE %	ELECTIO N DAY	MAIL VOTE	PROVISI ONAL
TOM SMITH	184	97.35%	116	68	0
Write-In Totals	5	2.65%	3	2	0
Write-In: Scattered	5	2.65%	3	2	0
Not Assigned	0	0.00%	0	0	0
Total Votes Cast	189	100.00%	119	70	0

DEM MEMBER OF DEMOCRATIC COUNTY COMMITTEE - MALE New Castle 3-1

Vote For 1

	TOTAL	VOTE %	ELECTIO N DAY	MAIL VOTE	PROVISI ONAL
Write-In Totals	6	100.00%	5	1	0
Write-In: Scattered	3	50.00%	2	1	0
Write-In: Eric Ritter	3	50.00%	3	0	0
Not Assigned	0	0.00%	0	0	0
Total Votes Cast	6	100.00%	5	1	0

DEM MEMBER OF DEMOCRATIC COUNTY COMMITTEE - MALE New Castle 3-2

Vote For 1

	TOTAL	VOTE %	ELECTIO N DAY	MAIL VOTE	PROVISI ONAL
Write-In Totals	11	100.00%	10	1	0
Write-In: Scattered	6	54.55%	5	1	0
Write-In: Jeffrey Scrim	5	45.45%	5	0	0
Not Assigned	0	0.00%	0	0	0
Total Votes Cast	11	100.00%	10	1	0

DEM MEMBER OF DEMOCRATIC COUNTY COMMITTEE - MALE New Castle 4-1

Vote For 1

	TOTAL	VOTE %	ELECTIO N DAY	MAIL VOTE	PROVISI ONAL
Write-In Totals	5	100.00%	5	0	0
Write-In: Scattered	3	60.00%	3	0	0
Write-In: Michael Tempesta	2	40.00%	2	0	0
Not Assigned	0	0.00%	0	0	0
Total Votes Cast	5	100.00%	5	0	0

DEM MEMBER OF DEMOCRATIC COUNTY COMMITTEE - MALE New Castle 4-2

Vote For 1

	TOTAL	VOTE %	ELECTIO N DAY	MAIL VOTE	PROVISI ONAL
Write-In Totals	4	100.00%	2	2	0
Write-In: Scattered	3	75.00%	2	1	0
Write-In: David Campbell	1	25.00%	0	1	0
Not Assigned	0	0.00%	0	0	0
Total Votes Cast	4	100.00%	2	2	0

DEM MEMBER OF DEMOCRATIC COUNTY COMMITTEE - MALE New Castle 4-3

Vote For 1

	TOTAL	VOTE %	ELECTIO N DAY	MAIL VOTE	PROVISI ONAL
Write-In Totals	11	100.00%	10	1	0
Write-In: Scattered	7	63.64%	6	1	0
Write-In: Mark Elisco	4	36.36%	4	0	0
Not Assigned	0	0.00%	0	0	0
Total Votes Cast	11	100.00%	10	1	0

DEM MEMBER OF DEMOCRATIC COUNTY COMMITTEE - MALE New Castle 5-1

Vote For 1

	TOTAL	VOTE %	ELECTIO N DAY	MAIL VOTE	PROVISI ONAL
Write-In Totals	10	100.00%	9	1	0
Write-In: Scattered	7	70.00%	6	1	0
Write-In: Paul Cicerchi Sr. (Winner)	1	10.00%	1	0	0
Write-In: Norman L. Magliocca	1	10.00%	1	0	0
Write-In: Mark Fritz	1	10.00%	1	0	0
Not Assigned	0	0.00%	0	0	0
Total Votes Cast	10	100.00%	9	1	0

DEM MEMBER OF DEMOCRATIC COUNTY COMMITTEE - MALE New Castle 5-2

Vote For 1

	TOTAL	VOTE %	ELECTIO N DAY	MAIL VOTE	PROVISI ONAL
Write-In Totals	9	100.00%	7	2	0
Write-In: Scattered	7	77.78%	7	0	0
Write-In: David Jenkins	2	22.22%	0	2	0
Not Assigned	0	0.00%	0	0	0
Total Votes Cast	9	100.00%	7	2	0

DEM MEMBER OF DEMOCRATIC COUNTY COMMITTEE - MALE New Castle 6-1

Vote For 1

	TOTAL	VOTE %	ELECTIO N DAY	MAIL VOTE	PROVISI ONAL
Write-In Totals	14	100.00%	8	6	0
Write-In: Scattered	11	78.57%	8	3	0
Write-In: William Hogans	3	21.43%	0	3	0
Not Assigned	0	0.00%	0	0	0
Total Votes Cast	14	100.00%	8	6	0

DEM MEMBER OF DEMOCRATIC COUNTY COMMITTEE - MALE New Castle 7-1

Vote For 1

	TOTAL	VOTE %	ELECTIO N DAY	MAIL VOTE	PROVISI ONAL
RONALD D NIX SR	108	94.74%	66	42	0
Write-In Totals	6	5.26%	6	0	0
Write-In: Scattered	6	5.26%	6	0	0
Not Assigned	0	0.00%	0	0	0
Total Votes Cast	114	100.00%	72	42	0

DEM MEMBER OF DEMOCRATIC COUNTY COMMITTEE - MALE New Castle 8-1

Vote For 1

	TOTAL	VOTE %	ELECTIO N DAY	MAIL VOTE	PROVISI ONAL
Write-In Totals	4	100.00%	4	0	0
Write-In: Scattered	3	75.00%	3	0	0
Write-In: David Ward	1	25.00%	1	0	0
Not Assigned	0	0.00%	0	0	0
Total Votes Cast	4	100.00%	4	0	0

DEM MEMBER OF DEMOCRATIC COUNTY COMMITTEE - MALE Bessemer Boro

Vote For 1

	TOTAL	VOTE %	ELECTIO N DAY	MAIL VOTE	PROVISI ONAL
Write-In Totals	12	100.00%	4	8	0
Write-In: Scattered	9	75.00%	3	6	0
Write-In: John Domenick	1	8.33%	0	1	0
Write-In: Richard Hennon	1	8.33%	1	0	0
Write-In: Terry Slater (Winner)	1	8.33%	0	1	0
Not Assigned	0	0.00%	0	0	0
Total Votes Cast	12	100.00%	4	8	0

DEM MEMBER OF DEMOCRATIC COUNTY COMMITTEE - MALE Ellport Boro

Vote For 1

	TOTAL	VOTE %	ELECTIO N DAY	MAIL VOTE	PROVISI ONAL
Write-In Totals	12	100.00%	12	0	0
Write-In: Scattered	8	66.67%	8	0	0
Write-In: Daniel Foley	4	33.33%	4	0	0
Not Assigned	0	0.00%	0	0	0
Total Votes Cast	12	100.00%	12	0	0

DEM MEMBER OF DEMOCRATIC COUNTY COMMITTEE - MALE Ellwood City Boro 1-1

Vote For 1

	TOTAL	VOTE %	ELECTIO N DAY	MAIL VOTE	PROVISI ONAL
Write-In Totals	1	100.00%	1	0	0
Write-In: Scattered	1	100.00%	1	0	0
Not Assigned	0	0.00%	0	0	0
Total Votes Cast	1	100.00%	1	0	0

DEM MEMBER OF DEMOCRATIC COUNTY COMMITTEE - MALE Ellwood City Boro 2-1

Vote For 1

	TOTAL	VOTE %	ELECTIO N DAY	MAIL VOTE	PROVISI ONAL
Write-In Totals	7	100.00%	5	2	0
Write-In: Scattered	4	57.14%	3	1	0
Write-In: Joseph Shuttleworth	1	14.29%	1	0	0
Write-In: Bryan Vincent (Winner)	1	14.29%	0	1	0
Write-In: Michael Metrocavige	1	14.29%	1	0	0
Not Assigned	0	0.00%	0	0	0
Total Votes Cast	7	100.00%	5	2	0

DEM MEMBER OF DEMOCRATIC COUNTY COMMITTEE - MALE Ellwood City Boro 3-1

Vote For 1

	TOTAL	VOTE %	ELECTIO N DAY	MAIL VOTE	PROVISI ONAL
Write-In Totals	4	100.00%	3	1	0
Write-In: Scattered	2	50.00%	1	1	0
Write-In: Scott Williams	2	50.00%	2	0	0
Not Assigned	0	0.00%	0	0	0
Total Votes Cast	4	100.00%	3	1	0

DEM MEMBER OF DEMOCRATIC COUNTY COMMITTEE - MALE Ellwood City Boro 4-1

Vote For 1

	TOTAL	VOTE %	ELECTIO N DAY	MAIL VOTE	PROVISI ONAL
Write-In Totals	2	100.00%	2	0	0
Write-In: Scattered	2	100.00%	2	0	0
Not Assigned	0	0.00%	0	0	0
Total Votes Cast	2	100.00%	2	0	0

DEM MEMBER OF DEMOCRATIC COUNTY COMMITTEE - MALE Ellwood City Boro 4-2

Vote For 1

	TOTAL	VOTE %	ELECTIO N DAY	MAIL VOTE	PROVISI ONAL
Write-In Totals	5	100.00%	2	3	0
Write-In: Scattered	4	80.00%	1	3	0
Write-In: Ethan Hammersmith	1	20.00%	1	0	0
Not Assigned	0	0.00%	0	0	0
Total Votes Cast	5	100.00%	2	3	0

DEM MEMBER OF DEMOCRATIC COUNTY COMMITTEE - MALE Ellwood City Boro 5-1

Vote For 1

	TOTAL	VOTE %	ELECTIO N DAY	MAIL VOTE	PROVISI ONAL
Write-In Totals	6	100.00%	3	3	0
Write-In: Scattered	5	83.33%	2	3	0
Write-In: Joe Lamenza	1	16.67%	1	0	0
Not Assigned	0	0.00%	0	0	0
Total Votes Cast	6	100.00%	3	3	0

DEM MEMBER OF DEMOCRATIC COUNTY COMMITTEE - MALE Ellwood City Boro 5-2

Vote For 1

	TOTAL	VOTE %	ELECTIO N DAY	MAIL VOTE	PROVISI ONAL
Write-In Totals	12	100.00%	9	3	0
Write-In: Scattered	10	83.33%	8	2	0
Write-In: John DeCaro, Jr	1	8.33%	0	1	0
Write-In: Michael Perry (Winner)	1	8.33%	1	0	0
Not Assigned	0	0.00%	0	0	0
Total Votes Cast	12	100.00%	9	3	0

DEM MEMBER OF DEMOCRATIC COUNTY COMMITTEE - MALE Enon Valley Boro

Vote For 1

	TOTAL	VOTE %	ELECTIO N DAY	MAIL VOTE	PROVISI ONAL
Write-In Totals	0		0	0	0
Not Assigned	0		0	0	0
Total Votes Cast	0		0	0	0

DEM MEMBER OF DEMOCRATIC COUNTY COMMITTEE - MALE New Beaver Boro

Vote For 1

	TOTAL	VOTE %	ELECTIO N DAY	MAIL VOTE	PROVISI ONAL
Write-In Totals	7	100.00%	7	0	0
Write-In: Scattered	5	71.43%	5	0	0
Write-In: Wesley Robert Yeager	2	28.57%	2	0	0
Not Assigned	0	0.00%	0	0	0
Total Votes Cast	7	100.00%	7	0	0

DEM MEMBER OF DEMOCRATIC COUNTY COMMITTEE - MALE New Wilmington Boro

Vote For 1

	TOTAL	VOTE %	ELECTIO N DAY	MAIL VOTE	PROVISI ONAL
JAMES A HINES	155	100.00%	98	57	0
Write-In Totals	0	0.00%	0	0	0
Not Assigned	0	0.00%	0	0	0
Total Votes Cast	155	100.00%	98	57	0

DEM MEMBER OF DEMOCRATIC COUNTY COMMITTEE - MALE S.N.P.J. Boro

Vote For 1

	TOTAL	VOTE %	ELECTIO N DAY	MAIL VOTE	PROVISI ONAL
Write-In Totals	0		0	0	0
Not Assigned	0		0	0	0
Total Votes Cast	0		0	0	0

DEM MEMBER OF DEMOCRATIC COUNTY COMMITTEE - MALE South New Castle Boro

Vote For 1

	TOTAL	VOTE %	ELECTIO N DAY	MAIL VOTE	PROVISI ONAL
Write-In Totals	3	100.00%	3	0	0
Write-In: Scattered	3	100.00%	3	0	0
Not Assigned	0	0.00%	0	0	0
Total Votes Cast	3	100.00%	3	0	0

DEM MEMBER OF DEMOCRATIC COUNTY COMMITTEE - MALE Volant Boro

Vote For 1

	TOTAL	VOTE %	ELECTIO N DAY	MAIL VOTE	PROVISI ONAL
Write-In Totals	0		0	0	0
Not Assigned	0		0	0	0
Total Votes Cast	0		0	0	0

DEM MEMBER OF DEMOCRATIC COUNTY COMMITTEE - MALE Wampum Boro

Vote For 1

	TOTAL	VOTE %	ELECTIO N DAY	MAIL VOTE	PROVISI ONAL
Write-In Totals	2	100.00%	2	0	0
Write-In: Michael T. Freed	1	50.00%	1	0	0
Write-In: Duane Holloway (Winner)	1	50.00%	1	0	0
Not Assigned	0	0.00%	0	0	0
Total Votes Cast	2	100.00%	2	0	0

DEM MEMBER OF DEMOCRATIC COUNTY COMMITTEE - MALE Hickory Twp 1

Vote For 1

	TOTAL	VOTE %	ELECTIO N DAY	MAIL VOTE	PROVISI ONAL
Write-In Totals	1	100.00%	1	0	0
Write-In: David Copper	1	100.00%	1	0	0
Not Assigned	0	0.00%	0	0	0
Total Votes Cast	1	100.00%	1	0	0

DEM MEMBER OF DEMOCRATIC COUNTY COMMITTEE - MALE Hickory Twp 2

Vote For 1

	TOTAL	VOTE %	ELECTIO N DAY	MAIL VOTE	PROVISI ONAL
Write-In Totals	6	100.00%	6	0	0
Write-In: Scattered	5	83.33%	5	0	0
Write-In: David Vanasco	1	16.67%	1	0	0
Not Assigned	0	0.00%	0	0	0
Total Votes Cast	6	100.00%	6	0	0

DEM MEMBER OF DEMOCRATIC COUNTY COMMITTEE - MALE Little Beaver Twp

Vote For 1

	TOTAL	VOTE %	ELECTIO N DAY	MAIL VOTE	PROVISI ONAL
Write-In Totals	2	100.00%	2	0	0
Write-In: Scattered	2	100.00%	2	0	0
Not Assigned	0	0.00%	0	0	0
Total Votes Cast	2	100.00%	2	0	0

DEM MEMBER OF DEMOCRATIC COUNTY COMMITTEE - MALE Mahoning Twp 1

Vote For 1

	TOTAL	VOTE %	ELECTIO N DAY	MAIL VOTE	PROVISI ONAL
Write-In Totals	2	100.00%	2	0	0
Write-In: John Gabriel	2	100.00%	2	0	0
Not Assigned	0	0.00%	0	0	0
Total Votes Cast	2	100.00%	2	0	0

DEM MEMBER OF DEMOCRATIC COUNTY COMMITTEE - MALE Mahoning Twp 2

Vote For 1

	TOTAL	VOTE %	ELECTIO N DAY	MAIL VOTE	PROVISI ONAL
Write-In Totals	5	100.00%	4	1	0
Write-In: Scattered	5	100.00%	4	1	0
Not Assigned	0	0.00%	0	0	0
Total Votes Cast	5	100.00%	4	1	0

DEM MEMBER OF DEMOCRATIC COUNTY COMMITTEE - MALE Neshannock Twp 1

Vote For 1

	TOTAL	VOTE %	ELECTIO N DAY	MAIL VOTE	PROVISI ONAL
RICHARD K CRAIG	103	99.04%	49	54	0
Write-In Totals	1	0.96%	1	0	0
Write-In: Scattered	1	0.96%	1	0	0
Not Assigned	0	0.00%	0	0	0
Total Votes Cast	104	100.00%	50	54	0

DEM MEMBER OF DEMOCRATIC COUNTY COMMITTEE - MALE Neshannock Twp 2

Vote For 1

	TOTAL	VOTE %	ELECTIO N DAY	MAIL VOTE	PROVISI ONAL
Write-In Totals	2	100.00%	0	2	0
Write-In: Scattered	2	100.00%	0	2	0
Not Assigned	0	0.00%	0	0	0
Total Votes Cast	2	100.00%	0	2	0

DEM MEMBER OF DEMOCRATIC COUNTY COMMITTEE - MALE Neshannock Twp 3

Vote For 1

	TOTAL	VOTE %	ELECTIO N DAY	MAIL VOTE	PROVISI ONAL
Write-In Totals	11	100.00%	7	4	0
Write-In: Scattered	9	81.82%	7	2	0
Write-In: John A. DeSanti	1	9.09%	0	1	0
Write-In: Edward Salata (Winner)	1	9.09%	0	1	0
Not Assigned	0	0.00%	0	0	0
Total Votes Cast	11	100.00%	7	4	0

DEM MEMBER OF DEMOCRATIC COUNTY COMMITTEE - MALE Neshannock Twp 4

Vote For 1

	TOTAL	VOTE %	ELECTIO N DAY	MAIL VOTE	PROVISI ONAL
Write-In Totals	6	100.00%	3	3	0
Write-In: Scattered	3	50.00%	2	1	0
Write-In: Matthew Moore (Winner)	1	16.67%	0	1	0
Write-In: Anthony DiCarlo	1	16.67%	1	0	0
Write-In: James R. Paige, Jr	1	16.67%	0	1	0
Not Assigned	0	0.00%	0	0	0
Total Votes Cast	6	100.00%	3	3	0

DEM MEMBER OF DEMOCRATIC COUNTY COMMITTEE - MALE Neshannock Twp 5

Vote For 1

	TOTAL	VOTE %	ELECTIO N DAY	MAIL VOTE	PROVISI ONAL
Write-In Totals	4	100.00%	4	0	0
Write-In: Scattered	3	75.00%	3	0	0
Write-In: David B. Fruehstorfer	1	25.00%	1	0	0
Not Assigned	0	0.00%	0	0	0
Total Votes Cast	4	100.00%	4	0	0

DEM MEMBER OF DEMOCRATIC COUNTY COMMITTEE - MALE Neshannock Twp 6

Vote For 1

	TOTAL	VOTE %	ELECTIO N DAY	MAIL VOTE	PROVISI ONAL
Write-In Totals	5	100.00%	5	0	0
Write-In: Scattered	2	40.00%	2	0	0
Write-In: Jeffrey Papa	1	20.00%	1	0	0
Write-In: Jeremy Winnings	1	20.00%	1	0	0
Write-In: William J. Cashier (Winner)	1	20.00%	1	0	0
Not Assigned	0	0.00%	0	0	0
Total Votes Cast	5	100.00%	5	0	0

DEM MEMBER OF DEMOCRATIC COUNTY COMMITTEE - MALE Neshannock Twp 7

Vote For 1

	TOTAL	VOTE %	ELECTIO N DAY	MAIL VOTE	PROVISI ONAL
Write-In Totals	9	100.00%	7	2	0
Write-In: Scattered	8	88.89%	6	2	0
Write-In: Ryan Veinotte	1	11.11%	1	0	0
Not Assigned	0	0.00%	0	0	0
Total Votes Cast	9	100.00%	7	2	0

DEM MEMBER OF DEMOCRATIC COUNTY COMMITTEE - MALE Neshannock Twp 8

Vote For 1

	TOTAL	VOTE %	ELECTIO N DAY	MAIL VOTE	PROVISI ONAL
Write-In Totals	17	100.00%	4	13	0
Write-In: Scattered	9	52.94%	3	6	0
Write-In: Corry Schachern	8	47.06%	1	7	0
Not Assigned	0	0.00%	0	0	0
Total Votes Cast	17	100.00%	4	13	0

DEM MEMBER OF DEMOCRATIC COUNTY COMMITTEE - MALE North Beaver Twp 1

Vote For 1

	TOTAL	VOTE %	ELECTIO N DAY	MAIL VOTE	PROVISI ONAL
Write-In Totals	11	100.00%	5	6	0
Write-In: Scattered	7	63.64%	3	4	0
Write-In: Dennis DiGianvincenzo	4	36.36%	2	2	0
Not Assigned	0	0.00%	0	0	0
Total Votes Cast	11	100.00%	5	6	0

DEM MEMBER OF DEMOCRATIC COUNTY COMMITTEE - MALE North Beaver Twp 2

Vote For 1

	TOTAL	VOTE %	ELECTIO N DAY	MAIL VOTE	PROVISI ONAL
Write-In Totals	5	100.00%	2	3	0
Write-In: Scattered	3	60.00%	2	1	0
Write-In: Donald Atz (Winner)	1	20.00%	0	1	0
Write-In: Joe Cini	1	20.00%	0	1	0
Not Assigned	0	0.00%	0	0	0
Total Votes Cast	5	100.00%	2	3	0

DEM MEMBER OF DEMOCRATIC COUNTY COMMITTEE - MALE North Beaver Twp 3

Vote For 1

	TOTAL	VOTE %	ELECTIO N DAY	MAIL VOTE	PROVISI ONAL
Write-In Totals	3	100.00%	0	3	0
Write-In: Scattered	3	100.00%	0	3	0
Not Assigned	0	0.00%	0	0	0
Total Votes Cast	3	100.00%	0	3	0

DEM MEMBER OF DEMOCRATIC COUNTY COMMITTEE - MALE Perry Twp 1

Vote For 1

	TOTAL	VOTE %	ELECTIO N DAY	MAIL VOTE	PROVISI ONAL
Write-In Totals	3	100.00%	2	1	0
Write-In: Scattered	3	100.00%	2	1	0
Not Assigned	0	0.00%	0	0	0
Total Votes Cast	3	100.00%	2	1	0

DEM MEMBER OF DEMOCRATIC COUNTY COMMITTEE - MALE Perry Twp 2

Vote For 1

	TOTAL	VOTE %	ELECTIO N DAY	MAIL VOTE	PROVISI ONAL
Write-In Totals	2	100.00%	0	2	0
Write-In: David Lemley	2	100.00%	0	2	0
Not Assigned	0	0.00%	0	0	0
Total Votes Cast	2	100.00%	0	2	0

DEM MEMBER OF DEMOCRATIC COUNTY COMMITTEE - MALE Plain Grove Twp

Vote For 1

	TOTAL	VOTE %	ELECTIO N DAY	MAIL VOTE	PROVISI ONAL
Write-In Totals	4	100.00%	4	0	0
Write-In: Scattered	3	75.00%	3	0	0
Write-In: Jason Bartlett	1	25.00%	1	0	0
Not Assigned	0	0.00%	0	0	0
Total Votes Cast	4	100.00%	4	0	0

DEM MEMBER OF DEMOCRATIC COUNTY COMMITTEE - MALE Pulaski Twp 1

Vote For 1

	TOTAL	VOTE %	ELECTIO N DAY	MAIL VOTE	PROVISI ONAL
MARK SUMMERVILLE	57	100.00%	37	20	0
Write-In Totals	0	0.00%	0	0	0
Not Assigned	0	0.00%	0	0	0
Total Votes Cast	57	100.00%	37	20	0

DEM MEMBER OF DEMOCRATIC COUNTY COMMITTEE - MALE Pulaski Twp 2

Vote For 1

	TOTAL	VOTE %	ELECTIO N DAY	MAIL VOTE	PROVISI ONAL
Write-In Totals	8	100.00%	6	2	0
Write-In: Scattered	6	75.00%	4	2	0
Write-In: Raymond Wagner (Winner)	1	12.50%	1	0	0
Write-In: Joseph Yohman	1	12.50%	1	0	0
Not Assigned	0	0.00%	0	0	0
Total Votes Cast	8	100.00%	6	2	0

DEM MEMBER OF DEMOCRATIC COUNTY COMMITTEE - MALE Pulaski Twp 3

Vote For 1

	TOTAL	VOTE %	ELECTIO N DAY	MAIL VOTE	PROVISI ONAL
Write-In Totals	7	100.00%	4	3	0
Write-In: Scattered	6	85.71%	4	2	0
Write-In: Joseph D. Yenerall	1	14.29%	0	1	0
Not Assigned	0	0.00%	0	0	0
Total Votes Cast	7	100.00%	4	3	0

DEM MEMBER OF DEMOCRATIC COUNTY COMMITTEE - MALE Scott Twp 1

Vote For 1

	TOTAL	VOTE %	ELECTIO N DAY	MAIL VOTE	PROVISI ONAL
RICHARD WUKICH	57	98.28%	37	20	0
Write-In Totals	1	1.72%	1	0	0
Write-In: Scattered	1	1.72%	1	0	0
Not Assigned	0	0.00%	0	0	0
Total Votes Cast	58	100.00%	38	20	0

DEM MEMBER OF DEMOCRATIC COUNTY COMMITTEE - MALE Scott Twp 2

Vote For 1

	TOTAL	VOTE %	ELECTIO N DAY	MAIL VOTE	PROVISI ONAL
Write-In Totals	6	100.00%	4	2	0
Write-In: Scattered	5	83.33%	3	2	0
Write-In: Rob Siddall	1	16.67%	1	0	0
Not Assigned	0	0.00%	0	0	0
Total Votes Cast	6	100.00%	4	2	0

DEM MEMBER OF DEMOCRATIC COUNTY COMMITTEE - MALE Shenango Twp 1

Vote For 1

	TOTAL	VOTE %	ELECTIO N DAY	MAIL VOTE	PROVISI ONAL
Write-In Totals	4	100.00%	3	1	0
Write-In: Scattered	2	50.00%	2	0	0
Write-In: Jerry Ferilla (Winner)	1	25.00%	1	0	0
Write-In: Thomas J. Groves, Jr.	1	25.00%	0	1	0
Not Assigned	0	0.00%	0	0	0
Total Votes Cast	4	100.00%	3	1	0

DEM MEMBER OF DEMOCRATIC COUNTY COMMITTEE - MALE Shenango Twp 2

Vote For 1

	TOTAL	VOTE %	ELECTIO N DAY	MAIL VOTE	PROVISI ONAL
Write-In Totals	12	100.00%	10	2	0
Write-In: Scattered	8	66.67%	6	2	0
Write-In: Vic Cibelli (Winner)	1	8.33%	1	0	0
Write-In: Bill Currie	1	8.33%	1	0	0
Write-In: Chris Buck	1	8.33%	1	0	0
Write-In: James Dawson	1	8.33%	1	0	0
Not Assigned	0	0.00%	0	0	0
Total Votes Cast	12	100.00%	10	2	0

DEM MEMBER OF DEMOCRATIC COUNTY COMMITTEE - MALE Shenango Twp 3

Vote For 1

	TOTAL	VOTE %	ELECTIO N DAY	MAIL VOTE	PROVISI ONAL
Write-In Totals	4	100.00%	3	1	0
Write-In: Scattered	4	100.00%	3	1	0
Not Assigned	0	0.00%	0	0	0
Total Votes Cast	4	100.00%	3	1	0

DEM MEMBER OF DEMOCRATIC COUNTY COMMITTEE - MALE Shenango Twp 4

Vote For 1

	TOTAL	VOTE %	ELECTIO N DAY	MAIL VOTE	PROVISI ONAL
Write-In Totals	11	100.00%	7	4	0
Write-In: Scattered	10	90.91%	7	3	0
Write-In: Ron Golba	1	9.09%	0	1	0
Not Assigned	0	0.00%	0	0	0
Total Votes Cast	11	100.00%	7	4	0

DEM MEMBER OF DEMOCRATIC COUNTY COMMITTEE - MALE Shenango Twp 5

Vote For 1

	TOTAL	VOTE %	ELECTIO N DAY	MAIL VOTE	PROVISI ONAL
TIMOTHY P BUCK	143	98.62%	76	67	0
Write-In Totals	2	1.38%	2	0	0
Write-In: Scattered	2	1.38%	2	0	0
Not Assigned	0	0.00%	0	0	0
Total Votes Cast	145	100.00%	78	67	0

DEM MEMBER OF DEMOCRATIC COUNTY COMMITTEE - MALE Shenango Twp 6

Vote For 1

	TOTAL	VOTE %	ELECTIO N DAY	MAIL VOTE	PROVISI ONAL
Write-In Totals	11	100.00%	3	8	0
Write-In: Scattered	6	54.55%	2	4	0
Write-In: Steven Handlos	5	45.45%	1	4	0
Not Assigned	0	0.00%	0	0	0
Total Votes Cast	11	100.00%	3	8	0

DEM MEMBER OF DEMOCRATIC COUNTY COMMITTEE - MALE Slippery Rock Twp 1

Vote For 1

	TOTAL	VOTE %	ELECTIO N DAY	MAIL VOTE	PROVISI ONAL
Write-In Totals	10	100.00%	6	4	0
Write-In: Scattered	7	70.00%	5	2	0
Write-In: Fred Yeager	3	30.00%	1	2	0
Not Assigned	0	0.00%	0	0	0
Total Votes Cast	10	100.00%	6	4	0

DEM MEMBER OF DEMOCRATIC COUNTY COMMITTEE - MALE Slippery Rock Twp 2

Vote For 1

	TOTAL	VOTE %	ELECTIO N DAY	MAIL VOTE	PROVISI ONAL
Write-In Totals	3	100.00%	3	0	0
Write-In: Scattered	2	66.67%	2	0	0
Write-In: Brock Beck	1	33.33%	1	0	0
Not Assigned	0	0.00%	0	0	0
Total Votes Cast	3	100.00%	3	0	0

DEM MEMBER OF DEMOCRATIC COUNTY COMMITTEE - MALE Taylor Twp

Vote For 1

	TOTAL	VOTE %	ELECTIO N DAY	MAIL VOTE	PROVISI ONAL
Write-In Totals	11	100.00%	7	4	0
Write-In: Scattered	6	54.55%	4	2	0
Write-In: Dennis Rhodes	5	45.45%	3	2	0
Not Assigned	0	0.00%	0	0	0
Total Votes Cast	11	100.00%	7	4	0

DEM MEMBER OF DEMOCRATIC COUNTY COMMITTEE - MALE Union Twp 1

Vote For 1

	TOTAL	VOTE %	ELECTIO N DAY	MAIL VOTE	PROVISI ONAL
Write-In Totals	10	100.00%	8	2	0
Write-In: Scattered	8	80.00%	7	1	0
Write-In: Robert Lippmann	1	10.00%	1	0	0
Write-In: Aaron Clark (Winner)	1	10.00%	0	1	0
Not Assigned	0	0.00%	0	0	0
Total Votes Cast	10	100.00%	8	2	0

DEM MEMBER OF DEMOCRATIC COUNTY COMMITTEE - MALE Union Twp 2

Vote For 1

	TOTAL	VOTE %	ELECTIO N DAY	MAIL VOTE	PROVISI ONAL
Write-In Totals	10	100.00%	5	5	0
Write-In: Scattered	8	80.00%	4	4	0
Write-In: James Walker (Winner)	1	10.00%	1	0	0
Write-In: Glenn Jones	1	10.00%	0	1	0
Not Assigned	0	0.00%	0	0	0
Total Votes Cast	10	100.00%	5	5	0

DEM MEMBER OF DEMOCRATIC COUNTY COMMITTEE - MALE Union Twp 3

Vote For 1

	TOTAL	VOTE %	ELECTIO N DAY	MAIL VOTE	PROVISI ONAL
Write-In Totals	19	100.00%	7	12	0
Write-In: Scattered	17	89.47%	7	10	0
Write-In: Charles Morrison	2	10.53%	0	2	0
Not Assigned	0	0.00%	0	0	0
Total Votes Cast	19	100.00%	7	12	0

DEM MEMBER OF DEMOCRATIC COUNTY COMMITTEE - MALE Union Twp 4

Vote For 1

	TOTAL	VOTE %	ELECTIO N DAY	MAIL VOTE	PROVISI ONAL
Write-In Totals	13	100.00%	11	2	0
Write-In: Scattered	12	92.31%	10	2	0
Write-In: Shawn Connelly	1	7.69%	1	0	0
Not Assigned	0	0.00%	0	0	0
Total Votes Cast	13	100.00%	11	2	0

DEM MEMBER OF DEMOCRATIC COUNTY COMMITTEE - MALE Washington Twp

Vote For 1

	TOTAL	VOTE %	ELECTIO N DAY	MAIL VOTE	PROVISI ONAL
Write-In Totals	5	100.00%	4	1	0
Write-In: Scattered	4	80.00%	3	1	0
Write-In: Frank Telesz Jr	1	20.00%	1	0	0
Not Assigned	0	0.00%	0	0	0
Total Votes Cast	5	100.00%	4	1	0

DEM MEMBER OF DEMOCRATIC COUNTY COMMITTEE - MALE Wayne Twp 1

Vote For 1

	TOTAL	VOTE %	ELECTIO N DAY	MAIL VOTE	PROVISI ONAL
Write-In Totals	6	100.00%	6	0	0
Write-In: Scattered	4	66.67%	4	0	0
Write-In: Anthony Valvano III	2	33.33%	2	0	0
Not Assigned	0	0.00%	0	0	0
Total Votes Cast	6	100.00%	6	0	0

DEM MEMBER OF DEMOCRATIC COUNTY COMMITTEE - MALE Wayne Twp 2

Vote For 1

	TOTAL	VOTE %	ELECTIO N DAY	MAIL VOTE	PROVISI ONAL
Write-In Totals	10	100.00%	10	0	0
Write-In: Scattered	8	80.00%	8	0	0
Write-In: Robert DeBlasio (Winner)	1	10.00%	1	0	0
Write-In: Norman McCreary	1	10.00%	1	0	0
Not Assigned	0	0.00%	0	0	0
Total Votes Cast	10	100.00%	10	0	0

DEM MEMBER OF DEMOCRATIC COUNTY COMMITTEE - MALE Wilmington Twp 1

Vote For 1

	TOTAL	VOTE %	ELECTIO N DAY	MAIL VOTE	PROVISI ONAL
Write-In Totals	2	100.00%	1	1	0
Write-In: Scattered	2	100.00%	1	1	0
Not Assigned	0	0.00%	0	0	0
Total Votes Cast	2	100.00%	1	1	0

DEM MEMBER OF DEMOCRATIC COUNTY COMMITTEE - MALE Wilmington Twp 2

Vote For 1

	TOTAL	VOTE %	ELECTIO N DAY	MAIL VOTE	PROVISI ONAL
Write-In Totals	7	100.00%	4	3	0
Write-In: Scattered	5	71.43%	2	3	0
Write-In: Jonathan Jurkiewicz (Winner)	1	14.29%	1	0	0
Write-In: David Swerdlow	1	14.29%	1	0	0
Not Assigned	0	0.00%	0	0	0
Total Votes Cast	7	100.00%	4	3	0

DEM MEMBER OF DEMOCRATIC COUNTY COMMITTEE - FEMALE New Castle 1-1

Vote For 1

	TOTAL	VOTE %	ELECTIO N DAY	MAIL VOTE	PROVISI ONAL
Write-In Totals	3	100.00%	2	1	0
Write-In: Scattered	3	100.00%	2	1	0
Not Assigned	0	0.00%	0	0	0
Total Votes Cast	3	100.00%	2	1	0

DEM MEMBER OF DEMOCRATIC COUNTY COMMITTEE - FEMALE New Castle1-2

Vote For 1

	TOTAL	VOTE %	ELECTIO N DAY	MAIL VOTE	PROVISI ONAL
Write-In Totals	4	100.00%	3	1	0
Write-In: Scattered	3	75.00%	2	1	0
Write-In: Cheryl Booher	1	25.00%	1	0	0
Not Assigned	0	0.00%	0	0	0
Total Votes Cast	4	100.00%	3	1	0

DEM MEMBER OF DEMOCRATIC COUNTY COMMITTEE - FEMALE New Castle 2-1

Vote For 1

	TOTAL	VOTE %	ELECTIO N DAY	MAIL VOTE	PROVISI ONAL
Write-In Totals	11	100.00%	6	5	0
Write-In: Scattered	9	81.82%	4	5	0
Write-In: MaryAnne Gavriale	2	18.18%	2	0	0
Not Assigned	0	0.00%	0	0	0
Total Votes Cast	11	100.00%	6	5	0

DEM MEMBER OF DEMOCRATIC COUNTY COMMITTEE - FEMALE New Castle 2-2

Vote For 1

	TOTAL	VOTE %	ELECTIO N DAY	MAIL VOTE	PROVISI ONAL
MARIANNE HOOKER	97	97.98%	55	42	0
Write-In Totals	2	2.02%	2	0	0
Write-In: Scattered	2	2.02%	2	0	0
Not Assigned	0	0.00%	0	0	0
Total Votes Cast	99	100.00%	57	42	0

DEM MEMBER OF DEMOCRATIC COUNTY COMMITTEE - FEMALE New Castle 2-3

Vote For 1

	TOTAL	VOTE %	ELECTIO N DAY	MAIL VOTE	PROVISI ONAL
Write-In Totals	12	100.00%	6	6	0
Write-In: Scattered	9	75.00%	4	5	0
Write-In: Sophia Rankin	3	25.00%	2	1	0
Not Assigned	0	0.00%	0	0	0
Total Votes Cast	12	100.00%	6	6	0

DEM MEMBER OF DEMOCRATIC COUNTY COMMITTEE - FEMALE New Castle 2-4

Vote For 1

	TOTAL	VOTE %	ELECTIO N DAY	MAIL VOTE	PROVISI ONAL
Write-In Totals	6	100.00%	4	2	0
Write-In: Scattered	5	83.33%	4	1	0
Write-In: Janet Tucker	1	16.67%	0	1	0
Not Assigned	0	0.00%	0	0	0
Total Votes Cast	6	100.00%	4	2	0

DEM MEMBER OF DEMOCRATIC COUNTY COMMITTEE - FEMALE New Castle 2-5

Vote For 1

	TOTAL	VOTE %	ELECTIO N DAY	MAIL VOTE	PROVISI ONAL
Write-In Totals	20	100.00%	14	6	0
Write-In: Scattered	15	75.00%	11	4	0
Write-In: Mira Lou Thompson	5	25.00%	3	2	0
Not Assigned	0	0.00%	0	0	0
Total Votes Cast	20	100.00%	14	6	0

DEM MEMBER OF DEMOCRATIC COUNTY COMMITTEE - FEMALE New Castle 3-1

Vote For 1

	TOTAL	VOTE %	ELECTIO N DAY	MAIL VOTE	PROVISI ONAL
Write-In Totals	4	100.00%	3	1	0
Write-In: Scattered	3	75.00%	2	1	0
Write-In: Lacy Ritter	1	25.00%	1	0	0
Not Assigned	0	0.00%	0	0	0
Total Votes Cast	4	100.00%	3	1	0

DEM MEMBER OF DEMOCRATIC COUNTY COMMITTEE - FEMALE New Castle 3-2

Vote For 1

	TOTAL	VOTE %	ELECTIO N DAY	MAIL VOTE	PROVISI ONAL
PATRICIA A D'AMICO	102	99.03%	63	39	0
Write-In Totals	1	0.97%	0	1	0
Write-In: Scattered	1	0.97%	0	1	0
Not Assigned	0	0.00%	0	0	0
Total Votes Cast	103	100.00%	63	40	0

DEM MEMBER OF DEMOCRATIC COUNTY COMMITTEE - FEMALE New Castle 4-1

Vote For 1

	TOTAL	VOTE %	ELECTIO N DAY	MAIL VOTE	PROVISI ONAL
Write-In Totals	4	100.00%	4	0	0
Write-In: Scattered	3	75.00%	3	0	0
Write-In: Rhonda Dam	1	25.00%	1	0	0
Not Assigned	0	0.00%	0	0	0
Total Votes Cast	4	100.00%	4	0	0

DEM MEMBER OF DEMOCRATIC COUNTY COMMITTEE - FEMALE New Castle 4-2

Vote For 1

	TOTAL	VOTE %	ELECTIO N DAY	MAIL VOTE	PROVISI ONAL
Write-In Totals	6	100.00%	3	3	0
Write-In: Scattered	5	83.33%	2	3	0
Write-In: Victoria Lee Thompson	1	16.67%	1	0	0
Not Assigned	0	0.00%	0	0	0
Total Votes Cast	6	100.00%	3	3	0

DEM MEMBER OF DEMOCRATIC COUNTY COMMITTEE - FEMALE New Castle 4-3

Vote For 1

	TOTAL	VOTE %	ELECTIO N DAY	MAIL VOTE	PROVISI ONAL
Write-In Totals	10	100.00%	6	4	0
Write-In: Scattered	7	70.00%	4	3	0
Write-In: Maria DelGado	1	10.00%	1	0	0
Write-In: Debra A. DeBlasio	1	10.00%	0	1	0
Write-In: Shelby Seals (Winner)	1	10.00%	1	0	0
Not Assigned	0	0.00%	0	0	0
Total Votes Cast	10	100.00%	6	4	0

DEM MEMBER OF DEMOCRATIC COUNTY COMMITTEE - FEMALE New Castle 5-1

Vote For 1

	TOTAL	VOTE %	ELECTIO N DAY	MAIL VOTE	PROVISI ONAL
Write-In Totals	7	100.00%	5	2	0
Write-In: Scattered	4	57.14%	3	1	0
Write-In: Helen Taylor	1	14.29%	0	1	0
Write-In: Utta Murphey (Winner)	1	14.29%	1	0	0
Write-In: Cathy Cialella	1	14.29%	1	0	0
Not Assigned	0	0.00%	0	0	0
Total Votes Cast	7	100.00%	5	2	0

DEM MEMBER OF DEMOCRATIC COUNTY COMMITTEE - FEMALE New Castle 5-2

Vote For 1

	TOTAL	VOTE %	ELECTIO N DAY	MAIL VOTE	PROVISI ONAL
Write-In Totals	7	100.00%	4	3	0
Write-In: Scattered	5	71.43%	4	1	0
Write-In: Patricia Lucas Jenkins	2	28.57%	0	2	0
Not Assigned	0	0.00%	0	0	0
Total Votes Cast	7	100.00%	4	3	0

DEM MEMBER OF DEMOCRATIC COUNTY COMMITTEE - FEMALE New Castle 6-1

Vote For 1

	TOTAL	VOTE %	ELECTIO N DAY	MAIL VOTE	PROVISI ONAL
Write-In Totals	16	100.00%	13	3	0
Write-In: Scattered	9	56.25%	6	3	0
Write-In: Alesia Ward	7	43.75%	7	0	0
Not Assigned	0	0.00%	0	0	0
Total Votes Cast	16	100.00%	13	3	0

DEM MEMBER OF DEMOCRATIC COUNTY COMMITTEE - FEMALE New Castle 7-1

Vote For 1

	TOTAL	VOTE %	ELECTIO N DAY	MAIL VOTE	PROVISI ONAL
CIARA K BUCK	116	96.67%	72	44	0
Write-In Totals	4	3.33%	4	0	0
Write-In: Scattered	4	3.33%	4	0	0
Not Assigned	0	0.00%	0	0	0
Total Votes Cast	120	100.00%	76	44	0

DEM MEMBER OF DEMOCRATIC COUNTY COMMITTEE - FEMALE New Castle 8-1

Vote For 1

	TOTAL	VOTE %	ELECTIO N DAY	MAIL VOTE	PROVISI ONAL
Write-In Totals	8	100.00%	8	0	0
Write-In: Scattered	6	75.00%	6	0	0
Write-In: Suzetta Feeley- Deceased 6/1/2022	2	25.00%	2	0	0
Not Assigned	0	0.00%	0	0	0
Total Votes Cast	8	100.00%	8	0	0

DEM MEMBER OF DEMOCRATIC COUNTY COMMITTEE - FEMALE Bessemer Boro

Vote For 1

	TOTAL	VOTE %	ELECTIO N DAY	MAIL VOTE	PROVISI ONAL
Write-In Totals	8	100.00%	4	4	0
Write-In: Scattered	6	75.00%	3	3	0
Write-In: Megan T. King (Winner)	1	12.50%	1	0	0
Write-In: Vickie Domenick	1	12.50%	0	1	0
Not Assigned	0	0.00%	0	0	0
Total Votes Cast	8	100.00%	4	4	0

DEM MEMBER OF DEMOCRATIC COUNTY COMMITTEE - FEMALE Ellport Boro

Vote For 1

	TOTAL	VOTE %	ELECTIO N DAY	MAIL VOTE	PROVISI ONAL
Write-In Totals	7	100.00%	6	1	0
Write-In: Scattered	6	85.71%	6	0	0
Write-In: Laura Goehring	1	14.29%	0	1	0
Not Assigned	0	0.00%	0	0	0
Total Votes Cast	7	100.00%	6	1	0

DEM MEMBER OF DEMOCRATIC COUNTY COMMITTEE - FEMALE Ellwood City Boro 1-1

Vote For 1

	TOTAL	VOTE %	ELECTIO N DAY	MAIL VOTE	PROVISI ONAL
Write-In Totals	3	100.00%	3	0	0
Write-In: Lisa Young	2	66.67%	2	0	0
Write-In: Scattered	1	33.33%	1	0	0
Not Assigned	0	0.00%	0	0	0
Total Votes Cast	3	100.00%	3	0	0

DEM MEMBER OF DEMOCRATIC COUNTY COMMITTEE - FEMALE Ellwood City Boro 2-1

Vote For 1

	TOTAL	VOTE %	ELECTIO N DAY	MAIL VOTE	PROVISI ONAL
Write-In Totals	9	100.00%	5	4	0
Write-In: Scattered	7	77.78%	3	4	0
Write-In: Jan Williams	2	22.22%	2	0	0
Not Assigned	0	0.00%	0	0	0
Total Votes Cast	9	100.00%	5	4	0

DEM MEMBER OF DEMOCRATIC COUNTY COMMITTEE - FEMALE Ellwood City Boro 3-1

Vote For 1

	TOTAL	VOTE %	ELECTIO N DAY	MAIL VOTE	PROVISI ONAL
ANGELA VALVANO	89	100.00%	57	32	0
Write-In Totals	0	0.00%	0	0	0
Not Assigned	0	0.00%	0	0	0
Total Votes Cast	89	100.00%	57	32	0

DEM MEMBER OF DEMOCRATIC COUNTY COMMITTEE - FEMALE Ellwood City Boro 4-1

Vote For 1

	TOTAL	VOTE %	ELECTIO N DAY	MAIL VOTE	PROVISI ONAL
Write-In Totals	2	100.00%	2	0	0
Write-In: Scattered	2	100.00%	2	0	0
Not Assigned	0	0.00%	0	0	0
Total Votes Cast	2	100.00%	2	0	0

DEM MEMBER OF DEMOCRATIC COUNTY COMMITTEE - FEMALE Ellwood City Boro 4-2

Vote For 1

	TOTAL	VOTE %	ELECTIO N DAY	MAIL VOTE	PROVISI ONAL
Write-In Totals	7	100.00%	5	2	0
Write-In: Scattered	7	100.00%	5	2	0
Not Assigned	0	0.00%	0	0	0
Total Votes Cast	7	100.00%	5	2	0

DEM MEMBER OF DEMOCRATIC COUNTY COMMITTEE - FEMALE Ellwood City Boro 5-1

Vote For 1

	TOTAL	VOTE %	ELECTIO N DAY	MAIL VOTE	PROVISI ONAL
Write-In Totals	11	100.00%	8	3	0
Write-In: Scattered	6	54.55%	3	3	0
Write-In: Michele Lamenza	5	45.45%	5	0	0
Not Assigned	0	0.00%	0	0	0
Total Votes Cast	11	100.00%	8	3	0

DEM MEMBER OF DEMOCRATIC COUNTY COMMITTEE - FEMALE Ellwood City Boro 5-2

Vote For 1

	TOTAL	VOTE %	ELECTIO N DAY	MAIL VOTE	PROVISI ONAL
Write-In Totals	11	100.00%	7	4	0
Write-In: Scattered	8	72.73%	6	2	0
Write-In: Carol Monk	1	9.09%	0	1	0
Write-In: Judith Dici	1	9.09%	0	1	0
Write-In: Nicole Neely (Winner)	1	9.09%	1	0	0
Not Assigned	0	0.00%	0	0	0
Total Votes Cast	11	100.00%	7	4	0

DEM MEMBER OF DEMOCRATIC COUNTY COMMITTEE - FEMALE Enon Valley Boro

Vote For 1

	TOTAL	VOTE %	ELECTIO N DAY	MAIL VOTE	PROVISI ONAL
Write-In Totals	3	100.00%	3	0	0
Write-In: Lynda Balmer	2	66.67%	2	0	0
Write-In: Scattered	1	33.33%	1	0	0
Not Assigned	0	0.00%	0	0	0
Total Votes Cast	3	100.00%	3	0	0

DEM MEMBER OF DEMOCRATIC COUNTY COMMITTEE - FEMALE New Beaver Boro

Vote For 1

	TOTAL	VOTE %	ELECTIO N DAY	MAIL VOTE	PROVISI ONAL
Write-In Totals	4	100.00%	3	1	0
Write-In: Scattered	2	50.00%	1	1	0
Write-In: Ivy Sue Yeager Hanslaw	2	50.00%	2	0	0
Not Assigned	0	0.00%	0	0	0
Total Votes Cast	4	100.00%	3	1	0

DEM MEMBER OF DEMOCRATIC COUNTY COMMITTEE - FEMALE New Wilmington Boro

Vote For 1

	TOTAL	VOTE %	ELECTIO N DAY	MAIL VOTE	PROVISI ONAL
Write-In Totals	22	100.00%	19	3	0
Write-In: Scattered	14	63.64%	12	2	0
Write-In: Janet Robb	8	36.36%	7	1	0
Not Assigned	0	0.00%	0	0	0
Total Votes Cast	22	100.00%	19	3	0





DEM MEMBER OF DEMOCRATIC COUNTY COMMITTEE - FEMALE S.N.P.J. Boro

Vote For 1

	TOTAL	VOTE %	ELECTIO N DAY	MAIL VOTE	PROVISI ONAL
Write-In Totals	0		0	0	0
Not Assigned	0		0	0	0
Total Votes Cast	0		0	0	0

DEM MEMBER OF DEMOCRATIC COUNTY COMMITTEE - FEMALE South New Castle Boro

Vote For 1

	TOTAL	VOTE %	ELECTIO N DAY	MAIL VOTE	PROVISI ONAL
Write-In Totals	3	100.00% 	3	0	0
Write-In: Scattered	3	100.00% 	3	0	0
Not Assigned	0	0.00% 	0	0	0
Total Votes Cast	3	100.00% 	3	0	0





DEM MEMBER OF DEMOCRATIC COUNTY COMMITTEE - FEMALE Volant Boro

Vote For 1

	TOTAL	VOTE %	ELECTIO N DAY	MAIL VOTE	PROVISI ONAL
Write-In Totals	0		0	0	0
Not Assigned	0		0	0	0
Total Votes Cast	0		0	0	0





DEM MEMBER OF DEMOCRATIC COUNTY COMMITTEE - FEMALE Wampum Boro

Vote For 1

	TOTAL	VOTE %	ELECTIO N DAY	MAIL VOTE	PROVISI ONAL
Write-In Totals	2	100.00% 	2	0	0
Write-In: Scattered	2	100.00% 	2	0	0
Not Assigned	0	0.00% 	0	0	0
Total Votes Cast	2	100.00% 	2	0	0






DEM MEMBER OF DEMOCRATIC COUNTY COMMITTEE - FEMALE Hickory Twp 1

Vote For 1

	TOTAL	VOTE %	ELECTIO N DAY	MAIL VOTE	PROVISI ONAL
Write-In Totals	1	100.00% 	1	0	0
Write-In: Scattered	1	100.00% 	1	0	0
Not Assigned	0	0.00% 	0	0	0
Total Votes Cast	1	100.00% 	1	0	0

DEM MEMBER OF DEMOCRATIC COUNTY COMMITTEE - FEMALE Hickory Twp 2

Vote For 1

	TOTAL	VOTE %	ELECTIO N DAY	MAIL VOTE	PROVISI ONAL
Write-In Totals	5	100.00% 	4	1	0
Write-In: Scattered	3	60.00% 	3	0	0
Write-In: Loretta Spielvogel	2	40.00% 	1	1	0
Not Assigned	0	0.00% 	0	0	0
Total Votes Cast	5	100.00% 	4	1	0

DEM MEMBER OF DEMOCRATIC COUNTY COMMITTEE - FEMALE Little Beaver Twp

Vote For 1

	TOTAL	VOTE %	ELECTIO N DAY	MAIL VOTE	PROVISI ONAL
Write-In Totals	2	100.00%	2	0	0
Write-In: Kathryn Kerfoot	1	50.00%	1	0	0
Write-In: Scattered	1	50.00%	1	0	0
Not Assigned	0	0.00%	0	0	0
Total Votes Cast	2	100.00%	2	0	0

DEM MEMBER OF DEMOCRATIC COUNTY COMMITTEE - FEMALE Mahoning Twp 1

Vote For 1

	TOTAL	VOTE %	ELECTIO N DAY	MAIL VOTE	PROVISI ONAL
Write-In Totals	4	100.00%	4	0	0
Write-In: Scattered	2	50.00%	2	0	0
Write-In: Jamie Gabriel	2	50.00%	2	0	0
Not Assigned	0	0.00%	0	0	0
Total Votes Cast	4	100.00%	4	0	0

DEM MEMBER OF DEMOCRATIC COUNTY COMMITTEE - FEMALE Mahoning Twp 2

Vote For 1

	TOTAL	VOTE %	ELECTIO N DAY	MAIL VOTE	PROVISI ONAL
Write-In Totals	4	100.00%	2	2	0
Write-In: Scattered	3	75.00%	2	1	0
Write-In: Nancy Leslie	1	25.00%	0	1	0
Not Assigned	0	0.00%	0	0	0
Total Votes Cast	4	100.00%	2	2	0

DEM MEMBER OF DEMOCRATIC COUNTY COMMITTEE - FEMALE Neshannock Twp 1

Vote For 1

	TOTAL	VOTE %	ELECTIO N DAY	MAIL VOTE	PROVISI ONAL
ANNA N CRAIG	101	99.02%	49	52	0
Write-In Totals	1	0.98%	1	0	0
Write-In: Scattered	1	0.98%	1	0	0
Not Assigned	0	0.00%	0	0	0
Total Votes Cast	102	100.00%	50	52	0

DEM MEMBER OF DEMOCRATIC COUNTY COMMITTEE - FEMALE Neshannock Twp 2

Vote For 1

	TOTAL	VOTE %	ELECTIO N DAY	MAIL VOTE	PROVISI ONAL
Write-In Totals	8	100.00%	7	1	0
Write-In: Donna Perretta	5	62.50%	5	0	0
Write-In: Scattered	3	37.50%	2	1	0
Not Assigned	0	0.00%	0	0	0
Total Votes Cast	8	100.00%	7	1	0

DEM MEMBER OF DEMOCRATIC COUNTY COMMITTEE - FEMALE Neshannock Twp 3

Vote For 1

	TOTAL	VOTE %	ELECTIO N DAY	MAIL VOTE	PROVISI ONAL
Write-In Totals	9	100.00%	8	1	0
Write-In: Scattered	6	66.67%	5	1	0
Write-In: Lisa Stern	3	33.33%	3	0	0
Not Assigned	0	0.00%	0	0	0
Total Votes Cast	9	100.00%	8	1	0

DEM MEMBER OF DEMOCRATIC COUNTY COMMITTEE - FEMALE Neshannock Twp 4

Vote For 1

	TOTAL	VOTE %	ELECTIO N DAY	MAIL VOTE	PROVISI ONAL
Write-In Totals	4	100.00%	2	2	0
Write-In: Scattered	2	50.00%	1	1	0
Write-In: Staci Norris (Winner)	1	25.00%	0	1	0
Write-In: Linda DiCarlo	1	25.00%	1	0	0
Not Assigned	0	0.00%	0	0	0
Total Votes Cast	4	100.00%	2	2	0

DEM MEMBER OF DEMOCRATIC COUNTY COMMITTEE - FEMALE Neshannock Twp 5

Vote For 1

	TOTAL	VOTE %	ELECTIO N DAY	MAIL VOTE	PROVISI ONAL
Write-In Totals	6	100.00%	5	1	0
Write-In: Scattered	4	66.67%	3	1	0
Write-In: Linda Veronie	2	33.33%	2	0	0
Not Assigned	0	0.00%	0	0	0
Total Votes Cast	6	100.00%	5	1	0

DEM MEMBER OF DEMOCRATIC COUNTY COMMITTEE - FEMALE Neshannock Twp 6

Vote For 1

	TOTAL	VOTE %	ELECTIO N DAY	MAIL VOTE	PROVISI ONAL
Write-In Totals	9	100.00%	8	1	0
Write-In: Scattered	7	77.78%	7	0	0
Write-In: Catherine Hilliard	2	22.22%	1	1	0
Not Assigned	0	0.00%	0	0	0
Total Votes Cast	9	100.00%	8	1	0

DEM MEMBER OF DEMOCRATIC COUNTY COMMITTEE - FEMALE Neshannock Twp 7

Vote For 1

	TOTAL	VOTE %	ELECTIO N DAY	MAIL VOTE	PROVISI ONAL
Write-In Totals	8	100.00%	6	2	0
Write-In: Scattered	5	62.50%	3	2	0
Write-In: Cynthia Hall	3	37.50%	3	0	0
Not Assigned	0	0.00%	0	0	0
Total Votes Cast	8	100.00%	6	2	0

DEM MEMBER OF DEMOCRATIC COUNTY COMMITTEE - FEMALE Neshannock Twp 8

Vote For 1

	TOTAL	VOTE %	ELECTIO N DAY	MAIL VOTE	PROVISI ONAL
KATHRYN RENTZ	169	98.83%	68	100	1
Write-In Totals	2	1.17%	2	0	0
Write-In: Scattered	2	1.17%	2	0	0
Not Assigned	0	0.00%	0	0	0
Total Votes Cast	171	100.00%	70	100	1

DEM MEMBER OF DEMOCRATIC COUNTY COMMITTEE - FEMALE North Beaver Twp 1

Vote For 1

	TOTAL	VOTE %	ELECTIO N DAY	MAIL VOTE	PROVISI ONAL
Write-In Totals	11	100.00%	4	7	0
Write-In: Scattered	7	63.64%	2	5	0
Write-In: Beverly DiGianvincenzo	4	36.36%	2	2	0
Not Assigned	0	0.00%	0	0	0
Total Votes Cast	11	100.00%	4	7	0

DEM MEMBER OF DEMOCRATIC COUNTY COMMITTEE - FEMALE North Beaver Twp 2

Vote For 1

	TOTAL	VOTE %	ELECTIO N DAY	MAIL VOTE	PROVISI ONAL
Write-In Totals	3	100.00%	3	0	0
Write-In: Scattered	3	100.00%	3	0	0
Not Assigned	0	0.00%	0	0	0
Total Votes Cast	3	100.00%	3	0	0

DEM MEMBER OF DEMOCRATIC COUNTY COMMITTEE - FEMALE North Beaver Twp 3

Vote For 1

	TOTAL	VOTE %	ELECTIO N DAY	MAIL VOTE	PROVISI ONAL
Write-In Totals	3	100.00%	0	3	0
Write-In: Scattered	3	100.00%	0	3	0
Not Assigned	0	0.00%	0	0	0
Total Votes Cast	3	100.00%	0	3	0

DEM MEMBER OF DEMOCRATIC COUNTY COMMITTEE - FEMALE Perry Twp 1

Vote For 1

	TOTAL	VOTE %	ELECTIO N DAY	MAIL VOTE	PROVISI ONAL
Write-In Totals	2	100.00%	1	1	0
Write-In: Scattered	2	100.00%	1	1	0
Not Assigned	0	0.00%	0	0	0
Total Votes Cast	2	100.00%	1	1	0

DEM MEMBER OF DEMOCRATIC COUNTY COMMITTEE - FEMALE Perry Twp 2

Vote For 1

	TOTAL	VOTE %	ELECTIO N DAY	MAIL VOTE	PROVISI ONAL
Write-In Totals	1	100.00%	0	1	0
Write-In: Karla Wasserloos	1	100.00%	0	1	0
Not Assigned	0	0.00%	0	0	0
Total Votes Cast	1	100.00%	0	1	0

DEM MEMBER OF DEMOCRATIC COUNTY COMMITTEE - FEMALE Plain Grove Twp

Vote For 1

	TOTAL	VOTE %	ELECTIO N DAY	MAIL VOTE	PROVISI ONAL
Write-In Totals	3	100.00%	3	0	0
Write-In: Scattered	3	100.00%	3	0	0
Not Assigned	0	0.00%	0	0	0
Total Votes Cast	3	100.00%	3	0	0

DEM MEMBER OF DEMOCRATIC COUNTY COMMITTEE - FEMALE Pulaski Twp 1

Vote For 1

	TOTAL	VOTE %	ELECTIO N DAY	MAIL VOTE	PROVISI ONAL
Write-In Totals	4	100.00%	4	0	0
Write-In: Scattered	3	75.00%	3	0	0
Write-In: Beth Garrett	1	25.00%	1	0	0
Not Assigned	0	0.00%	0	0	0
Total Votes Cast	4	100.00%	4	0	0

DEM MEMBER OF DEMOCRATIC COUNTY COMMITTEE - FEMALE Pulaski Twp 2

Vote For 1

	TOTAL	VOTE %	ELECTIO N DAY	MAIL VOTE	PROVISI ONAL
Write-In Totals	13	100.00%	11	2	0
Write-In: Scattered	10	76.92%	8	2	0
Write-In: Sheila Epper	3	23.08%	3	0	0
Not Assigned	0	0.00%	0	0	0
Total Votes Cast	13	100.00%	11	2	0

DEM MEMBER OF DEMOCRATIC COUNTY COMMITTEE - FEMALE Pulaski Twp 3

Vote For 1

	TOTAL	VOTE %	ELECTIO N DAY	MAIL VOTE	PROVISI ONAL
Write-In Totals	11	100.00%	7	4	0
Write-In: Scattered	6	54.55%	2	4	0
Write-In: Cathy Sabol	5	45.45%	5	0	0
Not Assigned	0	0.00%	0	0	0
Total Votes Cast	11	100.00%	7	4	0

DEM MEMBER OF DEMOCRATIC COUNTY COMMITTEE - FEMALE Scott Twp 1

Vote For 1

	TOTAL	VOTE %	ELECTIO N DAY	MAIL VOTE	PROVISI ONAL
Write-In Totals	6	100.00%	6	0	0
Write-In: Scattered	4	66.67%	4	0	0
Write-In: Kristine Russell (Winner)	1	16.67%	1	0	0
Write-In: Barbara Moreland	1	16.67%	1	0	0
Not Assigned	0	0.00%	0	0	0
Total Votes Cast	6	100.00%	6	0	0

DEM MEMBER OF DEMOCRATIC COUNTY COMMITTEE - FEMALE Scott Twp 2

Vote For 1

	TOTAL	VOTE %	ELECTIO N DAY	MAIL VOTE	PROVISI ONAL
Write-In Totals	7	100.00%	5	2	0
Write-In: Scattered	6	85.71%	4	2	0
Write-In: Brenda Siddall	1	14.29%	1	0	0
Not Assigned	0	0.00%	0	0	0
Total Votes Cast	7	100.00%	5	2	0

DEM MEMBER OF DEMOCRATIC COUNTY COMMITTEE - FEMALE Shenango Twp 1

Vote For 1

	TOTAL	VOTE %	ELECTIO N DAY	MAIL VOTE	PROVISI ONAL
KATE BRUNO	76	100.00%	49	27	0
Write-In Totals	0	0.00%	0	0	0
Not Assigned	0	0.00%	0	0	0
Total Votes Cast	76	100.00%	49	27	0

DEM MEMBER OF DEMOCRATIC COUNTY COMMITTEE - FEMALE Shenango Twp 2

Vote For 1

	TOTAL	VOTE %	ELECTIO N DAY	MAIL VOTE	PROVISI ONAL
Write-In Totals	9	100.00%	7	2	0
Write-In: Scattered	8	88.89%	6	2	0
Write-In: Stephanie Currie	1	11.11%	1	0	0
Not Assigned	0	0.00%	0	0	0
Total Votes Cast	9	100.00%	7	2	0

DEM MEMBER OF DEMOCRATIC COUNTY COMMITTEE - FEMALE Shenango Twp 3

Vote For 1

	TOTAL	VOTE %	ELECTIO N DAY	MAIL VOTE	PROVISI ONAL
Write-In Totals	6	100.00%	6	0	0
Write-In: Scattered	4	66.67%	4	0	0
Write-In: Nicole Cassano	2	33.33%	2	0	0
Not Assigned	0	0.00%	0	0	0
Total Votes Cast	6	100.00%	6	0	0

DEM MEMBER OF DEMOCRATIC COUNTY COMMITTEE - FEMALE Shenango Twp 4

Vote For 1

	TOTAL	VOTE %	ELECTIO N DAY	MAIL VOTE	PROVISI ONAL
Write-In Totals	10	100.00%	5	5	0
Write-In: Scattered	8	80.00%	3	5	0
Write-In: Lauren Miller	1	10.00%	1	0	0
Write-In: Marcy G. Waldenville (Winner)	1	10.00%	1	0	0
Not Assigned	0	0.00%	0	0	0
Total Votes Cast	10	100.00%	5	5	0

DEM MEMBER OF DEMOCRATIC COUNTY COMMITTEE - FEMALE Shenango Twp 5

Vote For 1

	TOTAL	VOTE %	ELECTIO N DAY	MAIL VOTE	PROVISI ONAL
JULIANN G MANGINO	141	100.00%	77	64	0
Write-In Totals	0	0.00%	0	0	0
Not Assigned	0	0.00%	0	0	0
Total Votes Cast	141	100.00%	77	64	0

DEM MEMBER OF DEMOCRATIC COUNTY COMMITTEE - FEMALE Shenango Twp 6

Vote For 1

	TOTAL	VOTE %	ELECTIO N DAY	MAIL VOTE	PROVISI ONAL
Write-In Totals	7	100.00%	2	5	0
Write-In: Scattered	7	100.00%	2	5	0
Not Assigned	0	0.00%	0	0	0
Total Votes Cast	7	100.00%	2	5	0

DEM MEMBER OF DEMOCRATIC COUNTY COMMITTEE - FEMALE Slippery Rock Twp 1

Vote For 1

	TOTAL	VOTE %	ELECTIO N DAY	MAIL VOTE	PROVISI ONAL
Write-In Totals	7	100.00%	3	4	0
Write-In: Scattered	4	57.14%	2	2	0
Write-In: Debby Yeager	3	42.86%	1	2	0
Not Assigned	0	0.00%	0	0	0
Total Votes Cast	7	100.00%	3	4	0

DEM MEMBER OF DEMOCRATIC COUNTY COMMITTEE - FEMALE Slippery Rock Twp 2

Vote For 1

	TOTAL	VOTE %	ELECTIO N DAY	MAIL VOTE	PROVISI ONAL
Write-In Totals	4	100.00%	4	0	0
Write-In: Scattered	1	25.00%	1	0	0
Write-In: Kristin Green	1	25.00%	1	0	0
Write-In: Nancy Hanicak	1	25.00%	1	0	0
Write-In: Rose Nocera (Winner)	1	25.00%	1	0	0
Not Assigned	0	0.00%	0	0	0
Total Votes Cast	4	100.00%	4	0	0

DEM MEMBER OF DEMOCRATIC COUNTY COMMITTEE - FEMALE Taylor Twp

Vote For 1

	TOTAL	VOTE %	ELECTIO N DAY	MAIL VOTE	PROVISI ONAL
MARY JEAN TUMINELLA	102	100.00%	55	47	0
Write-In Totals	0	0.00%	0	0	0
Not Assigned	0	0.00%	0	0	0
Total Votes Cast	102	100.00%	55	47	0

DEM MEMBER OF DEMOCRATIC COUNTY COMMITTEE - FEMALE Union Twp 1

Vote For 1

	TOTAL	VOTE %	ELECTIO N DAY	MAIL VOTE	PROVISI ONAL
Write-In Totals	11	100.00%	8	3	0
Write-In: Betsy Demarest	6	54.55%	4	2	0
Write-In: Scattered	5	45.45%	4	1	0
Not Assigned	0	0.00%	0	0	0
Total Votes Cast	11	100.00%	8	3	0

DEM MEMBER OF DEMOCRATIC COUNTY COMMITTEE - FEMALE Union Twp 2

Vote For 1

	TOTAL	VOTE %	ELECTIO N DAY	MAIL VOTE	PROVISI ONAL
Write-In Totals	9	100.00%	4	5	0
Write-In: Scattered	5	55.56%	3	2	0
Write-In: Martha Uber	4	44.44%	1	3	0
Not Assigned	0	0.00%	0	0	0
Total Votes Cast	9	100.00%	4	5	0

DEM MEMBER OF DEMOCRATIC COUNTY COMMITTEE - FEMALE Union Twp 3

Vote For 1

	TOTAL	VOTE %	ELECTIO N DAY	MAIL VOTE	PROVISI ONAL
Write-In Totals	12	100.00%	3	9	0
Write-In: Scattered	10	83.33%	3	7	0
Write-In: Linda Morrison	2	16.67%	0	2	0
Not Assigned	0	0.00%	0	0	0
Total Votes Cast	12	100.00%	3	9	0

DEM MEMBER OF DEMOCRATIC COUNTY COMMITTEE - FEMALE Union Twp 4

Vote For 1

	TOTAL	VOTE %	ELECTIO N DAY	MAIL VOTE	PROVISI ONAL
Write-In Totals	13	100.00%	9	4	0
Write-In: Scattered	10	76.92%	9	1	0
Write-In: Stephanie Fulena	3	23.08%	0	3	0
Not Assigned	0	0.00%	0	0	0
Total Votes Cast	13	100.00%	9	4	0

DEM MEMBER OF DEMOCRATIC COUNTY COMMITTEE - FEMALE Washington Twp

Vote For 1

	TOTAL	VOTE %	ELECTIO N DAY	MAIL VOTE	PROVISI ONAL
Write-In Totals	3	100.00%	2	1	0
Write-In: Scattered	3	100.00%	2	1	0
Not Assigned	0	0.00%	0	0	0
Total Votes Cast	3	100.00%	2	1	0

DEM MEMBER OF DEMOCRATIC COUNTY COMMITTEE - FEMALE Wayne Twp 1

Vote For 1

	TOTAL	VOTE %	ELECTIO N DAY	MAIL VOTE	PROVISI ONAL
Write-In Totals	7	100.00%	6	1	0
Write-In: Scattered	5	71.43%	4	1	0
Write-In: Cheryl Valvano	2	28.57%	2	0	0
Not Assigned	0	0.00%	0	0	0
Total Votes Cast	7	100.00%	6	1	0

DEM MEMBER OF DEMOCRATIC COUNTY COMMITTEE - FEMALE Wayne Twp 2

Vote For 1

	TOTAL	VOTE %	ELECTIO N DAY	MAIL VOTE	PROVISI ONAL
BARB BOHIZIC	103	99.04%	71	32	0
Write-In Totals	1	0.96%	1	0	0
Write-In: Scattered	1	0.96%	1	0	0
Not Assigned	0	0.00%	0	0	0
Total Votes Cast	104	100.00%	72	32	0

DEM MEMBER OF DEMOCRATIC COUNTY COMMITTEE - FEMALE Wilmington Twp 1

Vote For 1

	TOTAL	VOTE %	ELECTIO N DAY	MAIL VOTE	PROVISI ONAL
Write-In Totals	3	100.00%	0	3	0
Write-In: Scattered	3	100.00%	0	3	0
Not Assigned	0	0.00%	0	0	0
Total Votes Cast	3	100.00%	0	3	0

DEM MEMBER OF DEMOCRATIC COUNTY COMMITTEE - FEMALE Wilmington Twp 2

Vote For 1

	TOTAL	VOTE %	ELECTIO N DAY	MAIL VOTE	PROVISI ONAL
Write-In Totals	11	100.00%	7	4	0
Write-In: Scattered	7	63.64%	3	4	0
Write-In: Alyssa Huff	1	9.09%	1	0	0
Write-In: Patricia Jurkiewicz	1	9.09%	1	0	0
Write-In: Karen Wallace (Winner)	1	9.09%	1	0	0
Write-In: Beverly Martinko	1	9.09%	1	0	0
Not Assigned	0	0.00%	0	0	0
Total Votes Cast	11	100.00%	7	4	0

Summary Results Report
 2022 PRIMARY
 May 17, 2022

OFFICIAL RESULTS

Lawrence

REP UNITED STATES SENATOR

Vote For 1

	TOTAL	VOTE %	ELECTIO N DAY	MAIL VOTE	PROVISI ONAL
KATHY BARNETTE	2,531	23.12%	2,355	175	1
MEHMET OZ	3,613	33.00%	3,294	317	2
GEORGE BOCHETTO	59	0.54%	49	10	0
JEFF BARTOS	381	3.48%	322	59	0
DAVE MCCORMICK	3,600	32.88%	3,208	391	1
SEAN GALE	93	0.85%	69	24	0
CARLA SANDS	606	5.54%	515	91	0
Write-In Totals	65	0.59%	48	17	0
Write-In: John Fetterman	23	0.21%	15	8	0
Write-In: Connor Lamb	21	0.19%	17	4	0
Write-In: Scattered	21	0.19%	16	5	0
Not Assigned	0	0.00%	0	0	0
Total Votes Cast	10,948	100.00%	9,860	1,084	4

REP GOVERNOR

Vote For 1

	TOTAL	VOTE %	ELECTIO N DAY	MAIL VOTE	PROVISI ONAL
LOU BARLETTA	1,156	10.52%	1,067	89	0
DOUGLAS V MASTRIANO	5,608	51.02%	5,428	177	3
NCHE ZAMA	59	0.54%	49	10	0
DAVE WHITE	738	6.71%	577	161	0
MELISSA HART	1,151	10.47%	891	260	0
BILL MCSWAIN	1,902	17.31%	1,594	307	1
CHARLIE GEROW	52	0.47%	40	12	0
JOE GALE	61	0.56%	46	15	0
JAKE CORMAN	196	1.78%	145	51	0
Write-In Totals	68	0.62%	52	16	0
Write-In: Joshua Shapiro	47	0.43%	35	12	0
Write-In: Scattered	21	0.19%	17	4	0
Not Assigned	0	0.00%	0	0	0
Total Votes Cast	10,991	100.00%	9,889	1,098	4

Summary Results Report
 2022 PRIMARY
 May 17, 2022

OFFICIAL RESULTS

Lawrence

REP LIEUTENANT GOVERNOR

Vote For 1

	TOTAL	VOTE %	ELECTIO N DAY	MAIL VOTE	PROVISI ONAL
CLARICE SCHILLINGER	184	1.73%	164	20	0
JAMES EARL JONES	314	2.95%	295	19	0
RICK SACCONI	1,174	11.02%	1,058	115	1
JOHN BROWN	169	1.59%	153	16	0
CHRIS FRYE	5,301	49.74%	4,706	592	3
JEFF COLEMAN	204	1.91%	173	31	0
RUSS DIAMOND	211	1.98%	192	19	0
CARRIE LEWIS DELROSSO	2,282	21.41%	2,071	211	0
TEDDY DANIELS	776	7.28%	733	43	0
Write-In Totals	42	0.39%	33	9	0
Write-In: Scattered	25	0.23%	21	4	0
Write-In: Austin Davis	13	0.12%	8	5	0
Write-In: Briam Sims	4	0.04%	4	0	0
Not Assigned	0	0.00%	0	0	0
Total Votes Cast	10,657	100.00%	9,578	1,075	4

REP REPRESENTATIVE IN CONGRESS 16TH DISTRICT

Vote For 1

	TOTAL	VOTE %	ELECTIO N DAY	MAIL VOTE	PROVISI ONAL
MIKE KELLY	10,064	98.79%	9,096	964	4
Write-In Totals	123	1.21%	94	29	0
Write-In: Scattered	91	0.89%	73	18	0
Write-In: Rick Telesz	29	0.28%	19	10	0
Write-In: Dan Pastore	3	0.03%	2	1	0
Not Assigned	0	0.00%	0	0	0
Total Votes Cast	10,187	100.00%	9,190	993	4

REP SENATOR IN THE GENERAL ASSEMBLY 50TH DISTRICT

Vote For 1

	TOTAL	VOTE %	ELECTIO N DAY	MAIL VOTE	PROVISI ONAL
MICHELE BROOKS	7,906	99.32%	7,047	856	3
Write-In Totals	54	0.68%	42	12	0
Write-In: Scattered	48	0.60%	37	11	0
Write-In: Rianna Czech	6	0.08%	5	1	0
Not Assigned	0	0.00%	0	0	0
Total Votes Cast	7,960	100.00%	7,089	868	3

REP REPRESENTATIVE IN THE GENERAL ASSEMBLY 8TH DISTRICT

Vote For 1

	TOTAL	VOTE %	ELECTIO N DAY	MAIL VOTE	PROVISI ONAL
JOHN L KENNEDY	502	14.53%	457	45	0
ERIC O DITULLIO	133	3.85%	115	18	0
AARON BERNSTINE	2,812	81.41%	2,631	181	0
Write-In Totals	7	0.20%	6	1	0
Write-In: Scattered	7	0.20%	6	1	0
Not Assigned	0	0.00%	0	0	0
Total Votes Cast	3,454	100.00%	3,209	245	0

REP REPRESENTATIVE IN THE GENERAL ASSEMBLY 9TH DISTRICT

Vote For 1

	TOTAL	VOTE %	ELECTIO N DAY	MAIL VOTE	PROVISI ONAL
DARRYL AUDIA	1,352	18.05%	1,172	178	2
NICK KERIN	2,896	38.66%	2,577	319	0
MARLA GALLO BROWN	3,192	42.62%	2,844	347	1
Write-In Totals	50	0.67%	38	12	0
Write-In: Chris Sainato	40	0.53%	31	9	0
Write-In: Scattered	10	0.13%	7	3	0
Not Assigned	0	0.00%	0	0	0
Total Votes Cast	7,490	100.00%	6,631	856	3

REP MEMBER OF REPUBLICAN STATE COMMITTEE

Vote For 2

	TOTAL	VOTE %	ELECTIO N DAY	MAIL VOTE	PROVISI ONAL
SHERRY J PATTON	4,718	27.53%	4,216	501	1
JEANIE STEELE	4,363	25.46%	3,900	462	1
DALE TURNER	7,927	46.25%	7,051	872	4
Write-In Totals	132	0.77%	110	22	0
Write-In: Scattered	106	0.62%	92	14	0
Not Assigned	26	0.15%	18	8	0
Total Votes Cast	17,140	100.00%	15,277	1,857	6