

New Castle 1-1

Statistics

| | TOTAL | ELECTIO N DAY | MAIL VOTE | PROVISI ONAL |
|---------------------------------|--------|------------------|--------------|-----------------|
| Registered Voters - Total | 475 | | | |
| Registered Voters - DEMOCRATIC | 281 | | | |
| Registered Voters - REPUBLICAN | 117 | | | |
| Registered Voters - NONPARTISAN | 77 | | | |
| Ballots Cast - Total | 97 | 70 | 27 | 0 |
| Ballots Cast - DEMOCRATIC | 62 | 40 | 22 | 0 |
| Ballots Cast - REPUBLICAN | 35 | 30 | 5 | 0 |
| Ballots Cast - NONPARTISAN | 0 | 0 | 0 | 0 |
| Ballots Cast - Blank | 0 | 0 | 0 | 0 |
| Voter Turnout - Total | 20.42% | | | |
| Voter Turnout - DEMOCRATIC | 22.06% | | | |
| Voter Turnout - REPUBLICAN | 29.91% | | | |
| Voter Turnout - NONPARTISAN | 0.00% | | | |

DEM UNITED STATES SENATOR

Vote For 1

| | TOTAL | VOTE % | ELECTIO N DAY | MAIL VOTE | PROVISI ONAL |
|------------------|-------|---------|------------------|--------------|-----------------|
| ALEX KHALIL | 2 | 3.45% | 2 | 0 | 0 |
| CONOR LAMB | 18 | 31.03% | 12 | 6 | 0 |
| MALCOLM KENYATTA | 5 | 8.62% | 5 | 0 | 0 |
| JOHN FETTERMAN | 33 | 56.90% | 17 | 16 | 0 |
| Write-In Totals | 0 | 0.00% | 0 | 0 | 0 |
| Total Votes Cast | 58 | 100.00% | 36 | 22 | 0 |
| Overvotes | 0 | | 0 | 0 | 0 |
| Undervotes | 4 | | 4 | 0 | 0 |

DEM GOVERNOR

Vote For 1

| | TOTAL | VOTE % | ELECTIO N DAY | MAIL VOTE | PROVISI ONAL |
|------------------|-------|---------|------------------|--------------|-----------------|
| JOSH SHAPIRO | 54 | 100.00% | 33 | 21 | 0 |
| Write-In Totals | 0 | 0.00% | 0 | 0 | 0 |
| Total Votes Cast | 54 | 100.00% | 33 | 21 | 0 |
| Overvotes | 0 | | 0 | 0 | 0 |
| Undervotes | 8 | | 7 | 1 | 0 |

DEM LIEUTENANT GOVERNOR

Vote For 1

| | TOTAL | VOTE % | ELECTIO N DAY | MAIL VOTE | PROVISI ONAL |
|------------------|-------|---------|------------------|--------------|-----------------|
| AUSTIN DAVIS | 35 | 64.81% | 21 | 14 | 0 |
| RAY SOSA | 8 | 14.81% | 4 | 4 | 0 |
| BRIAN SIMS | 9 | 16.67% | 6 | 3 | 0 |
| Write-In Totals | 2 | 3.70% | 2 | 0 | 0 |
| Total Votes Cast | 54 | 100.00% | 33 | 21 | 0 |
| Overvotes | 0 | | 0 | 0 | 0 |
| Undervotes | 8 | | 7 | 1 | 0 |

New Castle 1-1

DEM REPRESENTATIVE IN CONGRESS 16TH DISTRICT

Vote For 1

| | TOTAL | VOTE % | ELECTIO N DAY | MAIL VOTE | PROVISI ONAL |
|------------------|-------|---------|------------------|--------------|-----------------|
| DAN PASTORE | 8 | 13.56% | 5 | 3 | 0 |
| RICK TELESZ | 51 | 86.44% | 32 | 19 | 0 |
| Write-In Totals | 0 | 0.00% | 0 | 0 | 0 |
| Total Votes Cast | 59 | 100.00% | 37 | 22 | 0 |
| Overvotes | 0 | | 0 | 0 | 0 |
| Undervotes | 3 | | 3 | 0 | 0 |

DEM SENATOR IN THE GENERAL ASSEMBLY 50TH DISTRICT

Vote For 1

| | TOTAL | VOTE % | ELECTIO N DAY | MAIL VOTE | PROVISI ONAL |
|------------------|-------|---------|------------------|--------------|-----------------|
| RIANNA CZECH | 46 | 100.00% | 27 | 19 | 0 |
| Write-In Totals | 0 | 0.00% | 0 | 0 | 0 |
| Total Votes Cast | 46 | 100.00% | 27 | 19 | 0 |
| Overvotes | 0 | | 0 | 0 | 0 |
| Undervotes | 16 | | 13 | 3 | 0 |

DEM REPRESENTATIVE IN THE GENERAL ASSEMBLY 9TH DISTRICT

Vote For 1

| | TOTAL | VOTE % | ELECTIO N DAY | MAIL VOTE | PROVISI ONAL |
|------------------|-------|---------|------------------|--------------|-----------------|
| CHRIS SAINATO | 56 | 98.25% | 35 | 21 | 0 |
| Write-In Totals | 1 | 1.75% | 0 | 1 | 0 |
| Total Votes Cast | 57 | 100.00% | 35 | 22 | 0 |
| Overvotes | 0 | | 0 | 0 | 0 |
| Undervotes | 5 | | 5 | 0 | 0 |

DEM MEMBER OF DEMOCRATIC STATE COMMITTEE

Vote For 2

| | TOTAL | VOTE % | ELECTIO N DAY | MAIL VOTE | PROVISI ONAL |
|-------------------|-------|---------|------------------|--------------|-----------------|
| MIRA LOU THOMPSON | 52 | 98.11% | 33 | 19 | 0 |
| Write-In Totals | 1 | 1.89% | 0 | 1 | 0 |
| Total Votes Cast | 53 | 100.00% | 33 | 20 | 0 |
| Overvotes | 0 | | 0 | 0 | 0 |
| Undervotes | 71 | | 47 | 24 | 0 |

DEM MEMBER OF DEMOCRATIC COUNTY COMMITTEE - MALE New Castle 1-1

Vote For 1

| | TOTAL | VOTE % | ELECTIO N DAY | MAIL VOTE | PROVISI ONAL |
|------------------|-------|---------|------------------|--------------|-----------------|
| Write-In Totals | 3 | 100.00% | 2 | 1 | 0 |
| Total Votes Cast | 3 | 100.00% | 2 | 1 | 0 |
| Overvotes | 0 | | 0 | 0 | 0 |
| Undervotes | 59 | | 38 | 21 | 0 |

New Castle 1-1

DEM MEMBER OF DEMOCRATIC COUNTY COMMITTEE - FEMALE New Castle 1-1

Vote For 1

| | TOTAL | VOTE % | ELECTIO N DAY | MAIL VOTE | PROVISI ONAL |
|------------------|-------|---------|------------------|--------------|-----------------|
| Write-In Totals | 3 | 100.00% | 2 | 1 | 0 |
| Total Votes Cast | 3 | 100.00% | 2 | 1 | 0 |
| Overvotes | 0 | | 0 | 0 | 0 |
| Undervotes | 59 | | 38 | 21 | 0 |

REP UNITED STATES SENATOR

Vote For 1

| | TOTAL | VOTE % | ELECTIO N DAY | MAIL VOTE | PROVISI ONAL |
|------------------|-------|---------|------------------|--------------|-----------------|
| KATHY BARNETTE | 2 | 6.06% | 2 | 0 | 0 |
| MEHMET OZ | 17 | 51.52% | 15 | 2 | 0 |
| GEORGE BOCHETTO | 0 | 0.00% | 0 | 0 | 0 |
| JEFF BARTOS | 0 | 0.00% | 0 | 0 | 0 |
| DAVE MCCORMICK | 13 | 39.39% | 10 | 3 | 0 |
| SEAN GALE | 0 | 0.00% | 0 | 0 | 0 |
| CARLA SANDS | 1 | 3.03% | 1 | 0 | 0 |
| Write-In Totals | 0 | 0.00% | 0 | 0 | 0 |
| Total Votes Cast | 33 | 100.00% | 28 | 5 | 0 |
| Overvotes | 0 | | 0 | 0 | 0 |
| Undervotes | 2 | | 2 | 0 | 0 |

REP GOVERNOR

Vote For 1

| | TOTAL | VOTE % | ELECTIO N DAY | MAIL VOTE | PROVISI ONAL |
|---------------------|-------|---------|------------------|--------------|-----------------|
| LOU BARLETTA | 5 | 15.62% | 4 | 1 | 0 |
| DOUGLAS V MASTRIANO | 11 | 34.38% | 10 | 1 | 0 |
| NCHE ZAMA | 0 | 0.00% | 0 | 0 | 0 |
| DAVE WHITE | 4 | 12.50% | 3 | 1 | 0 |
| MELISSA HART | 3 | 9.38% | 3 | 0 | 0 |
| BILL MCSWAIN | 7 | 21.88% | 5 | 2 | 0 |
| CHARLIE GEROW | 0 | 0.00% | 0 | 0 | 0 |
| JOE GALE | 1 | 3.12% | 1 | 0 | 0 |
| JAKE CORMAN | 1 | 3.12% | 1 | 0 | 0 |
| Write-In Totals | 0 | 0.00% | 0 | 0 | 0 |
| Total Votes Cast | 32 | 100.00% | 27 | 5 | 0 |
| Overvotes | 0 | | 0 | 0 | 0 |
| Undervotes | 3 | | 3 | 0 | 0 |

New Castle 1-1

REP LIEUTENANT GOVERNOR

Vote For 1

| | TOTAL | VOTE % | ELECTIO N DAY | MAIL VOTE | PROVISI ONAL |
|-----------------------|-------|---------|------------------|--------------|-----------------|
| CLARICE SCHILLINGER | 2 | 5.88% | 1 | 1 | 0 |
| JAMES EARL JONES | 0 | 0.00% | 0 | 0 | 0 |
| RICK SACCONI | 2 | 5.88% | 2 | 0 | 0 |
| JOHN BROWN | 1 | 2.94% | 1 | 0 | 0 |
| CHRIS FRYE | 23 | 67.65% | 19 | 4 | 0 |
| JEFF COLEMAN | 0 | 0.00% | 0 | 0 | 0 |
| RUSS DIAMOND | 0 | 0.00% | 0 | 0 | 0 |
| CARRIE LEWIS DELROSSO | 6 | 17.65% | 6 | 0 | 0 |
| TEDDY DANIELS | 0 | 0.00% | 0 | 0 | 0 |
| Write-In Totals | 0 | 0.00% | 0 | 0 | 0 |
| Total Votes Cast | 34 | 100.00% | 29 | 5 | 0 |
| Overvotes | 0 | | 0 | 0 | 0 |
| Undervotes | 1 | | 1 | 0 | 0 |

REP REPRESENTATIVE IN CONGRESS 16TH DISTRICT

Vote For 1

| | TOTAL | VOTE % | ELECTIO N DAY | MAIL VOTE | PROVISI ONAL |
|------------------|-------|---------|------------------|--------------|-----------------|
| MIKE KELLY | 31 | 100.00% | 26 | 5 | 0 |
| Write-In Totals | 0 | 0.00% | 0 | 0 | 0 |
| Total Votes Cast | 31 | 100.00% | 26 | 5 | 0 |
| Overvotes | 0 | | 0 | 0 | 0 |
| Undervotes | 4 | | 4 | 0 | 0 |

REP SENATOR IN THE GENERAL ASSEMBLY 50TH DISTRICT

Vote For 1

| | TOTAL | VOTE % | ELECTIO N DAY | MAIL VOTE | PROVISI ONAL |
|------------------|-------|---------|------------------|--------------|-----------------|
| MICHELE BROOKS | 30 | 100.00% | 25 | 5 | 0 |
| Write-In Totals | 0 | 0.00% | 0 | 0 | 0 |
| Total Votes Cast | 30 | 100.00% | 25 | 5 | 0 |
| Overvotes | 0 | | 0 | 0 | 0 |
| Undervotes | 5 | | 5 | 0 | 0 |

REP REPRESENTATIVE IN THE GENERAL ASSEMBLY 9TH DISTRICT

Vote For 1

| | TOTAL | VOTE % | ELECTIO N DAY | MAIL VOTE | PROVISI ONAL |
|-------------------|-------|---------|------------------|--------------|-----------------|
| DARRYL AUDIA | 6 | 18.75% | 5 | 1 | 0 |
| NICK KERIN | 16 | 50.00% | 14 | 2 | 0 |
| MARLA GALLO BROWN | 10 | 31.25% | 8 | 2 | 0 |
| Write-In Totals | 0 | 0.00% | 0 | 0 | 0 |
| Total Votes Cast | 32 | 100.00% | 27 | 5 | 0 |
| Overvotes | 0 | | 0 | 0 | 0 |
| Undervotes | 3 | | 3 | 0 | 0 |

New Castle 1-1

REP MEMBER OF REPUBLICAN STATE COMMITTEE

Vote For 2

| | TOTAL | VOTE % | | ELECTIO N DAY | MAIL VOTE | PROVISI ONAL |
|------------------|-------|---------|--|------------------|--------------|-----------------|
| SHERRY J PATTON | 14 | 25.45% | | 11 | 3 | 0 |
| JEANIE STEELE | 13 | 23.64% | | 11 | 2 | 0 |
| DALE TURNER | 28 | 50.91% | | 23 | 5 | 0 |
| Write-In Totals | 0 | 0.00% | | 0 | 0 | 0 |
| Total Votes Cast | 55 | 100.00% | | 45 | 10 | 0 |
| Overvotes | 0 | | | 0 | 0 | 0 |
| Undervotes | 15 | | | 15 | 0 | 0 |

New Castle1-2

Statistics

| | TOTAL | ELECTIO N DAY | MAIL VOTE | PROVISI ONAL |
|---------------------------------|--------|------------------|--------------|-----------------|
| Registered Voters - Total | 509 | | | |
| Registered Voters - DEMOCRATIC | 284 | | | |
| Registered Voters - REPUBLICAN | 169 | | | |
| Registered Voters - NONPARTISAN | 56 | | | |
| Ballots Cast - Total | 159 | 113 | 46 | 0 |
| Ballots Cast - DEMOCRATIC | 108 | 67 | 41 | 0 |
| Ballots Cast - REPUBLICAN | 51 | 46 | 5 | 0 |
| Ballots Cast - NONPARTISAN | 0 | 0 | 0 | 0 |
| Ballots Cast - Blank | 0 | 0 | 0 | 0 |
| Voter Turnout - Total | 31.24% | | | |
| Voter Turnout - DEMOCRATIC | 38.03% | | | |
| Voter Turnout - REPUBLICAN | 30.18% | | | |
| Voter Turnout - NONPARTISAN | 0.00% | | | |

DEM UNITED STATES SENATOR

Vote For 1

| | TOTAL | VOTE % | ELECTIO N DAY | MAIL VOTE | PROVISI ONAL |
|------------------|-------|---------|------------------|--------------|-----------------|
| ALEX KHALIL | 3 | 2.86% | 3 | 0 | 0 |
| CONOR LAMB | 41 | 39.05% | 24 | 17 | 0 |
| MALCOLM KENYATTA | 2 | 1.90% | 2 | 0 | 0 |
| JOHN FETTERMAN | 59 | 56.19% | 37 | 22 | 0 |
| Write-In Totals | 0 | 0.00% | 0 | 0 | 0 |
| Total Votes Cast | 105 | 100.00% | 66 | 39 | 0 |
| Overvotes | 0 | | 0 | 0 | 0 |
| Undervotes | 3 | | 1 | 2 | 0 |

DEM GOVERNOR

Vote For 1

| | TOTAL | VOTE % | ELECTIO N DAY | MAIL VOTE | PROVISI ONAL |
|------------------|-------|---------|------------------|--------------|-----------------|
| JOSH SHAPIRO | 101 | 99.02% | 63 | 38 | 0 |
| Write-In Totals | 1 | 0.98% | 1 | 0 | 0 |
| Total Votes Cast | 102 | 100.00% | 64 | 38 | 0 |
| Overvotes | 0 | | 0 | 0 | 0 |
| Undervotes | 6 | | 3 | 3 | 0 |

DEM LIEUTENANT GOVERNOR

Vote For 1

| | TOTAL | VOTE % | ELECTIO N DAY | MAIL VOTE | PROVISI ONAL |
|------------------|-------|---------|------------------|--------------|-----------------|
| AUSTIN DAVIS | 78 | 79.59% | 43 | 35 | 0 |
| RAY SOSA | 8 | 8.16% | 7 | 1 | 0 |
| BRIAN SIMS | 10 | 10.20% | 7 | 3 | 0 |
| Write-In Totals | 2 | 2.04% | 2 | 0 | 0 |
| Total Votes Cast | 98 | 100.00% | 59 | 39 | 0 |
| Overvotes | 0 | | 0 | 0 | 0 |
| Undervotes | 10 | | 8 | 2 | 0 |

New Castle1-2

DEM REPRESENTATIVE IN CONGRESS 16TH DISTRICT

Vote For 1

| | TOTAL | VOTE % | ELECTIO N DAY | MAIL VOTE | PROVISI ONAL |
|------------------|-------|---------|------------------|--------------|-----------------|
| DAN PASTORE | 17 | 16.35% | 14 | 3 | 0 |
| RICK TELESZ | 87 | 83.65% | 49 | 38 | 0 |
| Write-In Totals | 0 | 0.00% | 0 | 0 | 0 |
| Total Votes Cast | 104 | 100.00% | 63 | 41 | 0 |
| Overvotes | 0 | | 0 | 0 | 0 |
| Undervotes | 4 | | 4 | 0 | 0 |

DEM SENATOR IN THE GENERAL ASSEMBLY 50TH DISTRICT

Vote For 1

| | TOTAL | VOTE % | ELECTIO N DAY | MAIL VOTE | PROVISI ONAL |
|------------------|-------|---------|------------------|--------------|-----------------|
| RIANNA CZECH | 87 | 98.86% | 53 | 34 | 0 |
| Write-In Totals | 1 | 1.14% | 1 | 0 | 0 |
| Total Votes Cast | 88 | 100.00% | 54 | 34 | 0 |
| Overvotes | 0 | | 0 | 0 | 0 |
| Undervotes | 20 | | 13 | 7 | 0 |

DEM REPRESENTATIVE IN THE GENERAL ASSEMBLY 9TH DISTRICT

Vote For 1

| | TOTAL | VOTE % | ELECTIO N DAY | MAIL VOTE | PROVISI ONAL |
|------------------|-------|---------|------------------|--------------|-----------------|
| CHRIS SAINATO | 99 | 97.06% | 63 | 36 | 0 |
| Write-In Totals | 3 | 2.94% | 3 | 0 | 0 |
| Total Votes Cast | 102 | 100.00% | 66 | 36 | 0 |
| Overvotes | 0 | | 0 | 0 | 0 |
| Undervotes | 6 | | 1 | 5 | 0 |

DEM MEMBER OF DEMOCRATIC STATE COMMITTEE

Vote For 2

| | TOTAL | VOTE % | ELECTIO N DAY | MAIL VOTE | PROVISI ONAL |
|-------------------|-------|---------|------------------|--------------|-----------------|
| MIRA LOU THOMPSON | 95 | 96.94% | 59 | 36 | 0 |
| Write-In Totals | 3 | 3.06% | 1 | 2 | 0 |
| Total Votes Cast | 98 | 100.00% | 60 | 38 | 0 |
| Overvotes | 0 | | 0 | 0 | 0 |
| Undervotes | 118 | | 74 | 44 | 0 |

DEM MEMBER OF DEMOCRATIC COUNTY COMMITTEE - MALE New Castle1-2

Vote For 1

| | TOTAL | VOTE % | ELECTIO N DAY | MAIL VOTE | PROVISI ONAL |
|------------------|-------|---------|------------------|--------------|-----------------|
| Write-In Totals | 6 | 100.00% | 5 | 1 | 0 |
| Total Votes Cast | 6 | 100.00% | 5 | 1 | 0 |
| Overvotes | 0 | | 0 | 0 | 0 |
| Undervotes | 102 | | 62 | 40 | 0 |

New Castle1-2

DEM MEMBER OF DEMOCRATIC COUNTY COMMITTEE - FEMALE New Castle1-2

Vote For 1

| | TOTAL | VOTE % | ELECTIO N DAY | MAIL VOTE | PROVISI ONAL |
|------------------|-------|---------|------------------|--------------|-----------------|
| Write-In Totals | 4 | 100.00% | 3 | 1 | 0 |
| Total Votes Cast | 4 | 100.00% | 3 | 1 | 0 |
| Overvotes | 0 | | 0 | 0 | 0 |
| Undervotes | 104 | | 64 | 40 | 0 |

REP UNITED STATES SENATOR

Vote For 1

| | TOTAL | VOTE % | ELECTIO N DAY | MAIL VOTE | PROVISI ONAL |
|------------------|-------|---------|------------------|--------------|-----------------|
| KATHY BARNETTE | 9 | 18.00% | 8 | 1 | 0 |
| MEHMET OZ | 16 | 32.00% | 16 | 0 | 0 |
| GEORGE BOCHETTO | 0 | 0.00% | 0 | 0 | 0 |
| JEFF BARTOS | 2 | 4.00% | 0 | 2 | 0 |
| DAVE MCCORMICK | 19 | 38.00% | 18 | 1 | 0 |
| SEAN GALE | 1 | 2.00% | 1 | 0 | 0 |
| CARLA SANDS | 3 | 6.00% | 2 | 1 | 0 |
| Write-In Totals | 0 | 0.00% | 0 | 0 | 0 |
| Total Votes Cast | 50 | 100.00% | 45 | 5 | 0 |
| Overvotes | 0 | | 0 | 0 | 0 |
| Undervotes | 1 | | 1 | 0 | 0 |

REP GOVERNOR

Vote For 1

| | TOTAL | VOTE % | ELECTIO N DAY | MAIL VOTE | PROVISI ONAL |
|---------------------|-------|---------|------------------|--------------|-----------------|
| LOU BARLETTA | 2 | 3.92% | 2 | 0 | 0 |
| DOUGLAS V MASTRIANO | 28 | 54.90% | 27 | 1 | 0 |
| NCHE ZAMA | 2 | 3.92% | 2 | 0 | 0 |
| DAVE WHITE | 5 | 9.80% | 3 | 2 | 0 |
| MELISSA HART | 5 | 9.80% | 5 | 0 | 0 |
| BILL MCSWAIN | 9 | 17.65% | 7 | 2 | 0 |
| CHARLIE GEROW | 0 | 0.00% | 0 | 0 | 0 |
| JOE GALE | 0 | 0.00% | 0 | 0 | 0 |
| JAKE CORMAN | 0 | 0.00% | 0 | 0 | 0 |
| Write-In Totals | 0 | 0.00% | 0 | 0 | 0 |
| Total Votes Cast | 51 | 100.00% | 46 | 5 | 0 |
| Overvotes | 0 | | 0 | 0 | 0 |
| Undervotes | 0 | | 0 | 0 | 0 |

New Castle1-2

REP LIEUTENANT GOVERNOR

Vote For 1

| | TOTAL | VOTE % | ELECTIO N DAY | MAIL VOTE | PROVISI ONAL |
|-----------------------|-------|---------|------------------|--------------|-----------------|
| CLARICE SCHILLINGER | 0 | 0.00% | 0 | 0 | 0 |
| JAMES EARL JONES | 2 | 4.00% | 2 | 0 | 0 |
| RICK SACCONI | 4 | 8.00% | 3 | 1 | 0 |
| JOHN BROWN | 2 | 4.00% | 2 | 0 | 0 |
| CHRIS FRYE | 29 | 58.00% | 25 | 4 | 0 |
| JEFF COLEMAN | 1 | 2.00% | 1 | 0 | 0 |
| RUSS DIAMOND | 1 | 2.00% | 1 | 0 | 0 |
| CARRIE LEWIS DELROSSO | 8 | 16.00% | 8 | 0 | 0 |
| TEDDY DANIELS | 3 | 6.00% | 3 | 0 | 0 |
| Write-In Totals | 0 | 0.00% | 0 | 0 | 0 |
| Total Votes Cast | 50 | 100.00% | 45 | 5 | 0 |
| Overvotes | 0 | | 0 | 0 | 0 |
| Undervotes | 1 | | 1 | 0 | 0 |

REP REPRESENTATIVE IN CONGRESS 16TH DISTRICT

Vote For 1

| | TOTAL | VOTE % | ELECTIO N DAY | MAIL VOTE | PROVISI ONAL |
|------------------|-------|---------|------------------|--------------|-----------------|
| MIKE KELLY | 46 | 97.87% | 41 | 5 | 0 |
| Write-In Totals | 1 | 2.13% | 1 | 0 | 0 |
| Total Votes Cast | 47 | 100.00% | 42 | 5 | 0 |
| Overvotes | 0 | | 0 | 0 | 0 |
| Undervotes | 4 | | 4 | 0 | 0 |

REP SENATOR IN THE GENERAL ASSEMBLY 50TH DISTRICT

Vote For 1

| | TOTAL | VOTE % | ELECTIO N DAY | MAIL VOTE | PROVISI ONAL |
|------------------|-------|---------|------------------|--------------|-----------------|
| MICHELE BROOKS | 45 | 100.00% | 41 | 4 | 0 |
| Write-In Totals | 0 | 0.00% | 0 | 0 | 0 |
| Total Votes Cast | 45 | 100.00% | 41 | 4 | 0 |
| Overvotes | 0 | | 0 | 0 | 0 |
| Undervotes | 6 | | 5 | 1 | 0 |

REP REPRESENTATIVE IN THE GENERAL ASSEMBLY 9TH DISTRICT

Vote For 1

| | TOTAL | VOTE % | ELECTIO N DAY | MAIL VOTE | PROVISI ONAL |
|-------------------|-------|---------|------------------|--------------|-----------------|
| DARRYL AUDIA | 9 | 18.00% | 9 | 0 | 0 |
| NICK KERIN | 23 | 46.00% | 20 | 3 | 0 |
| MARLA GALLO BROWN | 17 | 34.00% | 15 | 2 | 0 |
| Write-In Totals | 1 | 2.00% | 1 | 0 | 0 |
| Total Votes Cast | 50 | 100.00% | 45 | 5 | 0 |
| Overvotes | 0 | | 0 | 0 | 0 |
| Undervotes | 1 | | 1 | 0 | 0 |

New Castle1-2

REP MEMBER OF REPUBLICAN STATE COMMITTEE

Vote For 2

| | TOTAL | VOTE % | ELECTIO N DAY | MAIL VOTE | PROVISI ONAL |
|------------------|-------|---------|------------------|--------------|-----------------|
| SHERRY J PATTON | 24 | 32.00% | 21 | 3 | 0 |
| JEANIE STEELE | 10 | 13.33% | 9 | 1 | 0 |
| DALE TURNER | 41 | 54.67% | 37 | 4 | 0 |
| Write-In Totals | 0 | 0.00% | 0 | 0 | 0 |
| Total Votes Cast | 75 | 100.00% | 67 | 8 | 0 |
| Overvotes | 0 | | 0 | 0 | 0 |
| Undervotes | 27 | | 25 | 2 | 0 |

New Castle 2-1

Statistics

| | TOTAL | ELECTIO N DAY | MAIL VOTE | PROVISI ONAL |
|---------------------------------|--------|------------------|--------------|-----------------|
| Registered Voters - Total | 846 | | | |
| Registered Voters - DEMOCRATIC | 515 | | | |
| Registered Voters - REPUBLICAN | 205 | | | |
| Registered Voters - NONPARTISAN | 126 | | | |
| Ballots Cast - Total | 154 | 115 | 39 | 0 |
| Ballots Cast - DEMOCRATIC | 94 | 63 | 31 | 0 |
| Ballots Cast - REPUBLICAN | 60 | 52 | 8 | 0 |
| Ballots Cast - NONPARTISAN | 0 | 0 | 0 | 0 |
| Ballots Cast - Blank | 0 | 0 | 0 | 0 |
| Voter Turnout - Total | 18.20% | | | |
| Voter Turnout - DEMOCRATIC | 18.25% | | | |
| Voter Turnout - REPUBLICAN | 29.27% | | | |
| Voter Turnout - NONPARTISAN | 0.00% | | | |

DEM UNITED STATES SENATOR

Vote For 1

| | TOTAL | VOTE % | ELECTIO N DAY | MAIL VOTE | PROVISI ONAL |
|------------------|-------|---------|------------------|--------------|-----------------|
| ALEX KHALIL | 2 | 2.25% | 1 | 1 | 0 |
| CONOR LAMB | 36 | 40.45% | 24 | 12 | 0 |
| MALCOLM KENYATTA | 5 | 5.62% | 4 | 1 | 0 |
| JOHN FETTERMAN | 44 | 49.44% | 30 | 14 | 0 |
| Write-In Totals | 2 | 2.25% | 1 | 1 | 0 |
| Total Votes Cast | 89 | 100.00% | 60 | 29 | 0 |
| Overvotes | 1 | | 0 | 1 | 0 |
| Undervotes | 4 | | 3 | 1 | 0 |

DEM GOVERNOR

Vote For 1

| | TOTAL | VOTE % | ELECTIO N DAY | MAIL VOTE | PROVISI ONAL |
|------------------|-------|---------|------------------|--------------|-----------------|
| JOSH SHAPIRO | 82 | 95.35% | 54 | 28 | 0 |
| Write-In Totals | 4 | 4.65% | 2 | 2 | 0 |
| Total Votes Cast | 86 | 100.00% | 56 | 30 | 0 |
| Overvotes | 0 | | 0 | 0 | 0 |
| Undervotes | 8 | | 7 | 1 | 0 |

DEM LIEUTENANT GOVERNOR

Vote For 1

| | TOTAL | VOTE % | ELECTIO N DAY | MAIL VOTE | PROVISI ONAL |
|------------------|-------|---------|------------------|--------------|-----------------|
| AUSTIN DAVIS | 50 | 58.82% | 31 | 19 | 0 |
| RAY SOSA | 5 | 5.88% | 3 | 2 | 0 |
| BRIAN SIMS | 26 | 30.59% | 18 | 8 | 0 |
| Write-In Totals | 4 | 4.71% | 3 | 1 | 0 |
| Total Votes Cast | 85 | 100.00% | 55 | 30 | 0 |
| Overvotes | 0 | | 0 | 0 | 0 |
| Undervotes | 9 | | 8 | 1 | 0 |

New Castle 2-1

DEM REPRESENTATIVE IN CONGRESS 16TH DISTRICT

Vote For 1

| | TOTAL | VOTE % | ELECTIO N DAY | MAIL VOTE | PROVISI ONAL |
|------------------|-------|---------|------------------|--------------|-----------------|
| DAN PASTORE | 16 | 18.18% | 10 | 6 | 0 |
| RICK TELESZ | 71 | 80.68% | 47 | 24 | 0 |
| Write-In Totals | 1 | 1.14% | 0 | 1 | 0 |
| Total Votes Cast | 88 | 100.00% | 57 | 31 | 0 |
| Overvotes | 0 | | 0 | 0 | 0 |
| Undervotes | 6 | | 6 | 0 | 0 |

DEM SENATOR IN THE GENERAL ASSEMBLY 50TH DISTRICT

Vote For 1

| | TOTAL | VOTE % | ELECTIO N DAY | MAIL VOTE | PROVISI ONAL |
|------------------|-------|---------|------------------|--------------|-----------------|
| RIANNA CZECH | 67 | 94.37% | 42 | 25 | 0 |
| Write-In Totals | 4 | 5.63% | 3 | 1 | 0 |
| Total Votes Cast | 71 | 100.00% | 45 | 26 | 0 |
| Overvotes | 0 | | 0 | 0 | 0 |
| Undervotes | 23 | | 18 | 5 | 0 |

DEM REPRESENTATIVE IN THE GENERAL ASSEMBLY 9TH DISTRICT

Vote For 1

| | TOTAL | VOTE % | ELECTIO N DAY | MAIL VOTE | PROVISI ONAL |
|------------------|-------|---------|------------------|--------------|-----------------|
| CHRIS SAINATO | 82 | 94.25% | 53 | 29 | 0 |
| Write-In Totals | 5 | 5.75% | 4 | 1 | 0 |
| Total Votes Cast | 87 | 100.00% | 57 | 30 | 0 |
| Overvotes | 0 | | 0 | 0 | 0 |
| Undervotes | 7 | | 6 | 1 | 0 |

DEM MEMBER OF DEMOCRATIC STATE COMMITTEE

Vote For 2

| | TOTAL | VOTE % | ELECTIO N DAY | MAIL VOTE | PROVISI ONAL |
|-------------------|-------|---------|------------------|--------------|-----------------|
| MIRA LOU THOMPSON | 83 | 94.32% | 55 | 28 | 0 |
| Write-In Totals | 5 | 5.68% | 3 | 2 | 0 |
| Total Votes Cast | 88 | 100.00% | 58 | 30 | 0 |
| Overvotes | 0 | | 0 | 0 | 0 |
| Undervotes | 100 | | 68 | 32 | 0 |

DEM MEMBER OF DEMOCRATIC COUNTY COMMITTEE - MALE New Castle 2-1

Vote For 1

| | TOTAL | VOTE % | ELECTIO N DAY | MAIL VOTE | PROVISI ONAL |
|------------------|-------|---------|------------------|--------------|-----------------|
| ANDREW W HENLEY | 76 | 97.44% | 48 | 28 | 0 |
| Write-In Totals | 2 | 2.56% | 2 | 0 | 0 |
| Total Votes Cast | 78 | 100.00% | 50 | 28 | 0 |
| Overvotes | 0 | | 0 | 0 | 0 |
| Undervotes | 16 | | 13 | 3 | 0 |

New Castle 2-1

DEM MEMBER OF DEMOCRATIC COUNTY COMMITTEE - FEMALE New Castle 2-1

Vote For 1

| | TOTAL | VOTE % | ELECTIO N DAY | MAIL VOTE | PROVISI ONAL |
|------------------|-------|---------|------------------|--------------|-----------------|
| Write-In Totals | 11 | 100.00% | 6 | 5 | 0 |
| Total Votes Cast | 11 | 100.00% | 6 | 5 | 0 |
| Overvotes | 0 | | 0 | 0 | 0 |
| Undervotes | 83 | | 57 | 26 | 0 |

REP UNITED STATES SENATOR

Vote For 1

| | TOTAL | VOTE % | ELECTIO N DAY | MAIL VOTE | PROVISI ONAL |
|------------------|-------|---------|------------------|--------------|-----------------|
| KATHY BARNETTE | 13 | 22.41% | 12 | 1 | 0 |
| MEHMET OZ | 22 | 37.93% | 20 | 2 | 0 |
| GEORGE BOCHETTO | 0 | 0.00% | 0 | 0 | 0 |
| JEFF BARTOS | 1 | 1.72% | 1 | 0 | 0 |
| DAVE MCCORMICK | 14 | 24.14% | 11 | 3 | 0 |
| SEAN GALE | 1 | 1.72% | 1 | 0 | 0 |
| CARLA SANDS | 6 | 10.34% | 5 | 1 | 0 |
| Write-In Totals | 1 | 1.72% | 1 | 0 | 0 |
| Total Votes Cast | 58 | 100.00% | 51 | 7 | 0 |
| Overvotes | 0 | | 0 | 0 | 0 |
| Undervotes | 2 | | 1 | 1 | 0 |

REP GOVERNOR

Vote For 1

| | TOTAL | VOTE % | ELECTIO N DAY | MAIL VOTE | PROVISI ONAL |
|---------------------|-------|---------|------------------|--------------|-----------------|
| LOU BARLETTA | 3 | 5.26% | 2 | 1 | 0 |
| DOUGLAS V MASTRIANO | 28 | 49.12% | 27 | 1 | 0 |
| NCHE ZAMA | 0 | 0.00% | 0 | 0 | 0 |
| DAVE WHITE | 5 | 8.77% | 2 | 3 | 0 |
| MELISSA HART | 8 | 14.04% | 7 | 1 | 0 |
| BILL MCSWAIN | 11 | 19.30% | 10 | 1 | 0 |
| CHARLIE GEROW | 0 | 0.00% | 0 | 0 | 0 |
| JOE GALE | 1 | 1.75% | 1 | 0 | 0 |
| JAKE CORMAN | 0 | 0.00% | 0 | 0 | 0 |
| Write-In Totals | 1 | 1.75% | 1 | 0 | 0 |
| Total Votes Cast | 57 | 100.00% | 50 | 7 | 0 |
| Overvotes | 0 | | 0 | 0 | 0 |
| Undervotes | 3 | | 2 | 1 | 0 |

New Castle 2-1

REP LIEUTENANT GOVERNOR

Vote For 1

| | TOTAL | VOTE % | ELECTIO N DAY | MAIL VOTE | PROVISI ONAL |
|-----------------------|-------|---------|------------------|--------------|-----------------|
| CLARICE SCHILLINGER | 0 | 0.00% | 0 | 0 | 0 |
| JAMES EARL JONES | 2 | 3.45% | 1 | 1 | 0 |
| RICK SACCONI | 3 | 5.17% | 3 | 0 | 0 |
| JOHN BROWN | 0 | 0.00% | 0 | 0 | 0 |
| CHRIS FRYE | 42 | 72.41% | 38 | 4 | 0 |
| JEFF COLEMAN | 2 | 3.45% | 0 | 2 | 0 |
| RUSS DIAMOND | 0 | 0.00% | 0 | 0 | 0 |
| CARRIE LEWIS DELROSSO | 6 | 10.34% | 6 | 0 | 0 |
| TEDDY DANIELS | 2 | 3.45% | 2 | 0 | 0 |
| Write-In Totals | 1 | 1.72% | 1 | 0 | 0 |
| Total Votes Cast | 58 | 100.00% | 51 | 7 | 0 |
| Overvotes | 0 | | 0 | 0 | 0 |
| Undervotes | 2 | | 1 | 1 | 0 |

REP REPRESENTATIVE IN CONGRESS 16TH DISTRICT

Vote For 1

| | TOTAL | VOTE % | ELECTIO N DAY | MAIL VOTE | PROVISI ONAL |
|------------------|-------|---------|------------------|--------------|-----------------|
| MIKE KELLY | 52 | 98.11% | 46 | 6 | 0 |
| Write-In Totals | 1 | 1.89% | 1 | 0 | 0 |
| Total Votes Cast | 53 | 100.00% | 47 | 6 | 0 |
| Overvotes | 0 | | 0 | 0 | 0 |
| Undervotes | 7 | | 5 | 2 | 0 |

REP SENATOR IN THE GENERAL ASSEMBLY 50TH DISTRICT

Vote For 1

| | TOTAL | VOTE % | ELECTIO N DAY | MAIL VOTE | PROVISI ONAL |
|------------------|-------|---------|------------------|--------------|-----------------|
| MICHELE BROOKS | 49 | 98.00% | 42 | 7 | 0 |
| Write-In Totals | 1 | 2.00% | 1 | 0 | 0 |
| Total Votes Cast | 50 | 100.00% | 43 | 7 | 0 |
| Overvotes | 0 | | 0 | 0 | 0 |
| Undervotes | 10 | | 9 | 1 | 0 |

REP REPRESENTATIVE IN THE GENERAL ASSEMBLY 9TH DISTRICT






Vote For 1

| | TOTAL | VOTE % | ELECTIO N DAY | MAIL VOTE | PROVISI ONAL |
|-------------------|-------|---------|------------------|--------------|-----------------|
| DARRYL AUDIA | 10 | 17.24% | 9 | 1 | 0 |
| NICK KERIN | 26 | 44.83% | 22 | 4 | 0 |
| MARLA GALLO BROWN | 22 | 37.93% | 20 | 2 | 0 |
| Write-In Totals | 0 | 0.00% | 0 | 0 | 0 |
| Total Votes Cast | 58 | 100.00% | 51 | 7 | 0 |
| Overvotes | 0 | | 0 | 0 | 0 |
| Undervotes | 2 | | 1 | 1 | 0 |

New Castle 2-1

REP MEMBER OF REPUBLICAN STATE COMMITTEE

Vote For 2

| | TOTAL | VOTE % | ELECTIO N DAY | MAIL VOTE | PROVISI ONAL |
|------------------|-------|---|------------------|--------------|-----------------|
| SHERRY J PATTON | 15 | 16.67%  | 13 | 2 | 0 |
| JEANIE STEELE | 27 | 30.00%  | 24 | 3 | 0 |
| DALE TURNER | 47 | 52.22%  | 40 | 7 | 0 |
| Write-In Totals | 1 | 1.11%  | 1 | 0 | 0 |
| Total Votes Cast | 90 | 100.00%  | 78 | 12 | 0 |
| Overvotes | 0 | | 0 | 0 | 0 |
| Undervotes | 30 | | 26 | 4 | 0 |

New Castle 2-2

Statistics

| | TOTAL | ELECTIO N DAY | MAIL VOTE | PROVISI ONAL |
|---------------------------------|--------|------------------|--------------|-----------------|
| Registered Voters - Total | 778 | | | |
| Registered Voters - DEMOCRATIC | 380 | | | |
| Registered Voters - REPUBLICAN | 263 | | | |
| Registered Voters - NONPARTISAN | 135 | | | |
| Ballots Cast - Total | 219 | 163 | 56 | 0 |
| Ballots Cast - DEMOCRATIC | 111 | 63 | 48 | 0 |
| Ballots Cast - REPUBLICAN | 108 | 100 | 8 | 0 |
| Ballots Cast - NONPARTISAN | 0 | 0 | 0 | 0 |
| Ballots Cast - Blank | 0 | 0 | 0 | 0 |
| Voter Turnout - Total | 28.15% | | | |
| Voter Turnout - DEMOCRATIC | 29.21% | | | |
| Voter Turnout - REPUBLICAN | 41.06% | | | |
| Voter Turnout - NONPARTISAN | 0.00% | | | |

DEM UNITED STATES SENATOR

Vote For 1

| | TOTAL | VOTE % | ELECTIO N DAY | MAIL VOTE | PROVISI ONAL |
|------------------|-------|---------|------------------|--------------|-----------------|
| ALEX KHALIL | 1 | 0.92% | 1 | 0 | 0 |
| CONOR LAMB | 38 | 34.86% | 19 | 19 | 0 |
| MALCOLM KENYATTA | 2 | 1.83% | 2 | 0 | 0 |
| JOHN FETTERMAN | 67 | 61.47% | 38 | 29 | 0 |
| Write-In Totals | 1 | 0.92% | 1 | 0 | 0 |
| Total Votes Cast | 109 | 100.00% | 61 | 48 | 0 |
| Overvotes | 0 | | 0 | 0 | 0 |
| Undervotes | 2 | | 2 | 0 | 0 |

DEM GOVERNOR

Vote For 1

| | TOTAL | VOTE % | ELECTIO N DAY | MAIL VOTE | PROVISI ONAL |
|------------------|-------|---------|------------------|--------------|-----------------|
| JOSH SHAPIRO | 107 | 99.07% | 60 | 47 | 0 |
| Write-In Totals | 1 | 0.93% | 1 | 0 | 0 |
| Total Votes Cast | 108 | 100.00% | 61 | 47 | 0 |
| Overvotes | 0 | | 0 | 0 | 0 |
| Undervotes | 3 | | 2 | 1 | 0 |

DEM LIEUTENANT GOVERNOR

Vote For 1

| | TOTAL | VOTE % | ELECTIO N DAY | MAIL VOTE | PROVISI ONAL |
|------------------|-------|---------|------------------|--------------|-----------------|
| AUSTIN DAVIS | 77 | 73.33% | 41 | 36 | 0 |
| RAY SOSA | 11 | 10.48% | 7 | 4 | 0 |
| BRIAN SIMS | 15 | 14.29% | 10 | 5 | 0 |
| Write-In Totals | 2 | 1.90% | 2 | 0 | 0 |
| Total Votes Cast | 105 | 100.00% | 60 | 45 | 0 |
| Overvotes | 0 | | 0 | 0 | 0 |
| Undervotes | 6 | | 3 | 3 | 0 |

New Castle 2-2

DEM REPRESENTATIVE IN CONGRESS 16TH DISTRICT

Vote For 1

| | TOTAL | VOTE % | ELECTIO N DAY | MAIL VOTE | PROVISI ONAL |
|------------------|-------|---------|------------------|--------------|-----------------|
| DAN PASTORE | 22 | 20.37% | 9 | 13 | 0 |
| RICK TELESZ | 86 | 79.63% | 53 | 33 | 0 |
| Write-In Totals | 0 | 0.00% | 0 | 0 | 0 |
| Total Votes Cast | 108 | 100.00% | 62 | 46 | 0 |
| Overvotes | 0 | | 0 | 0 | 0 |
| Undervotes | 3 | | 1 | 2 | 0 |

DEM SENATOR IN THE GENERAL ASSEMBLY 50TH DISTRICT

Vote For 1

| | TOTAL | VOTE % | ELECTIO N DAY | MAIL VOTE | PROVISI ONAL |
|------------------|-------|---------|------------------|--------------|-----------------|
| RIANNA CZECH | 96 | 100.00% | 54 | 42 | 0 |
| Write-In Totals | 0 | 0.00% | 0 | 0 | 0 |
| Total Votes Cast | 96 | 100.00% | 54 | 42 | 0 |
| Overvotes | 0 | | 0 | 0 | 0 |
| Undervotes | 15 | | 9 | 6 | 0 |

DEM REPRESENTATIVE IN THE GENERAL ASSEMBLY 9TH DISTRICT

Vote For 1

| | TOTAL | VOTE % | ELECTIO N DAY | MAIL VOTE | PROVISI ONAL |
|------------------|-------|---------|------------------|--------------|-----------------|
| CHRIS SAINATO | 103 | 95.37% | 60 | 43 | 0 |
| Write-In Totals | 5 | 4.63% | 2 | 3 | 0 |
| Total Votes Cast | 108 | 100.00% | 62 | 46 | 0 |
| Overvotes | 1 | | 1 | 0 | 0 |
| Undervotes | 2 | | 0 | 2 | 0 |

DEM MEMBER OF DEMOCRATIC STATE COMMITTEE

Vote For 2

| | TOTAL | VOTE % | ELECTIO N DAY | MAIL VOTE | PROVISI ONAL |
|-------------------|-------|---------|------------------|--------------|-----------------|
| MIRA LOU THOMPSON | 105 | 96.33% | 59 | 46 | 0 |
| Write-In Totals | 4 | 3.67% | 2 | 2 | 0 |
| Total Votes Cast | 109 | 100.00% | 61 | 48 | 0 |
| Overvotes | 0 | | 0 | 0 | 0 |
| Undervotes | 113 | | 65 | 48 | 0 |

DEM MEMBER OF DEMOCRATIC COUNTY COMMITTEE - MALE New Castle 2-2

Vote For 1

| | TOTAL | VOTE % | ELECTIO N DAY | MAIL VOTE | PROVISI ONAL |
|------------------|-------|---------|------------------|--------------|-----------------|
| Write-In Totals | 11 | 100.00% | 5 | 6 | 0 |
| Total Votes Cast | 11 | 100.00% | 5 | 6 | 0 |
| Overvotes | 0 | | 0 | 0 | 0 |
| Undervotes | 100 | | 58 | 42 | 0 |

New Castle 2-2

DEM MEMBER OF DEMOCRATIC COUNTY COMMITTEE - FEMALE New Castle 2-2

Vote For 1

| | TOTAL | VOTE % | ELECTIO N DAY | MAIL VOTE | PROVISI ONAL |
|------------------|-------|---------|------------------|--------------|-----------------|
| MARIANNE HOOKER | 97 | 97.98% | 55 | 42 | 0 |
| Write-In Totals | 2 | 2.02% | 2 | 0 | 0 |
| Total Votes Cast | 99 | 100.00% | 57 | 42 | 0 |
| Overvotes | 0 | | 0 | 0 | 0 |
| Undervotes | 12 | | 6 | 6 | 0 |

REP UNITED STATES SENATOR

Vote For 1

| | TOTAL | VOTE % | ELECTIO N DAY | MAIL VOTE | PROVISI ONAL |
|------------------|-------|---------|------------------|--------------|-----------------|
| KATHY BARNETTE | 26 | 24.07% | 26 | 0 | 0 |
| MEHMET OZ | 33 | 30.56% | 30 | 3 | 0 |
| GEORGE BOCHETTO | 0 | 0.00% | 0 | 0 | 0 |
| JEFF BARTOS | 3 | 2.78% | 3 | 0 | 0 |
| DAVE MCCORMICK | 37 | 34.26% | 33 | 4 | 0 |
| SEAN GALE | 2 | 1.85% | 2 | 0 | 0 |
| CARLA SANDS | 6 | 5.56% | 5 | 1 | 0 |
| Write-In Totals | 1 | 0.93% | 1 | 0 | 0 |
| Total Votes Cast | 108 | 100.00% | 100 | 8 | 0 |
| Overvotes | 0 | | 0 | 0 | 0 |
| Undervotes | 0 | | 0 | 0 | 0 |

REP GOVERNOR

Vote For 1

| | TOTAL | VOTE % | ELECTIO N DAY | MAIL VOTE | PROVISI ONAL |
|---------------------|-------|---------|------------------|--------------|-----------------|
| LOU BARLETTA | 19 | 17.92% | 19 | 0 | 0 |
| DOUGLAS V MASTRIANO | 41 | 38.68% | 40 | 1 | 0 |
| NCHE ZAMA | 0 | 0.00% | 0 | 0 | 0 |
| DAVE WHITE | 6 | 5.66% | 3 | 3 | 0 |
| MELISSA HART | 18 | 16.98% | 16 | 2 | 0 |
| BILL MCSWAIN | 21 | 19.81% | 19 | 2 | 0 |
| CHARLIE GEROW | 0 | 0.00% | 0 | 0 | 0 |
| JOE GALE | 0 | 0.00% | 0 | 0 | 0 |
| JAKE CORMAN | 1 | 0.94% | 1 | 0 | 0 |
| Write-In Totals | 0 | 0.00% | 0 | 0 | 0 |
| Total Votes Cast | 106 | 100.00% | 98 | 8 | 0 |
| Overvotes | 0 | | 0 | 0 | 0 |
| Undervotes | 2 | | 2 | 0 | 0 |

New Castle 2-2

REP LIEUTENANT GOVERNOR

Vote For 1

| | TOTAL | VOTE % | ELECTIO N DAY | MAIL VOTE | PROVISI ONAL |
|-----------------------|-------|---------|------------------|--------------|-----------------|
| CLARICE SCHILLINGER | 4 | 3.85% | 4 | 0 | 0 |
| JAMES EARL JONES | 4 | 3.85% | 4 | 0 | 0 |
| RICK SACCONI | 9 | 8.65% | 7 | 2 | 0 |
| JOHN BROWN | 0 | 0.00% | 0 | 0 | 0 |
| CHRIS FRYE | 66 | 63.46% | 63 | 3 | 0 |
| JEFF COLEMAN | 1 | 0.96% | 1 | 0 | 0 |
| RUSS DIAMOND | 0 | 0.00% | 0 | 0 | 0 |
| CARRIE LEWIS DELROSSO | 15 | 14.42% | 13 | 2 | 0 |
| TEDDY DANIELS | 5 | 4.81% | 5 | 0 | 0 |
| Write-In Totals | 0 | 0.00% | 0 | 0 | 0 |
| Total Votes Cast | 104 | 100.00% | 97 | 7 | 0 |
| Overvotes | 0 | | 0 | 0 | 0 |
| Undervotes | 4 | | 3 | 1 | 0 |

REP REPRESENTATIVE IN CONGRESS 16TH DISTRICT

Vote For 1

| | TOTAL | VOTE % | ELECTIO N DAY | MAIL VOTE | PROVISI ONAL |
|------------------|-------|---------|------------------|--------------|-----------------|
| MIKE KELLY | 94 | 98.95% | 87 | 7 | 0 |
| Write-In Totals | 1 | 1.05% | 1 | 0 | 0 |
| Total Votes Cast | 95 | 100.00% | 88 | 7 | 0 |
| Overvotes | 0 | | 0 | 0 | 0 |
| Undervotes | 13 | | 12 | 1 | 0 |

REP SENATOR IN THE GENERAL ASSEMBLY 50TH DISTRICT

Vote For 1

| | TOTAL | VOTE % | ELECTIO N DAY | MAIL VOTE | PROVISI ONAL |
|------------------|-------|---------|------------------|--------------|-----------------|
| MICHELE BROOKS | 94 | 100.00% | 87 | 7 | 0 |
| Write-In Totals | 0 | 0.00% | 0 | 0 | 0 |
| Total Votes Cast | 94 | 100.00% | 87 | 7 | 0 |
| Overvotes | 0 | | 0 | 0 | 0 |
| Undervotes | 14 | | 13 | 1 | 0 |

REP REPRESENTATIVE IN THE GENERAL ASSEMBLY 9TH DISTRICT

Vote For 1

| | TOTAL | VOTE % | ELECTIO N DAY | MAIL VOTE | PROVISI ONAL |
|-------------------|-------|---------|------------------|--------------|-----------------|
| DARRYL AUDIA | 28 | 26.92% | 27 | 1 | 0 |
| NICK KERIN | 41 | 39.42% | 37 | 4 | 0 |
| MARLA GALLO BROWN | 34 | 32.69% | 31 | 3 | 0 |
| Write-In Totals | 1 | 0.96% | 1 | 0 | 0 |
| Total Votes Cast | 104 | 100.00% | 96 | 8 | 0 |
| Overvotes | 0 | | 0 | 0 | 0 |
| Undervotes | 4 | | 4 | 0 | 0 |

New Castle 2-2

REP MEMBER OF REPUBLICAN STATE COMMITTEE

Vote For 2

| | TOTAL | VOTE % | ELECTIO N DAY | MAIL VOTE | PROVISI ONAL |
|------------------|-------|---------|------------------|--------------|-----------------|
| SHERRY J PATTON | 44 | 25.88% | 41 | 3 | 0 |
| JEANIE STEELE | 42 | 24.71% | 39 | 3 | 0 |
| DALE TURNER | 84 | 49.41% | 78 | 6 | 0 |
| Write-In Totals | 0 | 0.00% | 0 | 0 | 0 |
| Total Votes Cast | 170 | 100.00% | 158 | 12 | 0 |
| Overvotes | 0 | | 0 | 0 | 0 |
| Undervotes | 46 | | 42 | 4 | 0 |

New Castle 2-3

Statistics

| | TOTAL | ELECTIO N DAY | MAIL VOTE | PROVISI ONAL |
|---------------------------------|--------|------------------|--------------|-----------------|
| Registered Voters - Total | 709 | | | |
| Registered Voters - DEMOCRATIC | 344 | | | |
| Registered Voters - REPUBLICAN | 261 | | | |
| Registered Voters - NONPARTISAN | 104 | | | |
| Ballots Cast - Total | 244 | 178 | 66 | 0 |
| Ballots Cast - DEMOCRATIC | 125 | 73 | 52 | 0 |
| Ballots Cast - REPUBLICAN | 119 | 105 | 14 | 0 |
| Ballots Cast - NONPARTISAN | 0 | 0 | 0 | 0 |
| Ballots Cast - Blank | 1 | 1 | 0 | 0 |
| Voter Turnout - Total | 34.41% | | | |
| Voter Turnout - DEMOCRATIC | 36.34% | | | |
| Voter Turnout - REPUBLICAN | 45.59% | | | |
| Voter Turnout - NONPARTISAN | 0.00% | | | |

DEM UNITED STATES SENATOR

Vote For 1

| | TOTAL | VOTE % | ELECTIO N DAY | MAIL VOTE | PROVISI ONAL |
|------------------|-------|---------|------------------|--------------|-----------------|
| ALEX KHALIL | 3 | 2.42% | 2 | 1 | 0 |
| CONOR LAMB | 49 | 39.52% | 24 | 25 | 0 |
| MALCOLM KENYATTA | 2 | 1.61% | 1 | 1 | 0 |
| JOHN FETTERMAN | 69 | 55.65% | 45 | 24 | 0 |
| Write-In Totals | 1 | 0.81% | 1 | 0 | 0 |
| Total Votes Cast | 124 | 100.00% | 73 | 51 | 0 |
| Overvotes | 0 | | 0 | 0 | 0 |
| Undervotes | 1 | | 0 | 1 | 0 |

DEM GOVERNOR

Vote For 1

| | TOTAL | VOTE % | ELECTIO N DAY | MAIL VOTE | PROVISI ONAL |
|------------------|-------|---------|------------------|--------------|-----------------|
| JOSH SHAPIRO | 116 | 99.15% | 69 | 47 | 0 |
| Write-In Totals | 1 | 0.85% | 1 | 0 | 0 |
| Total Votes Cast | 117 | 100.00% | 70 | 47 | 0 |
| Overvotes | 0 | | 0 | 0 | 0 |
| Undervotes | 8 | | 3 | 5 | 0 |

DEM LIEUTENANT GOVERNOR

Vote For 1

| | TOTAL | VOTE % | ELECTIO N DAY | MAIL VOTE | PROVISI ONAL |
|------------------|-------|---------|------------------|--------------|-----------------|
| AUSTIN DAVIS | 86 | 75.44% | 47 | 39 | 0 |
| RAY SOSA | 12 | 10.53% | 6 | 6 | 0 |
| BRIAN SIMS | 14 | 12.28% | 10 | 4 | 0 |
| Write-In Totals | 2 | 1.75% | 2 | 0 | 0 |
| Total Votes Cast | 114 | 100.00% | 65 | 49 | 0 |
| Overvotes | 0 | | 0 | 0 | 0 |
| Undervotes | 11 | | 8 | 3 | 0 |

New Castle 2-3

DEM REPRESENTATIVE IN CONGRESS 16TH DISTRICT

Vote For 1

| | TOTAL | VOTE % | ELECTIO N DAY | MAIL VOTE | PROVISI ONAL |
|------------------|-------|---------|------------------|--------------|-----------------|
| DAN PASTORE | 11 | 9.24% | 7 | 4 | 0 |
| RICK TELESZ | 108 | 90.76% | 61 | 47 | 0 |
| Write-In Totals | 0 | 0.00% | 0 | 0 | 0 |
| Total Votes Cast | 119 | 100.00% | 68 | 51 | 0 |
| Overvotes | 0 | | 0 | 0 | 0 |
| Undervotes | 6 | | 5 | 1 | 0 |

DEM SENATOR IN THE GENERAL ASSEMBLY 50TH DISTRICT

Vote For 1

| | TOTAL | VOTE % | ELECTIO N DAY | MAIL VOTE | PROVISI ONAL |
|------------------|-------|---------|------------------|--------------|-----------------|
| RIANNA CZECH | 95 | 96.94% | 58 | 37 | 0 |
| Write-In Totals | 3 | 3.06% | 1 | 2 | 0 |
| Total Votes Cast | 98 | 100.00% | 59 | 39 | 0 |
| Overvotes | 0 | | 0 | 0 | 0 |
| Undervotes | 27 | | 14 | 13 | 0 |

DEM REPRESENTATIVE IN THE GENERAL ASSEMBLY 9TH DISTRICT

Vote For 1

| | TOTAL | VOTE % | ELECTIO N DAY | MAIL VOTE | PROVISI ONAL |
|------------------|-------|---------|------------------|--------------|-----------------|
| CHRIS SAINATO | 113 | 99.12% | 66 | 47 | 0 |
| Write-In Totals | 1 | 0.88% | 1 | 0 | 0 |
| Total Votes Cast | 114 | 100.00% | 67 | 47 | 0 |
| Overvotes | 0 | | 0 | 0 | 0 |
| Undervotes | 11 | | 6 | 5 | 0 |

DEM MEMBER OF DEMOCRATIC STATE COMMITTEE

Vote For 2

| | TOTAL | VOTE % | ELECTIO N DAY | MAIL VOTE | PROVISI ONAL |
|-------------------|-------|---------|------------------|--------------|-----------------|
| MIRA LOU THOMPSON | 103 | 97.17% | 60 | 43 | 0 |
| Write-In Totals | 3 | 2.83% | 2 | 1 | 0 |
| Total Votes Cast | 106 | 100.00% | 62 | 44 | 0 |
| Overvotes | 0 | | 0 | 0 | 0 |
| Undervotes | 144 | | 84 | 60 | 0 |

DEM MEMBER OF DEMOCRATIC COUNTY COMMITTEE - MALE New Castle 2-3

Vote For 1

| | TOTAL | VOTE % | ELECTIO N DAY | MAIL VOTE | PROVISI ONAL |
|------------------|-------|---------|------------------|--------------|-----------------|
| Write-In Totals | 15 | 100.00% | 6 | 9 | 0 |
| Total Votes Cast | 15 | 100.00% | 6 | 9 | 0 |
| Overvotes | 0 | | 0 | 0 | 0 |
| Undervotes | 110 | | 67 | 43 | 0 |

New Castle 2-3

DEM MEMBER OF DEMOCRATIC COUNTY COMMITTEE - FEMALE New Castle 2-3

Vote For 1

| | TOTAL | VOTE % | ELECTIO N DAY | MAIL VOTE | PROVISI ONAL |
|------------------|-------|---------|------------------|--------------|-----------------|
| Write-In Totals | 12 | 100.00% | 6 | 6 | 0 |
| Total Votes Cast | 12 | 100.00% | 6 | 6 | 0 |
| Overvotes | 0 | | 0 | 0 | 0 |
| Undervotes | 113 | | 67 | 46 | 0 |

REP UNITED STATES SENATOR

Vote For 1

| | TOTAL | VOTE % | ELECTIO N DAY | MAIL VOTE | PROVISI ONAL |
|------------------|-------|---------|------------------|--------------|-----------------|
| KATHY BARNETTE | 23 | 20.18% | 22 | 1 | 0 |
| MEHMET OZ | 36 | 31.58% | 32 | 4 | 0 |
| GEORGE BOCHETTO | 0 | 0.00% | 0 | 0 | 0 |
| JEFF BARTOS | 6 | 5.26% | 6 | 0 | 0 |
| DAVE MCCORMICK | 33 | 28.95% | 30 | 3 | 0 |
| SEAN GALE | 3 | 2.63% | 1 | 2 | 0 |
| CARLA SANDS | 11 | 9.65% | 9 | 2 | 0 |
| Write-In Totals | 2 | 1.75% | 1 | 1 | 0 |
| Total Votes Cast | 114 | 100.00% | 101 | 13 | 0 |
| Overvotes | 0 | | 0 | 0 | 0 |
| Undervotes | 5 | | 4 | 1 | 0 |

REP GOVERNOR

Vote For 1

| | TOTAL | VOTE % | ELECTIO N DAY | MAIL VOTE | PROVISI ONAL |
|---------------------|-------|---------|------------------|--------------|-----------------|
| LOU BARLETTA | 20 | 17.54% | 18 | 2 | 0 |
| DOUGLAS V MASTRIANO | 49 | 42.98% | 48 | 1 | 0 |
| NCHE ZAMA | 2 | 1.75% | 2 | 0 | 0 |
| DAVE WHITE | 6 | 5.26% | 5 | 1 | 0 |
| MELISSA HART | 20 | 17.54% | 15 | 5 | 0 |
| BILL MCSWAIN | 13 | 11.40% | 11 | 2 | 0 |
| CHARLIE GEROW | 0 | 0.00% | 0 | 0 | 0 |
| JOE GALE | 1 | 0.88% | 1 | 0 | 0 |
| JAKE CORMAN | 2 | 1.75% | 1 | 1 | 0 |
| Write-In Totals | 1 | 0.88% | 0 | 1 | 0 |
| Total Votes Cast | 114 | 100.00% | 101 | 13 | 0 |
| Overvotes | 0 | | 0 | 0 | 0 |
| Undervotes | 5 | | 4 | 1 | 0 |

New Castle 2-3

REP LIEUTENANT GOVERNOR

Vote For 1

| | TOTAL | VOTE % | ELECTIO N DAY | MAIL VOTE | PROVISI ONAL |
|-----------------------|-------|---------|------------------|--------------|-----------------|
| CLARICE SCHILLINGER | 0 | 0.00% | 0 | 0 | 0 |
| JAMES EARL JONES | 3 | 2.59% | 3 | 0 | 0 |
| RICK SACCONI | 15 | 12.93% | 14 | 1 | 0 |
| JOHN BROWN | 1 | 0.86% | 1 | 0 | 0 |
| CHRIS FRYE | 68 | 58.62% | 62 | 6 | 0 |
| JEFF COLEMAN | 2 | 1.72% | 1 | 1 | 0 |
| RUSS DIAMOND | 1 | 0.86% | 1 | 0 | 0 |
| CARRIE LEWIS DELROSSO | 18 | 15.52% | 16 | 2 | 0 |
| TEDDY DANIELS | 7 | 6.03% | 4 | 3 | 0 |
| Write-In Totals | 1 | 0.86% | 0 | 1 | 0 |
| Total Votes Cast | 116 | 100.00% | 102 | 14 | 0 |
| Overvotes | 0 | | 0 | 0 | 0 |
| Undervotes | 3 | | 3 | 0 | 0 |

REP REPRESENTATIVE IN CONGRESS 16TH DISTRICT

Vote For 1

| | TOTAL | VOTE % | ELECTIO N DAY | MAIL VOTE | PROVISI ONAL |
|------------------|-------|---------|------------------|--------------|-----------------|
| MIKE KELLY | 103 | 98.10% | 94 | 9 | 0 |
| Write-In Totals | 2 | 1.90% | 1 | 1 | 0 |
| Total Votes Cast | 105 | 100.00% | 95 | 10 | 0 |
| Overvotes | 0 | | 0 | 0 | 0 |
| Undervotes | 14 | | 10 | 4 | 0 |

REP SENATOR IN THE GENERAL ASSEMBLY 50TH DISTRICT

Vote For 1

| | TOTAL | VOTE % | ELECTIO N DAY | MAIL VOTE | PROVISI ONAL |
|------------------|-------|---------|------------------|--------------|-----------------|
| MICHELE BROOKS | 98 | 100.00% | 87 | 11 | 0 |
| Write-In Totals | 0 | 0.00% | 0 | 0 | 0 |
| Total Votes Cast | 98 | 100.00% | 87 | 11 | 0 |
| Overvotes | 0 | | 0 | 0 | 0 |
| Undervotes | 21 | | 18 | 3 | 0 |

REP REPRESENTATIVE IN THE GENERAL ASSEMBLY 9TH DISTRICT

Vote For 1

| | TOTAL | VOTE % | ELECTIO N DAY | MAIL VOTE | PROVISI ONAL |
|-------------------|-------|---------|------------------|--------------|-----------------|
| DARRYL AUDIA | 28 | 24.35% | 25 | 3 | 0 |
| NICK KERIN | 42 | 36.52% | 36 | 6 | 0 |
| MARLA GALLO BROWN | 43 | 37.39% | 40 | 3 | 0 |
| Write-In Totals | 2 | 1.74% | 1 | 1 | 0 |
| Total Votes Cast | 115 | 100.00% | 102 | 13 | 0 |
| Overvotes | 1 | | 1 | 0 | 0 |
| Undervotes | 3 | | 2 | 1 | 0 |

New Castle 2-3

REP MEMBER OF REPUBLICAN STATE COMMITTEE

Vote For 2

| | TOTAL | VOTE % | ELECTIO N DAY | MAIL VOTE | PROVISI ONAL |
|------------------|-------|---------|------------------|--------------|-----------------|
| SHERRY J PATTON | 33 | 18.64% | 30 | 3 | 0 |
| JEANIE STEELE | 56 | 31.64% | 49 | 7 | 0 |
| DALE TURNER | 85 | 48.02% | 73 | 12 | 0 |
| Write-In Totals | 3 | 1.69% | 1 | 2 | 0 |
| Total Votes Cast | 177 | 100.00% | 153 | 24 | 0 |
| Overvotes | 0 | | 0 | 0 | 0 |
| Undervotes | 61 | | 57 | 4 | 0 |

New Castle 2-4

Statistics

| | TOTAL | ELECTIO N DAY | MAIL VOTE | PROVISI ONAL |
|---------------------------------|--------|------------------|--------------|-----------------|
| Registered Voters - Total | 775 | | | |
| Registered Voters - DEMOCRATIC | 391 | | | |
| Registered Voters - REPUBLICAN | 284 | | | |
| Registered Voters - NONPARTISAN | 100 | | | |
| Ballots Cast - Total | 235 | 169 | 66 | 0 |
| Ballots Cast - DEMOCRATIC | 119 | 70 | 49 | 0 |
| Ballots Cast - REPUBLICAN | 116 | 99 | 17 | 0 |
| Ballots Cast - NONPARTISAN | 0 | 0 | 0 | 0 |
| Ballots Cast - Blank | 0 | 0 | 0 | 0 |
| Voter Turnout - Total | 30.32% | | | |
| Voter Turnout - DEMOCRATIC | 30.43% | | | |
| Voter Turnout - REPUBLICAN | 40.85% | | | |
| Voter Turnout - NONPARTISAN | 0.00% | | | |

DEM UNITED STATES SENATOR

Vote For 1

| | TOTAL | VOTE % | ELECTIO N DAY | MAIL VOTE | PROVISI ONAL |
|------------------|-------|---------|------------------|--------------|-----------------|
| ALEX KHALIL | 2 | 1.72% | 1 | 1 | 0 |
| CONOR LAMB | 29 | 25.00% | 19 | 10 | 0 |
| MALCOLM KENYATTA | 2 | 1.72% | 1 | 1 | 0 |
| JOHN FETTERMAN | 82 | 70.69% | 45 | 37 | 0 |
| Write-In Totals | 1 | 0.86% | 1 | 0 | 0 |
| Total Votes Cast | 116 | 100.00% | 67 | 49 | 0 |
| Overvotes | 1 | | 1 | 0 | 0 |
| Undervotes | 2 | | 2 | 0 | 0 |

DEM GOVERNOR

Vote For 1

| | TOTAL | VOTE % | ELECTIO N DAY | MAIL VOTE | PROVISI ONAL |
|------------------|-------|---------|------------------|--------------|-----------------|
| JOSH SHAPIRO | 113 | 99.12% | 64 | 49 | 0 |
| Write-In Totals | 1 | 0.88% | 1 | 0 | 0 |
| Total Votes Cast | 114 | 100.00% | 65 | 49 | 0 |
| Overvotes | 0 | | 0 | 0 | 0 |
| Undervotes | 5 | | 5 | 0 | 0 |

DEM LIEUTENANT GOVERNOR

Vote For 1

| | TOTAL | VOTE % | ELECTIO N DAY | MAIL VOTE | PROVISI ONAL |
|------------------|-------|---------|------------------|--------------|-----------------|
| AUSTIN DAVIS | 80 | 75.47% | 44 | 36 | 0 |
| RAY SOSA | 13 | 12.26% | 10 | 3 | 0 |
| BRIAN SIMS | 10 | 9.43% | 6 | 4 | 0 |
| Write-In Totals | 3 | 2.83% | 2 | 1 | 0 |
| Total Votes Cast | 106 | 100.00% | 62 | 44 | 0 |
| Overvotes | 0 | | 0 | 0 | 0 |
| Undervotes | 13 | | 8 | 5 | 0 |

New Castle 2-4

DEM REPRESENTATIVE IN CONGRESS 16TH DISTRICT

Vote For 1

| | TOTAL | VOTE % | ELECTIO N DAY | MAIL VOTE | PROVISI ONAL |
|------------------|-------|---------|------------------|--------------|-----------------|
| DAN PASTORE | 21 | 19.09% | 17 | 4 | 0 |
| RICK TELESZ | 87 | 79.09% | 45 | 42 | 0 |
| Write-In Totals | 2 | 1.82% | 2 | 0 | 0 |
| Total Votes Cast | 110 | 100.00% | 64 | 46 | 0 |
| Overvotes | 0 | | 0 | 0 | 0 |
| Undervotes | 9 | | 6 | 3 | 0 |

DEM SENATOR IN THE GENERAL ASSEMBLY 50TH DISTRICT

Vote For 1

| | TOTAL | VOTE % | ELECTIO N DAY | MAIL VOTE | PROVISI ONAL |
|------------------|-------|---------|------------------|--------------|-----------------|
| RIANNA CZECH | 91 | 98.91% | 50 | 41 | 0 |
| Write-In Totals | 1 | 1.09% | 1 | 0 | 0 |
| Total Votes Cast | 92 | 100.00% | 51 | 41 | 0 |
| Overvotes | 0 | | 0 | 0 | 0 |
| Undervotes | 27 | | 19 | 8 | 0 |

DEM REPRESENTATIVE IN THE GENERAL ASSEMBLY 9TH DISTRICT

Vote For 1

| | TOTAL | VOTE % | ELECTIO N DAY | MAIL VOTE | PROVISI ONAL |
|------------------|-------|---------|------------------|--------------|-----------------|
| CHRIS SAINATO | 112 | 99.12% | 67 | 45 | 0 |
| Write-In Totals | 1 | 0.88% | 1 | 0 | 0 |
| Total Votes Cast | 113 | 100.00% | 68 | 45 | 0 |
| Overvotes | 0 | | 0 | 0 | 0 |
| Undervotes | 6 | | 2 | 4 | 0 |

DEM MEMBER OF DEMOCRATIC STATE COMMITTEE

Vote For 2

| | TOTAL | VOTE % | ELECTIO N DAY | MAIL VOTE | PROVISI ONAL |
|-------------------|-------|---------|------------------|--------------|-----------------|
| MIRA LOU THOMPSON | 99 | 97.06% | 56 | 43 | 0 |
| Write-In Totals | 3 | 2.94% | 2 | 1 | 0 |
| Total Votes Cast | 102 | 100.00% | 58 | 44 | 0 |
| Overvotes | 0 | | 0 | 0 | 0 |
| Undervotes | 136 | | 82 | 54 | 0 |

DEM MEMBER OF DEMOCRATIC COUNTY COMMITTEE - MALE New Castle 2-4

Vote For 1

| | TOTAL | VOTE % | ELECTIO N DAY | MAIL VOTE | PROVISI ONAL |
|------------------|-------|---------|------------------|--------------|-----------------|
| Write-In Totals | 5 | 100.00% | 5 | 0 | 0 |
| Total Votes Cast | 5 | 100.00% | 5 | 0 | 0 |
| Overvotes | 0 | | 0 | 0 | 0 |
| Undervotes | 114 | | 65 | 49 | 0 |

New Castle 2-4

DEM MEMBER OF DEMOCRATIC COUNTY COMMITTEE - FEMALE New Castle 2-4

Vote For 1

| | TOTAL | VOTE % | ELECTIO N DAY | MAIL VOTE | PROVISI ONAL |
|------------------|-------|---------|------------------|--------------|-----------------|
| Write-In Totals | 6 | 100.00% | 4 | 2 | 0 |
| Total Votes Cast | 6 | 100.00% | 4 | 2 | 0 |
| Overvotes | 0 | | 0 | 0 | 0 |
| Undervotes | 113 | | 66 | 47 | 0 |

REP UNITED STATES SENATOR

Vote For 1

| | TOTAL | VOTE % | ELECTIO N DAY | MAIL VOTE | PROVISI ONAL |
|------------------|-------|---------|------------------|--------------|-----------------|
| KATHY BARNETTE | 23 | 20.54% | 22 | 1 | 0 |
| MEHMET OZ | 42 | 37.50% | 38 | 4 | 0 |
| GEORGE BOCHETTO | 0 | 0.00% | 0 | 0 | 0 |
| JEFF BARTOS | 4 | 3.57% | 3 | 1 | 0 |
| DAVE MCCORMICK | 34 | 30.36% | 29 | 5 | 0 |
| SEAN GALE | 0 | 0.00% | 0 | 0 | 0 |
| CARLA SANDS | 8 | 7.14% | 6 | 2 | 0 |
| Write-In Totals | 1 | 0.89% | 0 | 1 | 0 |
| Total Votes Cast | 112 | 100.00% | 98 | 14 | 0 |
| Overvotes | 0 | | 0 | 0 | 0 |
| Undervotes | 4 | | 1 | 3 | 0 |

REP GOVERNOR

Vote For 1

| | TOTAL | VOTE % | ELECTIO N DAY | MAIL VOTE | PROVISI ONAL |
|---------------------|-------|---------|------------------|--------------|-----------------|
| LOU BARLETTA | 10 | 9.01% | 8 | 2 | 0 |
| DOUGLAS V MASTRIANO | 48 | 43.24% | 46 | 2 | 0 |
| NCHE ZAMA | 1 | 0.90% | 1 | 0 | 0 |
| DAVE WHITE | 14 | 12.61% | 7 | 7 | 0 |
| MELISSA HART | 8 | 7.21% | 6 | 2 | 0 |
| BILL MCSWAIN | 28 | 25.23% | 27 | 1 | 0 |
| CHARLIE GEROW | 0 | 0.00% | 0 | 0 | 0 |
| JOE GALE | 0 | 0.00% | 0 | 0 | 0 |
| JAKE CORMAN | 1 | 0.90% | 1 | 0 | 0 |
| Write-In Totals | 1 | 0.90% | 0 | 1 | 0 |
| Total Votes Cast | 111 | 100.00% | 96 | 15 | 0 |
| Overvotes | 1 | | 1 | 0 | 0 |
| Undervotes | 4 | | 2 | 2 | 0 |

New Castle 2-4

REP LIEUTENANT GOVERNOR

Vote For 1

| | TOTAL | VOTE % | ELECTIO N DAY | MAIL VOTE | PROVISI ONAL |
|-----------------------|-------|---------|------------------|--------------|-----------------|
| CLARICE SCHILLINGER | 1 | 0.93% | 1 | 0 | 0 |
| JAMES EARL JONES | 5 | 4.67% | 5 | 0 | 0 |
| RICK SACCONI | 9 | 8.41% | 7 | 2 | 0 |
| JOHN BROWN | 0 | 0.00% | 0 | 0 | 0 |
| CHRIS FRYE | 62 | 57.94% | 52 | 10 | 0 |
| JEFF COLEMAN | 2 | 1.87% | 2 | 0 | 0 |
| RUSS DIAMOND | 4 | 3.74% | 3 | 1 | 0 |
| CARRIE LEWIS DELROSSO | 17 | 15.89% | 17 | 0 | 0 |
| TEDDY DANIELS | 7 | 6.54% | 7 | 0 | 0 |
| Write-In Totals | 0 | 0.00% | 0 | 0 | 0 |
| Total Votes Cast | 107 | 100.00% | 94 | 13 | 0 |
| Overvotes | 1 | | 0 | 1 | 0 |
| Undervotes | 8 | | 5 | 3 | 0 |

REP REPRESENTATIVE IN CONGRESS 16TH DISTRICT

Vote For 1

| | TOTAL | VOTE % | ELECTIO N DAY | MAIL VOTE | PROVISI ONAL |
|------------------|-------|---------|------------------|--------------|-----------------|
| MIKE KELLY | 102 | 99.03% | 90 | 12 | 0 |
| Write-In Totals | 1 | 0.97% | 1 | 0 | 0 |
| Total Votes Cast | 103 | 100.00% | 91 | 12 | 0 |
| Overvotes | 0 | | 0 | 0 | 0 |
| Undervotes | 13 | | 8 | 5 | 0 |

REP SENATOR IN THE GENERAL ASSEMBLY 50TH DISTRICT

Vote For 1

| | TOTAL | VOTE % | ELECTIO N DAY | MAIL VOTE | PROVISI ONAL |
|------------------|-------|---------|------------------|--------------|-----------------|
| MICHELE BROOKS | 102 | 98.08% | 89 | 13 | 0 |
| Write-In Totals | 2 | 1.92% | 2 | 0 | 0 |
| Total Votes Cast | 104 | 100.00% | 91 | 13 | 0 |
| Overvotes | 0 | | 0 | 0 | 0 |
| Undervotes | 12 | | 8 | 4 | 0 |

REP REPRESENTATIVE IN THE GENERAL ASSEMBLY 9TH DISTRICT

Vote For 1

| | TOTAL | VOTE % | ELECTIO N DAY | MAIL VOTE | PROVISI ONAL |
|-------------------|-------|---------|------------------|--------------|-----------------|
| DARRYL AUDIA | 18 | 15.65% | 15 | 3 | 0 |
| NICK KERIN | 45 | 39.13% | 38 | 7 | 0 |
| MARLA GALLO BROWN | 50 | 43.48% | 43 | 7 | 0 |
| Write-In Totals | 2 | 1.74% | 2 | 0 | 0 |
| Total Votes Cast | 115 | 100.00% | 98 | 17 | 0 |
| Overvotes | 0 | | 0 | 0 | 0 |
| Undervotes | 1 | | 1 | 0 | 0 |

New Castle 2-4

REP MEMBER OF REPUBLICAN STATE COMMITTEE

Vote For 2

| | TOTAL | VOTE % | ELECTIO N DAY | MAIL VOTE | PROVISI ONAL |
|------------------|-------|---------|------------------|--------------|-----------------|
| SHERRY J PATTON | 47 | 25.41% | 38 | 9 | 0 |
| JEANIE STEELE | 39 | 21.08% | 36 | 3 | 0 |
| DALE TURNER | 96 | 51.89% | 83 | 13 | 0 |
| Write-In Totals | 3 | 1.62% | 2 | 1 | 0 |
| Total Votes Cast | 185 | 100.00% | 159 | 26 | 0 |
| Overvotes | 0 | | 0 | 0 | 0 |
| Undervotes | 47 | | 39 | 8 | 0 |

New Castle 2-5

Statistics

| | TOTAL | ELECTIO N DAY | MAIL VOTE | PROVISI ONAL |
|---------------------------------|--------|------------------|--------------|-----------------|
| Registered Voters - Total | 1,046 | | | |
| Registered Voters - DEMOCRATIC | 491 | | | |
| Registered Voters - REPUBLICAN | 418 | | | |
| Registered Voters - NONPARTISAN | 137 | | | |
| Ballots Cast - Total | 361 | 267 | 94 | 0 |
| Ballots Cast - DEMOCRATIC | 205 | 129 | 76 | 0 |
| Ballots Cast - REPUBLICAN | 156 | 138 | 18 | 0 |
| Ballots Cast - NONPARTISAN | 0 | 0 | 0 | 0 |
| Ballots Cast - Blank | 0 | 0 | 0 | 0 |
| Voter Turnout - Total | 34.51% | | | |
| Voter Turnout - DEMOCRATIC | 41.75% | | | |
| Voter Turnout - REPUBLICAN | 37.32% | | | |
| Voter Turnout - NONPARTISAN | 0.00% | | | |

DEM UNITED STATES SENATOR

Vote For 1

| | TOTAL | VOTE % | ELECTIO N DAY | MAIL VOTE | PROVISI ONAL |
|------------------|-------|---------|------------------|--------------|-----------------|
| ALEX KHALIL | 7 | 3.45% | 5 | 2 | 0 |
| CONOR LAMB | 75 | 36.95% | 50 | 25 | 0 |
| MALCOLM KENYATTA | 11 | 5.42% | 9 | 2 | 0 |
| JOHN FETTERMAN | 107 | 52.71% | 61 | 46 | 0 |
| Write-In Totals | 3 | 1.48% | 3 | 0 | 0 |
| Total Votes Cast | 203 | 100.00% | 128 | 75 | 0 |
| Overvotes | 0 | | 0 | 0 | 0 |
| Undervotes | 2 | | 1 | 1 | 0 |

DEM GOVERNOR

Vote For 1

| | TOTAL | VOTE % | ELECTIO N DAY | MAIL VOTE | PROVISI ONAL |
|------------------|-------|---------|------------------|--------------|-----------------|
| JOSH SHAPIRO | 192 | 98.97% | 118 | 74 | 0 |
| Write-In Totals | 2 | 1.03% | 2 | 0 | 0 |
| Total Votes Cast | 194 | 100.00% | 120 | 74 | 0 |
| Overvotes | 0 | | 0 | 0 | 0 |
| Undervotes | 11 | | 9 | 2 | 0 |

DEM LIEUTENANT GOVERNOR

Vote For 1

| | TOTAL | VOTE % | ELECTIO N DAY | MAIL VOTE | PROVISI ONAL |
|------------------|-------|---------|------------------|--------------|-----------------|
| AUSTIN DAVIS | 157 | 79.29% | 91 | 66 | 0 |
| RAY SOSA | 14 | 7.07% | 11 | 3 | 0 |
| BRIAN SIMS | 23 | 11.62% | 17 | 6 | 0 |
| Write-In Totals | 4 | 2.02% | 4 | 0 | 0 |
| Total Votes Cast | 198 | 100.00% | 123 | 75 | 0 |
| Overvotes | 0 | | 0 | 0 | 0 |
| Undervotes | 7 | | 6 | 1 | 0 |

New Castle 2-5

DEM REPRESENTATIVE IN CONGRESS 16TH DISTRICT

Vote For 1

| | TOTAL | VOTE % | ELECTIO N DAY | MAIL VOTE | PROVISI ONAL |
|------------------|-------|---------|------------------|--------------|-----------------|
| DAN PASTORE | 33 | 16.42% | 21 | 12 | 0 |
| RICK TELESZ | 167 | 83.08% | 104 | 63 | 0 |
| Write-In Totals | 1 | 0.50% | 1 | 0 | 0 |
| Total Votes Cast | 201 | 100.00% | 126 | 75 | 0 |
| Overvotes | 1 | | 1 | 0 | 0 |
| Undervotes | 3 | | 2 | 1 | 0 |

DEM SENATOR IN THE GENERAL ASSEMBLY 50TH DISTRICT

Vote For 1

| | TOTAL | VOTE % | ELECTIO N DAY | MAIL VOTE | PROVISI ONAL |
|------------------|-------|---------|------------------|--------------|-----------------|
| RIANNA CZECH | 172 | 99.42% | 106 | 66 | 0 |
| Write-In Totals | 1 | 0.58% | 1 | 0 | 0 |
| Total Votes Cast | 173 | 100.00% | 107 | 66 | 0 |
| Overvotes | 0 | | 0 | 0 | 0 |
| Undervotes | 32 | | 22 | 10 | 0 |

DEM REPRESENTATIVE IN THE GENERAL ASSEMBLY 9TH DISTRICT

Vote For 1

| | TOTAL | VOTE % | ELECTIO N DAY | MAIL VOTE | PROVISI ONAL |
|------------------|-------|---------|------------------|--------------|-----------------|
| CHRIS SAINATO | 183 | 96.32% | 113 | 70 | 0 |
| Write-In Totals | 7 | 3.68% | 5 | 2 | 0 |
| Total Votes Cast | 190 | 100.00% | 118 | 72 | 0 |
| Overvotes | 0 | | 0 | 0 | 0 |
| Undervotes | 15 | | 11 | 4 | 0 |

DEM MEMBER OF DEMOCRATIC STATE COMMITTEE

Vote For 2

| | TOTAL | VOTE % | ELECTIO N DAY | MAIL VOTE | PROVISI ONAL |
|-------------------|-------|---------|------------------|--------------|-----------------|
| MIRA LOU THOMPSON | 183 | 95.31% | 115 | 68 | 0 |
| Write-In Totals | 9 | 4.69% | 8 | 1 | 0 |
| Total Votes Cast | 192 | 100.00% | 123 | 69 | 0 |
| Overvotes | 0 | | 0 | 0 | 0 |
| Undervotes | 218 | | 135 | 83 | 0 |

DEM MEMBER OF DEMOCRATIC COUNTY COMMITTEE - MALE New Castle 2-5

Vote For 1

| | TOTAL | VOTE % | ELECTIO N DAY | MAIL VOTE | PROVISI ONAL |
|------------------|-------|---------|------------------|--------------|-----------------|
| TOM SMITH | 184 | 97.35% | 116 | 68 | 0 |
| Write-In Totals | 5 | 2.65% | 3 | 2 | 0 |
| Total Votes Cast | 189 | 100.00% | 119 | 70 | 0 |
| Overvotes | 0 | | 0 | 0 | 0 |
| Undervotes | 16 | | 10 | 6 | 0 |

New Castle 2-5

DEM MEMBER OF DEMOCRATIC COUNTY COMMITTEE - FEMALE New Castle 2-5

Vote For 1

| | TOTAL | VOTE % | ELECTIO N DAY | MAIL VOTE | PROVISI ONAL |
|------------------|-------|---------|------------------|--------------|-----------------|
| Write-In Totals | 20 | 100.00% | 14 | 6 | 0 |
| Total Votes Cast | 20 | 100.00% | 14 | 6 | 0 |
| Overvotes | 0 | | 0 | 0 | 0 |
| Undervotes | 185 | | 115 | 70 | 0 |

REP UNITED STATES SENATOR

Vote For 1

| | TOTAL | VOTE % | ELECTIO N DAY | MAIL VOTE | PROVISI ONAL |
|------------------|-------|---------|------------------|--------------|-----------------|
| KATHY BARNETTE | 35 | 23.03% | 32 | 3 | 0 |
| MEHMET OZ | 44 | 28.95% | 38 | 6 | 0 |
| GEORGE BOCHETTO | 1 | 0.66% | 1 | 0 | 0 |
| JEFF BARTOS | 6 | 3.95% | 6 | 0 | 0 |
| DAVE MCCORMICK | 51 | 33.55% | 44 | 7 | 0 |
| SEAN GALE | 2 | 1.32% | 2 | 0 | 0 |
| CARLA SANDS | 11 | 7.24% | 11 | 0 | 0 |
| Write-In Totals | 2 | 1.32% | 2 | 0 | 0 |
| Total Votes Cast | 152 | 100.00% | 136 | 16 | 0 |
| Overvotes | 0 | | 0 | 0 | 0 |
| Undervotes | 4 | | 2 | 2 | 0 |

REP GOVERNOR

Vote For 1

| | TOTAL | VOTE % | ELECTIO N DAY | MAIL VOTE | PROVISI ONAL |
|---------------------|-------|---------|------------------|--------------|-----------------|
| LOU BARLETTA | 15 | 9.68% | 15 | 0 | 0 |
| DOUGLAS V MASTRIANO | 64 | 41.29% | 64 | 0 | 0 |
| NCHE ZAMA | 2 | 1.29% | 2 | 0 | 0 |
| DAVE WHITE | 8 | 5.16% | 5 | 3 | 0 |
| MELISSA HART | 28 | 18.06% | 24 | 4 | 0 |
| BILL MCSWAIN | 33 | 21.29% | 22 | 11 | 0 |
| CHARLIE GEROW | 0 | 0.00% | 0 | 0 | 0 |
| JOE GALE | 0 | 0.00% | 0 | 0 | 0 |
| JAKE CORMAN | 2 | 1.29% | 2 | 0 | 0 |
| Write-In Totals | 3 | 1.94% | 3 | 0 | 0 |
| Total Votes Cast | 155 | 100.00% | 137 | 18 | 0 |
| Overvotes | 0 | | 0 | 0 | 0 |
| Undervotes | 1 | | 1 | 0 | 0 |

New Castle 2-5

REP LIEUTENANT GOVERNOR

Vote For 1

| | TOTAL | VOTE % | ELECTIO N DAY | MAIL VOTE | PROVISI ONAL |
|-----------------------|-------|---------|------------------|--------------|-----------------|
| CLARICE SCHILLINGER | 0 | 0.00% | 0 | 0 | 0 |
| JAMES EARL JONES | 4 | 2.65% | 3 | 1 | 0 |
| RICK SACCONI | 14 | 9.27% | 12 | 2 | 0 |
| JOHN BROWN | 2 | 1.32% | 2 | 0 | 0 |
| CHRIS FRYE | 76 | 50.33% | 69 | 7 | 0 |
| JEFF COLEMAN | 3 | 1.99% | 3 | 0 | 0 |
| RUSS DIAMOND | 5 | 3.31% | 3 | 2 | 0 |
| CARRIE LEWIS DELROSSO | 38 | 25.17% | 34 | 4 | 0 |
| TEDDY DANIELS | 9 | 5.96% | 9 | 0 | 0 |
| Write-In Totals | 0 | 0.00% | 0 | 0 | 0 |
| Total Votes Cast | 151 | 100.00% | 135 | 16 | 0 |
| Overvotes | 0 | | 0 | 0 | 0 |
| Undervotes | 5 | | 3 | 2 | 0 |

REP REPRESENTATIVE IN CONGRESS 16TH DISTRICT

Vote For 1

| | TOTAL | VOTE % | ELECTIO N DAY | MAIL VOTE | PROVISI ONAL |
|------------------|-------|---------|------------------|--------------|-----------------|
| MIKE KELLY | 140 | 99.29% | 123 | 17 | 0 |
| Write-In Totals | 1 | 0.71% | 1 | 0 | 0 |
| Total Votes Cast | 141 | 100.00% | 124 | 17 | 0 |
| Overvotes | 0 | | 0 | 0 | 0 |
| Undervotes | 15 | | 14 | 1 | 0 |

REP SENATOR IN THE GENERAL ASSEMBLY 50TH DISTRICT

Vote For 1

| | TOTAL | VOTE % | ELECTIO N DAY | MAIL VOTE | PROVISI ONAL |
|------------------|-------|---------|------------------|--------------|-----------------|
| MICHELE BROOKS | 140 | 99.29% | 123 | 17 | 0 |
| Write-In Totals | 1 | 0.71% | 1 | 0 | 0 |
| Total Votes Cast | 141 | 100.00% | 124 | 17 | 0 |
| Overvotes | 0 | | 0 | 0 | 0 |
| Undervotes | 15 | | 14 | 1 | 0 |

REP REPRESENTATIVE IN THE GENERAL ASSEMBLY 9TH DISTRICT






Vote For 1

| | TOTAL | VOTE % | ELECTIO N DAY | MAIL VOTE | PROVISI ONAL |
|-------------------|-------|---------|------------------|--------------|-----------------|
| DARRYL AUDIA | 24 | 15.48% | 21 | 3 | 0 |
| NICK KERIN | 73 | 47.10% | 65 | 8 | 0 |
| MARLA GALLO BROWN | 58 | 37.42% | 51 | 7 | 0 |
| Write-In Totals | 0 | 0.00% | 0 | 0 | 0 |
| Total Votes Cast | 155 | 100.00% | 137 | 18 | 0 |
| Overvotes | 0 | | 0 | 0 | 0 |
| Undervotes | 1 | | 1 | 0 | 0 |

New Castle 2-5

REP MEMBER OF REPUBLICAN STATE COMMITTEE

Vote For 2

| | TOTAL | VOTE % | | ELECTIO N DAY | MAIL VOTE | PROVISI ONAL |
|------------------|-------|---------|---|------------------|--------------|-----------------|
| SHERRY J PATTON | 58 | 23.20% |  | 49 | 9 | 0 |
| JEANIE STEELE | 63 | 25.20% |  | 56 | 7 | 0 |
| DALE TURNER | 128 | 51.20% |  | 110 | 18 | 0 |
| Write-In Totals | 1 | 0.40% |  | 1 | 0 | 0 |
| Total Votes Cast | 250 | 100.00% |  | 216 | 34 | 0 |
| Overvotes | 0 | | | 0 | 0 | 0 |
| Undervotes | 62 | | | 60 | 2 | 0 |

New Castle 3-1

Statistics

| | TOTAL | ELECTIO N DAY | MAIL VOTE | PROVISI ONAL |
|---------------------------------|--------|------------------|--------------|-----------------|
| Registered Voters - Total | 636 | | | |
| Registered Voters - DEMOCRATIC | 340 | | | |
| Registered Voters - REPUBLICAN | 205 | | | |
| Registered Voters - NONPARTISAN | 91 | | | |
| Ballots Cast - Total | 127 | 104 | 23 | 0 |
| Ballots Cast - DEMOCRATIC | 73 | 53 | 20 | 0 |
| Ballots Cast - REPUBLICAN | 54 | 51 | 3 | 0 |
| Ballots Cast - NONPARTISAN | 0 | 0 | 0 | 0 |
| Ballots Cast - Blank | 0 | 0 | 0 | 0 |
| Voter Turnout - Total | 19.97% | | | |
| Voter Turnout - DEMOCRATIC | 21.47% | | | |
| Voter Turnout - REPUBLICAN | 26.34% | | | |
| Voter Turnout - NONPARTISAN | 0.00% | | | |

DEM UNITED STATES SENATOR

Vote For 1

| | TOTAL | VOTE % | ELECTIO N DAY | MAIL VOTE | PROVISI ONAL |
|------------------|-------|---------|------------------|--------------|-----------------|
| ALEX KHALIL | 1 | 1.41% | 0 | 1 | 0 |
| CONOR LAMB | 39 | 54.93% | 27 | 12 | 0 |
| MALCOLM KENYATTA | 3 | 4.23% | 1 | 2 | 0 |
| JOHN FETTERMAN | 28 | 39.44% | 23 | 5 | 0 |
| Write-In Totals | 0 | 0.00% | 0 | 0 | 0 |
| Total Votes Cast | 71 | 100.00% | 51 | 20 | 0 |
| Overvotes | 0 | | 0 | 0 | 0 |
| Undervotes | 2 | | 2 | 0 | 0 |

DEM GOVERNOR

Vote For 1

| | TOTAL | VOTE % | ELECTIO N DAY | MAIL VOTE | PROVISI ONAL |
|------------------|-------|---------|------------------|--------------|-----------------|
| JOSH SHAPIRO | 67 | 98.53% | 47 | 20 | 0 |
| Write-In Totals | 1 | 1.47% | 1 | 0 | 0 |
| Total Votes Cast | 68 | 100.00% | 48 | 20 | 0 |
| Overvotes | 0 | | 0 | 0 | 0 |
| Undervotes | 5 | | 5 | 0 | 0 |

DEM LIEUTENANT GOVERNOR

Vote For 1

| | TOTAL | VOTE % | ELECTIO N DAY | MAIL VOTE | PROVISI ONAL |
|------------------|-------|---------|------------------|--------------|-----------------|
| AUSTIN DAVIS | 46 | 66.67% | 32 | 14 | 0 |
| RAY SOSA | 3 | 4.35% | 2 | 1 | 0 |
| BRIAN SIMS | 18 | 26.09% | 13 | 5 | 0 |
| Write-In Totals | 2 | 2.90% | 2 | 0 | 0 |
| Total Votes Cast | 69 | 100.00% | 49 | 20 | 0 |
| Overvotes | 0 | | 0 | 0 | 0 |
| Undervotes | 4 | | 4 | 0 | 0 |

New Castle 3-1

DEM REPRESENTATIVE IN CONGRESS 16TH DISTRICT

Vote For 1

| | TOTAL | VOTE % | ELECTIO N DAY | MAIL VOTE | PROVISI ONAL |
|------------------|-------|---------|------------------|--------------|-----------------|
| DAN PASTORE | 10 | 14.08% | 7 | 3 | 0 |
| RICK TELESZ | 60 | 84.51% | 44 | 16 | 0 |
| Write-In Totals | 1 | 1.41% | 1 | 0 | 0 |
| Total Votes Cast | 71 | 100.00% | 52 | 19 | 0 |
| Overvotes | 0 | | 0 | 0 | 0 |
| Undervotes | 2 | | 1 | 1 | 0 |

DEM SENATOR IN THE GENERAL ASSEMBLY 50TH DISTRICT

Vote For 1

| | TOTAL | VOTE % | ELECTIO N DAY | MAIL VOTE | PROVISI ONAL |
|------------------|-------|---------|------------------|--------------|-----------------|
| RIANNA CZECH | 57 | 100.00% | 38 | 19 | 0 |
| Write-In Totals | 0 | 0.00% | 0 | 0 | 0 |
| Total Votes Cast | 57 | 100.00% | 38 | 19 | 0 |
| Overvotes | 0 | | 0 | 0 | 0 |
| Undervotes | 16 | | 15 | 1 | 0 |

DEM REPRESENTATIVE IN THE GENERAL ASSEMBLY 9TH DISTRICT

Vote For 1

| | TOTAL | VOTE % | ELECTIO N DAY | MAIL VOTE | PROVISI ONAL |
|------------------|-------|---------|------------------|--------------|-----------------|
| CHRIS SAINATO | 67 | 98.53% | 48 | 19 | 0 |
| Write-In Totals | 1 | 1.47% | 0 | 1 | 0 |
| Total Votes Cast | 68 | 100.00% | 48 | 20 | 0 |
| Overvotes | 0 | | 0 | 0 | 0 |
| Undervotes | 5 | | 5 | 0 | 0 |

DEM MEMBER OF DEMOCRATIC STATE COMMITTEE

Vote For 2

| | TOTAL | VOTE % | ELECTIO N DAY | MAIL VOTE | PROVISI ONAL |
|-------------------|-------|---------|------------------|--------------|-----------------|
| MIRA LOU THOMPSON | 64 | 91.43% | 45 | 19 | 0 |
| Write-In Totals | 6 | 8.57% | 5 | 1 | 0 |
| Total Votes Cast | 70 | 100.00% | 50 | 20 | 0 |
| Overvotes | 0 | | 0 | 0 | 0 |
| Undervotes | 76 | | 56 | 20 | 0 |

DEM MEMBER OF DEMOCRATIC COUNTY COMMITTEE - MALE New Castle 3-1

Vote For 1

| | TOTAL | VOTE % | ELECTIO N DAY | MAIL VOTE | PROVISI ONAL |
|------------------|-------|---------|------------------|--------------|-----------------|
| Write-In Totals | 6 | 100.00% | 5 | 1 | 0 |
| Total Votes Cast | 6 | 100.00% | 5 | 1 | 0 |
| Overvotes | 0 | | 0 | 0 | 0 |
| Undervotes | 67 | | 48 | 19 | 0 |

New Castle 3-1

DEM MEMBER OF DEMOCRATIC COUNTY COMMITTEE - FEMALE New Castle 3-1

Vote For 1

| | TOTAL | VOTE % | ELECTIO N DAY | MAIL VOTE | PROVISI ONAL |
|------------------|-------|---------|------------------|--------------|-----------------|
| Write-In Totals | 4 | 100.00% | 3 | 1 | 0 |
| Total Votes Cast | 4 | 100.00% | 3 | 1 | 0 |
| Overvotes | 0 | | 0 | 0 | 0 |
| Undervotes | 69 | | 50 | 19 | 0 |

REP UNITED STATES SENATOR

Vote For 1

| | TOTAL | VOTE % | ELECTIO N DAY | MAIL VOTE | PROVISI ONAL |
|------------------|-------|---------|------------------|--------------|-----------------|
| KATHY BARNETTE | 11 | 20.37% | 10 | 1 | 0 |
| MEHMET OZ | 13 | 24.07% | 13 | 0 | 0 |
| GEORGE BOCHETTO | 0 | 0.00% | 0 | 0 | 0 |
| JEFF BARTOS | 3 | 5.56% | 1 | 2 | 0 |
| DAVE MCCORMICK | 23 | 42.59% | 23 | 0 | 0 |
| SEAN GALE | 1 | 1.85% | 1 | 0 | 0 |
| CARLA SANDS | 3 | 5.56% | 3 | 0 | 0 |
| Write-In Totals | 0 | 0.00% | 0 | 0 | 0 |
| Total Votes Cast | 54 | 100.00% | 51 | 3 | 0 |
| Overvotes | 0 | | 0 | 0 | 0 |
| Undervotes | 0 | | 0 | 0 | 0 |

REP GOVERNOR

Vote For 1

| | TOTAL | VOTE % | ELECTIO N DAY | MAIL VOTE | PROVISI ONAL |
|---------------------|-------|---------|------------------|--------------|-----------------|
| LOU BARLETTA | 5 | 9.26% | 3 | 2 | 0 |
| DOUGLAS V MASTRIANO | 21 | 38.89% | 21 | 0 | 0 |
| NCHE ZAMA | 0 | 0.00% | 0 | 0 | 0 |
| DAVE WHITE | 0 | 0.00% | 0 | 0 | 0 |
| MELISSA HART | 10 | 18.52% | 9 | 1 | 0 |
| BILL MCSWAIN | 17 | 31.48% | 17 | 0 | 0 |
| CHARLIE GEROW | 0 | 0.00% | 0 | 0 | 0 |
| JOE GALE | 0 | 0.00% | 0 | 0 | 0 |
| JAKE CORMAN | 1 | 1.85% | 1 | 0 | 0 |
| Write-In Totals | 0 | 0.00% | 0 | 0 | 0 |
| Total Votes Cast | 54 | 100.00% | 51 | 3 | 0 |
| Overvotes | 0 | | 0 | 0 | 0 |
| Undervotes | 0 | | 0 | 0 | 0 |

New Castle 3-1

REP LIEUTENANT GOVERNOR

Vote For 1

| | TOTAL | VOTE % | ELECTIO N DAY | MAIL VOTE | PROVISI ONAL |
|-----------------------|-------|---------|------------------|--------------|-----------------|
| CLARICE SCHILLINGER | 2 | 3.85% | 2 | 0 | 0 |
| JAMES EARL JONES | 1 | 1.92% | 1 | 0 | 0 |
| RICK SACCONI | 7 | 13.46% | 7 | 0 | 0 |
| JOHN BROWN | 1 | 1.92% | 1 | 0 | 0 |
| CHRIS FRYE | 21 | 40.38% | 21 | 0 | 0 |
| JEFF COLEMAN | 4 | 7.69% | 2 | 2 | 0 |
| RUSS DIAMOND | 1 | 1.92% | 1 | 0 | 0 |
| CARRIE LEWIS DELROSSO | 14 | 26.92% | 14 | 0 | 0 |
| TEDDY DANIELS | 1 | 1.92% | 1 | 0 | 0 |
| Write-In Totals | 0 | 0.00% | 0 | 0 | 0 |
| Total Votes Cast | 52 | 100.00% | 50 | 2 | 0 |
| Overvotes | 0 | | 0 | 0 | 0 |
| Undervotes | 2 | | 1 | 1 | 0 |

REP REPRESENTATIVE IN CONGRESS 16TH DISTRICT

Vote For 1

| | TOTAL | VOTE % | ELECTIO N DAY | MAIL VOTE | PROVISI ONAL |
|------------------|-------|---------|------------------|--------------|-----------------|
| MIKE KELLY | 51 | 100.00% | 49 | 2 | 0 |
| Write-In Totals | 0 | 0.00% | 0 | 0 | 0 |
| Total Votes Cast | 51 | 100.00% | 49 | 2 | 0 |
| Overvotes | 0 | | 0 | 0 | 0 |
| Undervotes | 3 | | 2 | 1 | 0 |

REP SENATOR IN THE GENERAL ASSEMBLY 50TH DISTRICT

Vote For 1

| | TOTAL | VOTE % | ELECTIO N DAY | MAIL VOTE | PROVISI ONAL |
|------------------|-------|---------|------------------|--------------|-----------------|
| MICHELE BROOKS | 51 | 100.00% | 49 | 2 | 0 |
| Write-In Totals | 0 | 0.00% | 0 | 0 | 0 |
| Total Votes Cast | 51 | 100.00% | 49 | 2 | 0 |
| Overvotes | 0 | | 0 | 0 | 0 |
| Undervotes | 3 | | 2 | 1 | 0 |

REP REPRESENTATIVE IN THE GENERAL ASSEMBLY 9TH DISTRICT

Vote For 1

| | TOTAL | VOTE % | ELECTIO N DAY | MAIL VOTE | PROVISI ONAL |
|-------------------|-------|---------|------------------|--------------|-----------------|
| DARRYL AUDIA | 13 | 24.53% | 13 | 0 | 0 |
| NICK KERIN | 22 | 41.51% | 19 | 3 | 0 |
| MARLA GALLO BROWN | 18 | 33.96% | 18 | 0 | 0 |
| Write-In Totals | 0 | 0.00% | 0 | 0 | 0 |
| Total Votes Cast | 53 | 100.00% | 50 | 3 | 0 |
| Overvotes | 0 | | 0 | 0 | 0 |
| Undervotes | 1 | | 1 | 0 | 0 |

New Castle 3-1

REP MEMBER OF REPUBLICAN STATE COMMITTEE

Vote For 2

| | TOTAL | VOTE % | ELECTIO N DAY | MAIL VOTE | PROVISI ONAL |
|------------------|-------|---------|------------------|--------------|-----------------|
| SHERRY J PATTON | 19 | 21.35% | 19 | 0 | 0 |
| JEANIE STEELE | 25 | 28.09% | 22 | 3 | 0 |
| DALE TURNER | 45 | 50.56% | 42 | 3 | 0 |
| Write-In Totals | 0 | 0.00% | 0 | 0 | 0 |
| Total Votes Cast | 89 | 100.00% | 83 | 6 | 0 |
| Overvotes | 0 | | 0 | 0 | 0 |
| Undervotes | 19 | | 19 | 0 | 0 |

New Castle 3-2

Statistics

| | TOTAL | ELECTIO N DAY | MAIL VOTE | PROVISI ONAL |
|---------------------------------|--------|------------------|--------------|-----------------|
| Registered Voters - Total | 713 | | | |
| Registered Voters - DEMOCRATIC | 397 | | | |
| Registered Voters - REPUBLICAN | 209 | | | |
| Registered Voters - NONPARTISAN | 107 | | | |
| Ballots Cast - Total | 181 | 125 | 56 | 0 |
| Ballots Cast - DEMOCRATIC | 120 | 73 | 47 | 0 |
| Ballots Cast - REPUBLICAN | 61 | 52 | 9 | 0 |
| Ballots Cast - NONPARTISAN | 0 | 0 | 0 | 0 |
| Ballots Cast - Blank | 0 | 0 | 0 | 0 |
| Voter Turnout - Total | 25.39% | | | |
| Voter Turnout - DEMOCRATIC | 30.23% | | | |
| Voter Turnout - REPUBLICAN | 29.19% | | | |
| Voter Turnout - NONPARTISAN | 0.00% | | | |

DEM UNITED STATES SENATOR

Vote For 1

| | TOTAL | VOTE % | ELECTIO N DAY | MAIL VOTE | PROVISI ONAL |
|------------------|-------|---------|------------------|--------------|-----------------|
| ALEX KHALIL | 1 | 0.85% | 0 | 1 | 0 |
| CONOR LAMB | 51 | 43.59% | 30 | 21 | 0 |
| MALCOLM KENYATTA | 2 | 1.71% | 1 | 1 | 0 |
| JOHN FETTERMAN | 63 | 53.85% | 41 | 22 | 0 |
| Write-In Totals | 0 | 0.00% | 0 | 0 | 0 |
| Total Votes Cast | 117 | 100.00% | 72 | 45 | 0 |
| Overvotes | 0 | | 0 | 0 | 0 |
| Undervotes | 3 | | 1 | 2 | 0 |

DEM GOVERNOR

Vote For 1

| | TOTAL | VOTE % | ELECTIO N DAY | MAIL VOTE | PROVISI ONAL |
|------------------|-------|---------|------------------|--------------|-----------------|
| JOSH SHAPIRO | 111 | 98.23% | 67 | 44 | 0 |
| Write-In Totals | 2 | 1.77% | 2 | 0 | 0 |
| Total Votes Cast | 113 | 100.00% | 69 | 44 | 0 |
| Overvotes | 0 | | 0 | 0 | 0 |
| Undervotes | 7 | | 4 | 3 | 0 |

DEM LIEUTENANT GOVERNOR

Vote For 1

| | TOTAL | VOTE % | ELECTIO N DAY | MAIL VOTE | PROVISI ONAL |
|------------------|-------|---------|------------------|--------------|-----------------|
| AUSTIN DAVIS | 81 | 75.70% | 46 | 35 | 0 |
| RAY SOSA | 11 | 10.28% | 6 | 5 | 0 |
| BRIAN SIMS | 13 | 12.15% | 11 | 2 | 0 |
| Write-In Totals | 2 | 1.87% | 1 | 1 | 0 |
| Total Votes Cast | 107 | 100.00% | 64 | 43 | 0 |
| Overvotes | 0 | | 0 | 0 | 0 |
| Undervotes | 13 | | 9 | 4 | 0 |

New Castle 3-2

DEM REPRESENTATIVE IN CONGRESS 16TH DISTRICT

Vote For 1

| | TOTAL | VOTE % | ELECTIO N DAY | MAIL VOTE | PROVISI ONAL |
|------------------|-------|---------|------------------|--------------|-----------------|
| DAN PASTORE | 13 | 12.04% | 10 | 3 | 0 |
| RICK TELESZ | 95 | 87.96% | 57 | 38 | 0 |
| Write-In Totals | 0 | 0.00% | 0 | 0 | 0 |
| Total Votes Cast | 108 | 100.00% | 67 | 41 | 0 |
| Overvotes | 0 | | 0 | 0 | 0 |
| Undervotes | 12 | | 6 | 6 | 0 |

DEM SENATOR IN THE GENERAL ASSEMBLY 50TH DISTRICT

Vote For 1

| | TOTAL | VOTE % | ELECTIO N DAY | MAIL VOTE | PROVISI ONAL |
|------------------|-------|---------|------------------|--------------|-----------------|
| RIANNA CZECH | 92 | 100.00% | 57 | 35 | 0 |
| Write-In Totals | 0 | 0.00% | 0 | 0 | 0 |
| Total Votes Cast | 92 | 100.00% | 57 | 35 | 0 |
| Overvotes | 0 | | 0 | 0 | 0 |
| Undervotes | 28 | | 16 | 12 | 0 |

DEM REPRESENTATIVE IN THE GENERAL ASSEMBLY 9TH DISTRICT

Vote For 1

| | TOTAL | VOTE % | ELECTIO N DAY | MAIL VOTE | PROVISI ONAL |
|------------------|-------|---------|------------------|--------------|-----------------|
| CHRIS SAINATO | 114 | 96.61% | 69 | 45 | 0 |
| Write-In Totals | 4 | 3.39% | 2 | 2 | 0 |
| Total Votes Cast | 118 | 100.00% | 71 | 47 | 0 |
| Overvotes | 0 | | 0 | 0 | 0 |
| Undervotes | 2 | | 2 | 0 | 0 |

DEM MEMBER OF DEMOCRATIC STATE COMMITTEE

Vote For 2

| | TOTAL | VOTE % | ELECTIO N DAY | MAIL VOTE | PROVISI ONAL |
|-------------------|-------|---------|------------------|--------------|-----------------|
| MIRA LOU THOMPSON | 102 | 96.23% | 63 | 39 | 0 |
| Write-In Totals | 4 | 3.77% | 3 | 1 | 0 |
| Total Votes Cast | 106 | 100.00% | 66 | 40 | 0 |
| Overvotes | 0 | | 0 | 0 | 0 |
| Undervotes | 134 | | 80 | 54 | 0 |

DEM MEMBER OF DEMOCRATIC COUNTY COMMITTEE - MALE New Castle 3-2

Vote For 1

| | TOTAL | VOTE % | ELECTIO N DAY | MAIL VOTE | PROVISI ONAL |
|------------------|-------|---------|------------------|--------------|-----------------|
| Write-In Totals | 11 | 100.00% | 10 | 1 | 0 |
| Total Votes Cast | 11 | 100.00% | 10 | 1 | 0 |
| Overvotes | 0 | | 0 | 0 | 0 |
| Undervotes | 109 | | 63 | 46 | 0 |

New Castle 3-2

DEM MEMBER OF DEMOCRATIC COUNTY COMMITTEE - FEMALE New Castle 3-2

Vote For 1

| | TOTAL | VOTE % | ELECTIO N DAY | MAIL VOTE | PROVISI ONAL |
|--------------------|-------|---------|------------------|--------------|-----------------|
| PATRICIA A D'AMICO | 102 | 99.03% | 63 | 39 | 0 |
| Write-In Totals | 1 | 0.97% | 0 | 1 | 0 |
| Total Votes Cast | 103 | 100.00% | 63 | 40 | 0 |
| Overvotes | 0 | | 0 | 0 | 0 |
| Undervotes | 17 | | 10 | 7 | 0 |

REP UNITED STATES SENATOR

Vote For 1

| | TOTAL | VOTE % | ELECTIO N DAY | MAIL VOTE | PROVISI ONAL |
|------------------|-------|---------|------------------|--------------|-----------------|
| KATHY BARNETTE | 7 | 11.48% | 6 | 1 | 0 |
| MEHMET OZ | 25 | 40.98% | 23 | 2 | 0 |
| GEORGE BOCHETTO | 1 | 1.64% | 1 | 0 | 0 |
| JEFF BARTOS | 1 | 1.64% | 1 | 0 | 0 |
| DAVE MCCORMICK | 22 | 36.07% | 18 | 4 | 0 |
| SEAN GALE | 0 | 0.00% | 0 | 0 | 0 |
| CARLA SANDS | 4 | 6.56% | 3 | 1 | 0 |
| Write-In Totals | 1 | 1.64% | 0 | 1 | 0 |
| Total Votes Cast | 61 | 100.00% | 52 | 9 | 0 |
| Overvotes | 0 | | 0 | 0 | 0 |
| Undervotes | 0 | | 0 | 0 | 0 |

REP GOVERNOR

Vote For 1

| | TOTAL | VOTE % | ELECTIO N DAY | MAIL VOTE | PROVISI ONAL |
|---------------------|-------|---------|------------------|--------------|-----------------|
| LOU BARLETTA | 8 | 13.33% | 6 | 2 | 0 |
| DOUGLAS V MASTRIANO | 32 | 53.33% | 31 | 1 | 0 |
| NCHE ZAMA | 0 | 0.00% | 0 | 0 | 0 |
| DAVE WHITE | 3 | 5.00% | 3 | 0 | 0 |
| MELISSA HART | 3 | 5.00% | 1 | 2 | 0 |
| BILL MCSWAIN | 8 | 13.33% | 6 | 2 | 0 |
| CHARLIE GEROW | 1 | 1.67% | 1 | 0 | 0 |
| JOE GALE | 0 | 0.00% | 0 | 0 | 0 |
| JAKE CORMAN | 4 | 6.67% | 3 | 1 | 0 |
| Write-In Totals | 1 | 1.67% | 0 | 1 | 0 |
| Total Votes Cast | 60 | 100.00% | 51 | 9 | 0 |
| Overvotes | 0 | | 0 | 0 | 0 |
| Undervotes | 1 | | 1 | 0 | 0 |

New Castle 3-2

REP LIEUTENANT GOVERNOR

Vote For 1

| | TOTAL | VOTE % | ELECTIO N DAY | MAIL VOTE | PROVISI ONAL |
|-----------------------|-------|---------|------------------|--------------|-----------------|
| CLARICE SCHILLINGER | 0 | 0.00% | 0 | 0 | 0 |
| JAMES EARL JONES | 3 | 5.17% | 3 | 0 | 0 |
| RICK SACCONI | 5 | 8.62% | 5 | 0 | 0 |
| JOHN BROWN | 0 | 0.00% | 0 | 0 | 0 |
| CHRIS FRYE | 34 | 58.62% | 28 | 6 | 0 |
| JEFF COLEMAN | 0 | 0.00% | 0 | 0 | 0 |
| RUSS DIAMOND | 0 | 0.00% | 0 | 0 | 0 |
| CARRIE LEWIS DELROSSO | 12 | 20.69% | 10 | 2 | 0 |
| TEDDY DANIELS | 3 | 5.17% | 3 | 0 | 0 |
| Write-In Totals | 1 | 1.72% | 0 | 1 | 0 |
| Total Votes Cast | 58 | 100.00% | 49 | 9 | 0 |
| Overvotes | 0 | | 0 | 0 | 0 |
| Undervotes | 3 | | 3 | 0 | 0 |

REP REPRESENTATIVE IN CONGRESS 16TH DISTRICT

Vote For 1

| | TOTAL | VOTE % | ELECTIO N DAY | MAIL VOTE | PROVISI ONAL |
|------------------|-------|---------|------------------|--------------|-----------------|
| MIKE KELLY | 50 | 96.15% | 44 | 6 | 0 |
| Write-In Totals | 2 | 3.85% | 0 | 2 | 0 |
| Total Votes Cast | 52 | 100.00% | 44 | 8 | 0 |
| Overvotes | 0 | | 0 | 0 | 0 |
| Undervotes | 9 | | 8 | 1 | 0 |

REP SENATOR IN THE GENERAL ASSEMBLY 50TH DISTRICT

Vote For 1

| | TOTAL | VOTE % | ELECTIO N DAY | MAIL VOTE | PROVISI ONAL |
|------------------|-------|---------|------------------|--------------|-----------------|
| MICHELE BROOKS | 49 | 98.00% | 43 | 6 | 0 |
| Write-In Totals | 1 | 2.00% | 0 | 1 | 0 |
| Total Votes Cast | 50 | 100.00% | 43 | 7 | 0 |
| Overvotes | 0 | | 0 | 0 | 0 |
| Undervotes | 11 | | 9 | 2 | 0 |

REP REPRESENTATIVE IN THE GENERAL ASSEMBLY 9TH DISTRICT






Vote For 1

| | TOTAL | VOTE % | ELECTIO N DAY | MAIL VOTE | PROVISI ONAL |
|-------------------|-------|---------|------------------|--------------|-----------------|
| DARRYL AUDIA | 24 | 42.11% | 19 | 5 | 0 |
| NICK KERIN | 17 | 29.82% | 17 | 0 | 0 |
| MARLA GALLO BROWN | 16 | 28.07% | 12 | 4 | 0 |
| Write-In Totals | 0 | 0.00% | 0 | 0 | 0 |
| Total Votes Cast | 57 | 100.00% | 48 | 9 | 0 |
| Overvotes | 0 | | 0 | 0 | 0 |
| Undervotes | 4 | | 4 | 0 | 0 |

New Castle 3-2

REP MEMBER OF REPUBLICAN STATE COMMITTEE

Vote For 2

| | TOTAL | VOTE % | ELECTIO N DAY | MAIL VOTE | PROVISI ONAL |
|------------------|-------|---|------------------|--------------|-----------------|
| SHERRY J PATTON | 16 | 18.18%  | 15 | 1 | 0 |
| JEANIE STEELE | 26 | 29.55%  | 22 | 4 | 0 |
| DALE TURNER | 41 | 46.59%  | 33 | 8 | 0 |
| Write-In Totals | 5 | 5.68%  | 3 | 2 | 0 |
| Total Votes Cast | 88 | 100.00%  | 73 | 15 | 0 |
| Overvotes | 0 | | 0 | 0 | 0 |
| Undervotes | 34 | | 31 | 3 | 0 |

New Castle 4-1

Statistics

| | TOTAL | ELECTIO N DAY | MAIL VOTE | PROVISI ONAL |
|---------------------------------|--------|------------------|--------------|-----------------|
| Registered Voters - Total | 737 | | | |
| Registered Voters - DEMOCRATIC | 432 | | | |
| Registered Voters - REPUBLICAN | 190 | | | |
| Registered Voters - NONPARTISAN | 115 | | | |
| Ballots Cast - Total | 154 | 95 | 59 | 0 |
| Ballots Cast - DEMOCRATIC | 105 | 51 | 54 | 0 |
| Ballots Cast - REPUBLICAN | 49 | 44 | 5 | 0 |
| Ballots Cast - NONPARTISAN | 0 | 0 | 0 | 0 |
| Ballots Cast - Blank | 0 | 0 | 0 | 0 |
| Voter Turnout - Total | 20.90% | | | |
| Voter Turnout - DEMOCRATIC | 24.31% | | | |
| Voter Turnout - REPUBLICAN | 25.79% | | | |
| Voter Turnout - NONPARTISAN | 0.00% | | | |

DEM UNITED STATES SENATOR

Vote For 1

| | TOTAL | VOTE % | ELECTIO N DAY | MAIL VOTE | PROVISI ONAL |
|------------------|-------|---------|------------------|--------------|-----------------|
| ALEX KHALIL | 2 | 1.98% | 1 | 1 | 0 |
| CONOR LAMB | 43 | 42.57% | 14 | 29 | 0 |
| MALCOLM KENYATTA | 3 | 2.97% | 3 | 0 | 0 |
| JOHN FETTERMAN | 53 | 52.48% | 31 | 22 | 0 |
| Write-In Totals | 0 | 0.00% | 0 | 0 | 0 |
| Total Votes Cast | 101 | 100.00% | 49 | 52 | 0 |
| Overvotes | 0 | | 0 | 0 | 0 |
| Undervotes | 4 | | 2 | 2 | 0 |

DEM GOVERNOR

Vote For 1

| | TOTAL | VOTE % | ELECTIO N DAY | MAIL VOTE | PROVISI ONAL |
|------------------|-------|---------|------------------|--------------|-----------------|
| JOSH SHAPIRO | 99 | 100.00% | 49 | 50 | 0 |
| Write-In Totals | 0 | 0.00% | 0 | 0 | 0 |
| Total Votes Cast | 99 | 100.00% | 49 | 50 | 0 |
| Overvotes | 0 | | 0 | 0 | 0 |
| Undervotes | 6 | | 2 | 4 | 0 |

DEM LIEUTENANT GOVERNOR

Vote For 1

| | TOTAL | VOTE % | ELECTIO N DAY | MAIL VOTE | PROVISI ONAL |
|------------------|-------|---------|------------------|--------------|-----------------|
| AUSTIN DAVIS | 72 | 70.59% | 33 | 39 | 0 |
| RAY SOSA | 6 | 5.88% | 4 | 2 | 0 |
| BRIAN SIMS | 22 | 21.57% | 11 | 11 | 0 |
| Write-In Totals | 2 | 1.96% | 1 | 1 | 0 |
| Total Votes Cast | 102 | 100.00% | 49 | 53 | 0 |
| Overvotes | 0 | | 0 | 0 | 0 |
| Undervotes | 3 | | 2 | 1 | 0 |

New Castle 4-1

DEM REPRESENTATIVE IN CONGRESS 16TH DISTRICT

Vote For 1

| | TOTAL | VOTE % | ELECTIO N DAY | MAIL VOTE | PROVISI ONAL |
|------------------|-------|---------|------------------|--------------|-----------------|
| DAN PASTORE | 19 | 18.45% | 14 | 5 | 0 |
| RICK TELESZ | 84 | 81.55% | 37 | 47 | 0 |
| Write-In Totals | 0 | 0.00% | 0 | 0 | 0 |
| Total Votes Cast | 103 | 100.00% | 51 | 52 | 0 |
| Overvotes | 0 | | 0 | 0 | 0 |
| Undervotes | 2 | | 0 | 2 | 0 |

DEM SENATOR IN THE GENERAL ASSEMBLY 50TH DISTRICT

Vote For 1

| | TOTAL | VOTE % | ELECTIO N DAY | MAIL VOTE | PROVISI ONAL |
|------------------|-------|---------|------------------|--------------|-----------------|
| RIANNA CZECH | 82 | 100.00% | 44 | 38 | 0 |
| Write-In Totals | 0 | 0.00% | 0 | 0 | 0 |
| Total Votes Cast | 82 | 100.00% | 44 | 38 | 0 |
| Overvotes | 0 | | 0 | 0 | 0 |
| Undervotes | 23 | | 7 | 16 | 0 |

DEM REPRESENTATIVE IN THE GENERAL ASSEMBLY 9TH DISTRICT

Vote For 1

| | TOTAL | VOTE % | ELECTIO N DAY | MAIL VOTE | PROVISI ONAL |
|------------------|-------|---------|------------------|--------------|-----------------|
| CHRIS SAINATO | 98 | 100.00% | 47 | 51 | 0 |
| Write-In Totals | 0 | 0.00% | 0 | 0 | 0 |
| Total Votes Cast | 98 | 100.00% | 47 | 51 | 0 |
| Overvotes | 0 | | 0 | 0 | 0 |
| Undervotes | 7 | | 4 | 3 | 0 |

DEM MEMBER OF DEMOCRATIC STATE COMMITTEE

Vote For 2

| | TOTAL | VOTE % | ELECTIO N DAY | MAIL VOTE | PROVISI ONAL |
|-------------------|-------|---------|------------------|--------------|-----------------|
| MIRA LOU THOMPSON | 97 | 100.00% | 47 | 50 | 0 |
| Write-In Totals | 0 | 0.00% | 0 | 0 | 0 |
| Total Votes Cast | 97 | 100.00% | 47 | 50 | 0 |
| Overvotes | 0 | | 0 | 0 | 0 |
| Undervotes | 113 | | 55 | 58 | 0 |

DEM MEMBER OF DEMOCRATIC COUNTY COMMITTEE - MALE New Castle 4-1

Vote For 1

| | TOTAL | VOTE % | ELECTIO N DAY | MAIL VOTE | PROVISI ONAL |
|------------------|-------|---------|------------------|--------------|-----------------|
| Write-In Totals | 5 | 100.00% | 5 | 0 | 0 |
| Total Votes Cast | 5 | 100.00% | 5 | 0 | 0 |
| Overvotes | 0 | | 0 | 0 | 0 |
| Undervotes | 100 | | 46 | 54 | 0 |

New Castle 4-1

DEM MEMBER OF DEMOCRATIC COUNTY COMMITTEE - FEMALE New Castle 4-1

Vote For 1

| | TOTAL | VOTE % | ELECTIO N DAY | MAIL VOTE | PROVISI ONAL |
|------------------|-------|---------|------------------|--------------|-----------------|
| Write-In Totals | 4 | 100.00% | 4 | 0 | 0 |
| Total Votes Cast | 4 | 100.00% | 4 | 0 | 0 |
| Overvotes | 0 | | 0 | 0 | 0 |
| Undervotes | 101 | | 47 | 54 | 0 |

REP UNITED STATES SENATOR

Vote For 1

| | TOTAL | VOTE % | ELECTIO N DAY | MAIL VOTE | PROVISI ONAL |
|------------------|-------|---------|------------------|--------------|-----------------|
| KATHY BARNETTE | 10 | 20.41% | 9 | 1 | 0 |
| MEHMET OZ | 18 | 36.73% | 17 | 1 | 0 |
| GEORGE BOCHETTO | 0 | 0.00% | 0 | 0 | 0 |
| JEFF BARTOS | 1 | 2.04% | 1 | 0 | 0 |
| DAVE MCCORMICK | 16 | 32.65% | 14 | 2 | 0 |
| SEAN GALE | 0 | 0.00% | 0 | 0 | 0 |
| CARLA SANDS | 4 | 8.16% | 3 | 1 | 0 |
| Write-In Totals | 0 | 0.00% | 0 | 0 | 0 |
| Total Votes Cast | 49 | 100.00% | 44 | 5 | 0 |
| Overvotes | 0 | | 0 | 0 | 0 |
| Undervotes | 0 | | 0 | 0 | 0 |

REP GOVERNOR

Vote For 1

| | TOTAL | VOTE % | ELECTIO N DAY | MAIL VOTE | PROVISI ONAL |
|---------------------|-------|---------|------------------|--------------|-----------------|
| LOU BARLETTA | 1 | 2.04% | 1 | 0 | 0 |
| DOUGLAS V MASTRIANO | 34 | 69.39% | 34 | 0 | 0 |
| NCHE ZAMA | 0 | 0.00% | 0 | 0 | 0 |
| DAVE WHITE | 2 | 4.08% | 2 | 0 | 0 |
| MELISSA HART | 6 | 12.24% | 4 | 2 | 0 |
| BILL MCSWAIN | 5 | 10.20% | 2 | 3 | 0 |
| CHARLIE GEROW | 0 | 0.00% | 0 | 0 | 0 |
| JOE GALE | 0 | 0.00% | 0 | 0 | 0 |
| JAKE CORMAN | 1 | 2.04% | 1 | 0 | 0 |
| Write-In Totals | 0 | 0.00% | 0 | 0 | 0 |
| Total Votes Cast | 49 | 100.00% | 44 | 5 | 0 |
| Overvotes | 0 | | 0 | 0 | 0 |
| Undervotes | 0 | | 0 | 0 | 0 |

New Castle 4-1

REP LIEUTENANT GOVERNOR

Vote For 1

| | TOTAL | VOTE % | ELECTIO N DAY | MAIL VOTE | PROVISI ONAL |
|-----------------------|-------|---------|------------------|--------------|-----------------|
| CLARICE SCHILLINGER | 1 | 2.04% | 1 | 0 | 0 |
| JAMES EARL JONES | 2 | 4.08% | 2 | 0 | 0 |
| RICK SACCONI | 3 | 6.12% | 1 | 2 | 0 |
| JOHN BROWN | 0 | 0.00% | 0 | 0 | 0 |
| CHRIS FRYE | 23 | 46.94% | 20 | 3 | 0 |
| JEFF COLEMAN | 3 | 6.12% | 3 | 0 | 0 |
| RUSS DIAMOND | 1 | 2.04% | 1 | 0 | 0 |
| CARRIE LEWIS DELROSSO | 10 | 20.41% | 10 | 0 | 0 |
| TEDDY DANIELS | 5 | 10.20% | 5 | 0 | 0 |
| Write-In Totals | 1 | 2.04% | 1 | 0 | 0 |
| Total Votes Cast | 49 | 100.00% | 44 | 5 | 0 |
| Overvotes | 0 | | 0 | 0 | 0 |
| Undervotes | 0 | | 0 | 0 | 0 |

REP REPRESENTATIVE IN CONGRESS 16TH DISTRICT

Vote For 1

| | TOTAL | VOTE % | ELECTIO N DAY | MAIL VOTE | PROVISI ONAL |
|------------------|-------|---------|------------------|--------------|-----------------|
| MIKE KELLY | 45 | 100.00% | 42 | 3 | 0 |
| Write-In Totals | 0 | 0.00% | 0 | 0 | 0 |
| Total Votes Cast | 45 | 100.00% | 42 | 3 | 0 |
| Overvotes | 0 | | 0 | 0 | 0 |
| Undervotes | 4 | | 2 | 2 | 0 |

REP SENATOR IN THE GENERAL ASSEMBLY 50TH DISTRICT

Vote For 1

| | TOTAL | VOTE % | ELECTIO N DAY | MAIL VOTE | PROVISI ONAL |
|------------------|-------|---------|------------------|--------------|-----------------|
| MICHELE BROOKS | 45 | 100.00% | 41 | 4 | 0 |
| Write-In Totals | 0 | 0.00% | 0 | 0 | 0 |
| Total Votes Cast | 45 | 100.00% | 41 | 4 | 0 |
| Overvotes | 0 | | 0 | 0 | 0 |
| Undervotes | 4 | | 3 | 1 | 0 |

REP REPRESENTATIVE IN THE GENERAL ASSEMBLY 9TH DISTRICT






Vote For 1

| | TOTAL | VOTE % | ELECTIO N DAY | MAIL VOTE | PROVISI ONAL |
|-------------------|-------|---------|------------------|--------------|-----------------|
| DARRYL AUDIA | 8 | 17.78% | 7 | 1 | 0 |
| NICK KERIN | 21 | 46.67% | 20 | 1 | 0 |
| MARLA GALLO BROWN | 14 | 31.11% | 12 | 2 | 0 |
| Write-In Totals | 2 | 4.44% | 2 | 0 | 0 |
| Total Votes Cast | 45 | 100.00% | 41 | 4 | 0 |
| Overvotes | 0 | | 0 | 0 | 0 |
| Undervotes | 4 | | 3 | 1 | 0 |

New Castle 4-1

REP MEMBER OF REPUBLICAN STATE COMMITTEE

Vote For 2

| | TOTAL | VOTE % | | ELECTIO N DAY | MAIL VOTE | PROVISI ONAL |
|------------------|-------|---------|---|------------------|--------------|-----------------|
| SHERRY J PATTON | 21 | 26.25% |  | 20 | 1 | 0 |
| JEANIE STEELE | 19 | 23.75% |  | 17 | 2 | 0 |
| DALE TURNER | 39 | 48.75% |  | 35 | 4 | 0 |
| Write-In Totals | 1 | 1.25% |  | 1 | 0 | 0 |
| Total Votes Cast | 80 | 100.00% |  | 73 | 7 | 0 |
| Overvotes | 0 | | | 0 | 0 | 0 |
| Undervotes | 18 | | | 15 | 3 | 0 |

New Castle 4-2

Statistics

| | TOTAL | ELECTIO N DAY | MAIL VOTE | PROVISI ONAL |
|---------------------------------|--------|------------------|--------------|-----------------|
| Registered Voters - Total | 856 | | | |
| Registered Voters - DEMOCRATIC | 474 | | | |
| Registered Voters - REPUBLICAN | 263 | | | |
| Registered Voters - NONPARTISAN | 119 | | | |
| Ballots Cast - Total | 200 | 137 | 63 | 0 |
| Ballots Cast - DEMOCRATIC | 119 | 65 | 54 | 0 |
| Ballots Cast - REPUBLICAN | 81 | 72 | 9 | 0 |
| Ballots Cast - NONPARTISAN | 0 | 0 | 0 | 0 |
| Ballots Cast - Blank | 0 | 0 | 0 | 0 |
| Voter Turnout - Total | 23.36% | | | |
| Voter Turnout - DEMOCRATIC | 25.11% | | | |
| Voter Turnout - REPUBLICAN | 30.80% | | | |
| Voter Turnout - NONPARTISAN | 0.00% | | | |

DEM UNITED STATES SENATOR

Vote For 1

| | TOTAL | VOTE % | ELECTIO N DAY | MAIL VOTE | PROVISI ONAL |
|------------------|-------|---------|------------------|--------------|-----------------|
| ALEX KHALIL | 2 | 1.82% | 1 | 1 | 0 |
| CONOR LAMB | 43 | 39.09% | 23 | 20 | 0 |
| MALCOLM KENYATTA | 2 | 1.82% | 2 | 0 | 0 |
| JOHN FETTERMAN | 60 | 54.55% | 35 | 25 | 0 |
| Write-In Totals | 3 | 2.73% | 2 | 1 | 0 |
| Total Votes Cast | 110 | 100.00% | 63 | 47 | 0 |
| Overvotes | 1 | | 1 | 0 | 0 |
| Undervotes | 8 | | 1 | 7 | 0 |

DEM GOVERNOR

Vote For 1

| | TOTAL | VOTE % | ELECTIO N DAY | MAIL VOTE | PROVISI ONAL |
|------------------|-------|---------|------------------|--------------|-----------------|
| JOSH SHAPIRO | 105 | 97.22% | 59 | 46 | 0 |
| Write-In Totals | 3 | 2.78% | 2 | 1 | 0 |
| Total Votes Cast | 108 | 100.00% | 61 | 47 | 0 |
| Overvotes | 0 | | 0 | 0 | 0 |
| Undervotes | 11 | | 4 | 7 | 0 |

DEM LIEUTENANT GOVERNOR

Vote For 1

| | TOTAL | VOTE % | ELECTIO N DAY | MAIL VOTE | PROVISI ONAL |
|------------------|-------|---------|------------------|--------------|-----------------|
| AUSTIN DAVIS | 77 | 74.76% | 42 | 35 | 0 |
| RAY SOSA | 5 | 4.85% | 3 | 2 | 0 |
| BRIAN SIMS | 18 | 17.48% | 9 | 9 | 0 |
| Write-In Totals | 3 | 2.91% | 2 | 1 | 0 |
| Total Votes Cast | 103 | 100.00% | 56 | 47 | 0 |
| Overvotes | 0 | | 0 | 0 | 0 |
| Undervotes | 16 | | 9 | 7 | 0 |

New Castle 4-2

DEM REPRESENTATIVE IN CONGRESS 16TH DISTRICT

Vote For 1

| | TOTAL | VOTE % | ELECTIO N DAY | MAIL VOTE | PROVISI ONAL |
|------------------|-------|---------|------------------|--------------|-----------------|
| DAN PASTORE | 13 | 11.71% | 3 | 10 | 0 |
| RICK TELESZ | 96 | 86.49% | 57 | 39 | 0 |
| Write-In Totals | 2 | 1.80% | 2 | 0 | 0 |
| Total Votes Cast | 111 | 100.00% | 62 | 49 | 0 |
| Overvotes | 1 | | 0 | 1 | 0 |
| Undervotes | 7 | | 3 | 4 | 0 |

DEM SENATOR IN THE GENERAL ASSEMBLY 50TH DISTRICT

Vote For 1

| | TOTAL | VOTE % | ELECTIO N DAY | MAIL VOTE | PROVISI ONAL |
|------------------|-------|---------|------------------|--------------|-----------------|
| RIANNA CZECH | 94 | 97.92% | 50 | 44 | 0 |
| Write-In Totals | 2 | 2.08% | 2 | 0 | 0 |
| Total Votes Cast | 96 | 100.00% | 52 | 44 | 0 |
| Overvotes | 0 | | 0 | 0 | 0 |
| Undervotes | 23 | | 13 | 10 | 0 |

DEM REPRESENTATIVE IN THE GENERAL ASSEMBLY 9TH DISTRICT

Vote For 1

| | TOTAL | VOTE % | ELECTIO N DAY | MAIL VOTE | PROVISI ONAL |
|------------------|-------|---------|------------------|--------------|-----------------|
| CHRIS SAINATO | 108 | 99.08% | 57 | 51 | 0 |
| Write-In Totals | 1 | 0.92% | 1 | 0 | 0 |
| Total Votes Cast | 109 | 100.00% | 58 | 51 | 0 |
| Overvotes | 0 | | 0 | 0 | 0 |
| Undervotes | 10 | | 7 | 3 | 0 |

DEM MEMBER OF DEMOCRATIC STATE COMMITTEE

Vote For 2

| | TOTAL | VOTE % | ELECTIO N DAY | MAIL VOTE | PROVISI ONAL |
|-------------------|-------|---------|------------------|--------------|-----------------|
| MIRA LOU THOMPSON | 109 | 96.46% | 58 | 51 | 0 |
| Write-In Totals | 4 | 3.54% | 2 | 2 | 0 |
| Total Votes Cast | 113 | 100.00% | 60 | 53 | 0 |
| Overvotes | 0 | | 0 | 0 | 0 |
| Undervotes | 125 | | 70 | 55 | 0 |

DEM MEMBER OF DEMOCRATIC COUNTY COMMITTEE - MALE New Castle 4-2

Vote For 1

| | TOTAL | VOTE % | ELECTIO N DAY | MAIL VOTE | PROVISI ONAL |
|------------------|-------|---------|------------------|--------------|-----------------|
| Write-In Totals | 4 | 100.00% | 2 | 2 | 0 |
| Total Votes Cast | 4 | 100.00% | 2 | 2 | 0 |
| Overvotes | 0 | | 0 | 0 | 0 |
| Undervotes | 115 | | 63 | 52 | 0 |

New Castle 4-2

DEM MEMBER OF DEMOCRATIC COUNTY COMMITTEE - FEMALE New Castle 4-2

Vote For 1

| | TOTAL | VOTE % | ELECTIO N DAY | MAIL VOTE | PROVISI ONAL |
|------------------|-------|---------|------------------|--------------|-----------------|
| Write-In Totals | 6 | 100.00% | 3 | 3 | 0 |
| Total Votes Cast | 6 | 100.00% | 3 | 3 | 0 |
| Overvotes | 0 | | 0 | 0 | 0 |
| Undervotes | 113 | | 62 | 51 | 0 |

REP UNITED STATES SENATOR

Vote For 1

| | TOTAL | VOTE % | ELECTIO N DAY | MAIL VOTE | PROVISI ONAL |
|------------------|-------|---------|------------------|--------------|-----------------|
| KATHY BARNETTE | 12 | 15.19% | 12 | 0 | 0 |
| MEHMET OZ | 31 | 39.24% | 27 | 4 | 0 |
| GEORGE BOCHETTO | 0 | 0.00% | 0 | 0 | 0 |
| JEFF BARTOS | 3 | 3.80% | 2 | 1 | 0 |
| DAVE MCCORMICK | 25 | 31.65% | 22 | 3 | 0 |
| SEAN GALE | 2 | 2.53% | 2 | 0 | 0 |
| CARLA SANDS | 5 | 6.33% | 4 | 1 | 0 |
| Write-In Totals | 1 | 1.27% | 1 | 0 | 0 |
| Total Votes Cast | 79 | 100.00% | 70 | 9 | 0 |
| Overvotes | 0 | | 0 | 0 | 0 |
| Undervotes | 2 | | 2 | 0 | 0 |

REP GOVERNOR

Vote For 1

| | TOTAL | VOTE % | ELECTIO N DAY | MAIL VOTE | PROVISI ONAL |
|---------------------|-------|---------|------------------|--------------|-----------------|
| LOU BARLETTA | 4 | 5.00% | 3 | 1 | 0 |
| DOUGLAS V MASTRIANO | 34 | 42.50% | 33 | 1 | 0 |
| NCHE ZAMA | 0 | 0.00% | 0 | 0 | 0 |
| DAVE WHITE | 12 | 15.00% | 11 | 1 | 0 |
| MELISSA HART | 13 | 16.25% | 10 | 3 | 0 |
| BILL MCSWAIN | 12 | 15.00% | 9 | 3 | 0 |
| CHARLIE GEROW | 2 | 2.50% | 2 | 0 | 0 |
| JOE GALE | 1 | 1.25% | 1 | 0 | 0 |
| JAKE CORMAN | 2 | 2.50% | 2 | 0 | 0 |
| Write-In Totals | 0 | 0.00% | 0 | 0 | 0 |
| Total Votes Cast | 80 | 100.00% | 71 | 9 | 0 |
| Overvotes | 0 | | 0 | 0 | 0 |
| Undervotes | 1 | | 1 | 0 | 0 |

New Castle 4-2

REP LIEUTENANT GOVERNOR

Vote For 1

| | TOTAL | VOTE % | ELECTIO N DAY | MAIL VOTE | PROVISI ONAL |
|-----------------------|-------|---------|------------------|--------------|-----------------|
| CLARICE SCHILLINGER | 1 | 1.28% | 1 | 0 | 0 |
| JAMES EARL JONES | 3 | 3.85% | 3 | 0 | 0 |
| RICK SACCONI | 5 | 6.41% | 4 | 1 | 0 |
| JOHN BROWN | 4 | 5.13% | 4 | 0 | 0 |
| CHRIS FRYE | 44 | 56.41% | 37 | 7 | 0 |
| JEFF COLEMAN | 1 | 1.28% | 1 | 0 | 0 |
| RUSS DIAMOND | 1 | 1.28% | 0 | 1 | 0 |
| CARRIE LEWIS DELROSSO | 12 | 15.38% | 12 | 0 | 0 |
| TEDDY DANIELS | 7 | 8.97% | 7 | 0 | 0 |
| Write-In Totals | 0 | 0.00% | 0 | 0 | 0 |
| Total Votes Cast | 78 | 100.00% | 69 | 9 | 0 |
| Overvotes | 0 | | 0 | 0 | 0 |
| Undervotes | 3 | | 3 | 0 | 0 |

REP REPRESENTATIVE IN CONGRESS 16TH DISTRICT

Vote For 1

| | TOTAL | VOTE % | ELECTIO N DAY | MAIL VOTE | PROVISI ONAL |
|------------------|-------|---------|------------------|--------------|-----------------|
| MIKE KELLY | 71 | 98.61% | 63 | 8 | 0 |
| Write-In Totals | 1 | 1.39% | 1 | 0 | 0 |
| Total Votes Cast | 72 | 100.00% | 64 | 8 | 0 |
| Overvotes | 0 | | 0 | 0 | 0 |
| Undervotes | 9 | | 8 | 1 | 0 |

REP SENATOR IN THE GENERAL ASSEMBLY 50TH DISTRICT

Vote For 1

| | TOTAL | VOTE % | ELECTIO N DAY | MAIL VOTE | PROVISI ONAL |
|------------------|-------|---------|------------------|--------------|-----------------|
| MICHELE BROOKS | 62 | 100.00% | 53 | 9 | 0 |
| Write-In Totals | 0 | 0.00% | 0 | 0 | 0 |
| Total Votes Cast | 62 | 100.00% | 53 | 9 | 0 |
| Overvotes | 0 | | 0 | 0 | 0 |
| Undervotes | 19 | | 19 | 0 | 0 |

REP REPRESENTATIVE IN THE GENERAL ASSEMBLY 9TH DISTRICT






Vote For 1

| | TOTAL | VOTE % | ELECTIO N DAY | MAIL VOTE | PROVISI ONAL |
|-------------------|-------|---------|------------------|--------------|-----------------|
| DARRYL AUDIA | 26 | 33.77% | 22 | 4 | 0 |
| NICK KERIN | 32 | 41.56% | 29 | 3 | 0 |
| MARLA GALLO BROWN | 19 | 24.68% | 17 | 2 | 0 |
| Write-In Totals | 0 | 0.00% | 0 | 0 | 0 |
| Total Votes Cast | 77 | 100.00% | 68 | 9 | 0 |
| Overvotes | 0 | | 0 | 0 | 0 |
| Undervotes | 4 | | 4 | 0 | 0 |

New Castle 4-2

REP MEMBER OF REPUBLICAN STATE COMMITTEE

Vote For 2

| | TOTAL | VOTE % | ELECTIO N DAY | MAIL VOTE | PROVISI ONAL |
|------------------|-------|---|------------------|--------------|-----------------|
| SHERRY J PATTON | 36 | 30.25%  | 35 | 1 | 0 |
| JEANIE STEELE | 29 | 24.37%  | 23 | 6 | 0 |
| DALE TURNER | 54 | 45.38%  | 47 | 7 | 0 |
| Write-In Totals | 0 | 0.00%  | 0 | 0 | 0 |
| Total Votes Cast | 119 | 100.00%  | 105 | 14 | 0 |
| Overvotes | 0 | | 0 | 0 | 0 |
| Undervotes | 43 | | 39 | 4 | 0 |

New Castle 4-3

Statistics

| | TOTAL | ELECTIO N DAY | MAIL VOTE | PROVISI ONAL |
|---------------------------------|--------|------------------|--------------|-----------------|
| Registered Voters - Total | 910 | | | |
| Registered Voters - DEMOCRATIC | 492 | | | |
| Registered Voters - REPUBLICAN | 313 | | | |
| Registered Voters - NONPARTISAN | 105 | | | |
| Ballots Cast - Total | 246 | 178 | 68 | 0 |
| Ballots Cast - DEMOCRATIC | 144 | 85 | 59 | 0 |
| Ballots Cast - REPUBLICAN | 102 | 93 | 9 | 0 |
| Ballots Cast - NONPARTISAN | 0 | 0 | 0 | 0 |
| Ballots Cast - Blank | 0 | 0 | 0 | 0 |
| Voter Turnout - Total | 27.03% | | | |
| Voter Turnout - DEMOCRATIC | 29.27% | | | |
| Voter Turnout - REPUBLICAN | 32.59% | | | |
| Voter Turnout - NONPARTISAN | 0.00% | | | |

DEM UNITED STATES SENATOR

Vote For 1

| | TOTAL | VOTE % | ELECTIO N DAY | MAIL VOTE | PROVISI ONAL |
|------------------|-------|---------|------------------|--------------|-----------------|
| ALEX KHALIL | 1 | 0.70% | 0 | 1 | 0 |
| CONOR LAMB | 58 | 40.85% | 30 | 28 | 0 |
| MALCOLM KENYATTA | 3 | 2.11% | 3 | 0 | 0 |
| JOHN FETTERMAN | 76 | 53.52% | 50 | 26 | 0 |
| Write-In Totals | 4 | 2.82% | 1 | 3 | 0 |
| Total Votes Cast | 142 | 100.00% | 84 | 58 | 0 |
| Overvotes | 1 | | 0 | 1 | 0 |
| Undervotes | 1 | | 1 | 0 | 0 |

DEM GOVERNOR

Vote For 1

| | TOTAL | VOTE % | ELECTIO N DAY | MAIL VOTE | PROVISI ONAL |
|------------------|-------|---------|------------------|--------------|-----------------|
| JOSH SHAPIRO | 133 | 97.08% | 78 | 55 | 0 |
| Write-In Totals | 4 | 2.92% | 2 | 2 | 0 |
| Total Votes Cast | 137 | 100.00% | 80 | 57 | 0 |
| Overvotes | 0 | | 0 | 0 | 0 |
| Undervotes | 7 | | 5 | 2 | 0 |

DEM LIEUTENANT GOVERNOR

Vote For 1

| | TOTAL | VOTE % | ELECTIO N DAY | MAIL VOTE | PROVISI ONAL |
|------------------|-------|---------|------------------|--------------|-----------------|
| AUSTIN DAVIS | 92 | 72.44% | 53 | 39 | 0 |
| RAY SOSA | 14 | 11.02% | 9 | 5 | 0 |
| BRIAN SIMS | 14 | 11.02% | 10 | 4 | 0 |
| Write-In Totals | 7 | 5.51% | 3 | 4 | 0 |
| Total Votes Cast | 127 | 100.00% | 75 | 52 | 0 |
| Overvotes | 0 | | 0 | 0 | 0 |
| Undervotes | 17 | | 10 | 7 | 0 |

New Castle 4-3

DEM REPRESENTATIVE IN CONGRESS 16TH DISTRICT

Vote For 1

| | TOTAL | VOTE % | ELECTIO N DAY | MAIL VOTE | PROVISI ONAL |
|------------------|-------|---------|------------------|--------------|-----------------|
| DAN PASTORE | 13 | 9.42% | 6 | 7 | 0 |
| RICK TELESZ | 123 | 89.13% | 77 | 46 | 0 |
| Write-In Totals | 2 | 1.45% | 1 | 1 | 0 |
| Total Votes Cast | 138 | 100.00% | 84 | 54 | 0 |
| Overvotes | 0 | | 0 | 0 | 0 |
| Undervotes | 6 | | 1 | 5 | 0 |

DEM SENATOR IN THE GENERAL ASSEMBLY 50TH DISTRICT

Vote For 1

| | TOTAL | VOTE % | ELECTIO N DAY | MAIL VOTE | PROVISI ONAL |
|------------------|-------|---------|------------------|--------------|-----------------|
| RIANNA CZECH | 113 | 99.12% | 70 | 43 | 0 |
| Write-In Totals | 1 | 0.88% | 0 | 1 | 0 |
| Total Votes Cast | 114 | 100.00% | 70 | 44 | 0 |
| Overvotes | 0 | | 0 | 0 | 0 |
| Undervotes | 30 | | 15 | 15 | 0 |

DEM REPRESENTATIVE IN THE GENERAL ASSEMBLY 9TH DISTRICT

Vote For 1

| | TOTAL | VOTE % | ELECTIO N DAY | MAIL VOTE | PROVISI ONAL |
|------------------|-------|---------|------------------|--------------|-----------------|
| CHRIS SAINATO | 136 | 97.14% | 80 | 56 | 0 |
| Write-In Totals | 4 | 2.86% | 3 | 1 | 0 |
| Total Votes Cast | 140 | 100.00% | 83 | 57 | 0 |
| Overvotes | 0 | | 0 | 0 | 0 |
| Undervotes | 4 | | 2 | 2 | 0 |

DEM MEMBER OF DEMOCRATIC STATE COMMITTEE

Vote For 2

| | TOTAL | VOTE % | ELECTIO N DAY | MAIL VOTE | PROVISI ONAL |
|-------------------|-------|---------|------------------|--------------|-----------------|
| MIRA LOU THOMPSON | 127 | 94.07% | 76 | 51 | 0 |
| Write-In Totals | 8 | 5.93% | 4 | 4 | 0 |
| Total Votes Cast | 135 | 100.00% | 80 | 55 | 0 |
| Overvotes | 0 | | 0 | 0 | 0 |
| Undervotes | 153 | | 90 | 63 | 0 |

DEM MEMBER OF DEMOCRATIC COUNTY COMMITTEE - MALE New Castle 4-3

Vote For 1

| | TOTAL | VOTE % | ELECTIO N DAY | MAIL VOTE | PROVISI ONAL |
|------------------|-------|---------|------------------|--------------|-----------------|
| Write-In Totals | 11 | 100.00% | 10 | 1 | 0 |
| Total Votes Cast | 11 | 100.00% | 10 | 1 | 0 |
| Overvotes | 0 | | 0 | 0 | 0 |
| Undervotes | 133 | | 75 | 58 | 0 |

New Castle 4-3

DEM MEMBER OF DEMOCRATIC COUNTY COMMITTEE - FEMALE New Castle 4-3

Vote For 1

| | TOTAL | VOTE % | ELECTIO N DAY | MAIL VOTE | PROVISI ONAL |
|------------------|-------|---------|------------------|--------------|-----------------|
| Write-In Totals | 10 | 100.00% | 6 | 4 | 0 |
| Total Votes Cast | 10 | 100.00% | 6 | 4 | 0 |
| Overvotes | 0 | | 0 | 0 | 0 |
| Undervotes | 134 | | 79 | 55 | 0 |

REP UNITED STATES SENATOR

Vote For 1

| | TOTAL | VOTE % | ELECTIO N DAY | MAIL VOTE | PROVISI ONAL |
|------------------|-------|---------|------------------|--------------|-----------------|
| KATHY BARNETTE | 28 | 28.00% | 26 | 2 | 0 |
| MEHMET OZ | 36 | 36.00% | 34 | 2 | 0 |
| GEORGE BOCHETTO | 0 | 0.00% | 0 | 0 | 0 |
| JEFF BARTOS | 2 | 2.00% | 2 | 0 | 0 |
| DAVE MCCORMICK | 28 | 28.00% | 26 | 2 | 0 |
| SEAN GALE | 1 | 1.00% | 1 | 0 | 0 |
| CARLA SANDS | 0 | 0.00% | 0 | 0 | 0 |
| Write-In Totals | 5 | 5.00% | 3 | 2 | 0 |
| Total Votes Cast | 100 | 100.00% | 92 | 8 | 0 |
| Overvotes | 0 | | 0 | 0 | 0 |
| Undervotes | 2 | | 1 | 1 | 0 |

REP GOVERNOR

Vote For 1

| | TOTAL | VOTE % | ELECTIO N DAY | MAIL VOTE | PROVISI ONAL |
|---------------------|-------|---------|------------------|--------------|-----------------|
| LOU BARLETTA | 12 | 12.24% | 12 | 0 | 0 |
| DOUGLAS V MASTRIANO | 49 | 50.00% | 48 | 1 | 0 |
| NCHE ZAMA | 0 | 0.00% | 0 | 0 | 0 |
| DAVE WHITE | 8 | 8.16% | 7 | 1 | 0 |
| MELISSA HART | 7 | 7.14% | 6 | 1 | 0 |
| BILL MCSWAIN | 17 | 17.35% | 15 | 2 | 0 |
| CHARLIE GEROW | 0 | 0.00% | 0 | 0 | 0 |
| JOE GALE | 1 | 1.02% | 1 | 0 | 0 |
| JAKE CORMAN | 1 | 1.02% | 0 | 1 | 0 |
| Write-In Totals | 3 | 3.06% | 1 | 2 | 0 |
| Total Votes Cast | 98 | 100.00% | 90 | 8 | 0 |
| Overvotes | 0 | | 0 | 0 | 0 |
| Undervotes | 4 | | 3 | 1 | 0 |

New Castle 4-3

REP LIEUTENANT GOVERNOR

Vote For 1

| | TOTAL | VOTE % | ELECTIO N DAY | MAIL VOTE | PROVISI ONAL |
|-----------------------|-------|---------|------------------|--------------|-----------------|
| CLARICE SCHILLINGER | 2 | 2.04% | 1 | 1 | 0 |
| JAMES EARL JONES | 5 | 5.10% | 5 | 0 | 0 |
| RICK SACCONI | 12 | 12.24% | 12 | 0 | 0 |
| JOHN BROWN | 1 | 1.02% | 1 | 0 | 0 |
| CHRIS FRYE | 54 | 55.10% | 47 | 7 | 0 |
| JEFF COLEMAN | 0 | 0.00% | 0 | 0 | 0 |
| RUSS DIAMOND | 0 | 0.00% | 0 | 0 | 0 |
| CARRIE LEWIS DELROSSO | 17 | 17.35% | 17 | 0 | 0 |
| TEDDY DANIELS | 6 | 6.12% | 6 | 0 | 0 |
| Write-In Totals | 1 | 1.02% | 0 | 1 | 0 |
| Total Votes Cast | 98 | 100.00% | 89 | 9 | 0 |
| Overvotes | 0 | | 0 | 0 | 0 |
| Undervotes | 4 | | 4 | 0 | 0 |

REP REPRESENTATIVE IN CONGRESS 16TH DISTRICT

Vote For 1

| | TOTAL | VOTE % | ELECTIO N DAY | MAIL VOTE | PROVISI ONAL |
|------------------|-------|---------|------------------|--------------|-----------------|
| MIKE KELLY | 82 | 94.25% | 76 | 6 | 0 |
| Write-In Totals | 5 | 5.75% | 3 | 2 | 0 |
| Total Votes Cast | 87 | 100.00% | 79 | 8 | 0 |
| Overvotes | 0 | | 0 | 0 | 0 |
| Undervotes | 15 | | 14 | 1 | 0 |

REP SENATOR IN THE GENERAL ASSEMBLY 50TH DISTRICT

Vote For 1

| | TOTAL | VOTE % | ELECTIO N DAY | MAIL VOTE | PROVISI ONAL |
|------------------|-------|---------|------------------|--------------|-----------------|
| MICHELE BROOKS | 80 | 96.39% | 72 | 8 | 0 |
| Write-In Totals | 3 | 3.61% | 3 | 0 | 0 |
| Total Votes Cast | 83 | 100.00% | 75 | 8 | 0 |
| Overvotes | 0 | | 0 | 0 | 0 |
| Undervotes | 19 | | 18 | 1 | 0 |

REP REPRESENTATIVE IN THE GENERAL ASSEMBLY 9TH DISTRICT

Vote For 1

| | TOTAL | VOTE % | ELECTIO N DAY | MAIL VOTE | PROVISI ONAL |
|-------------------|-------|---------|------------------|--------------|-----------------|
| DARRYL AUDIA | 29 | 29.00% | 27 | 2 | 0 |
| NICK KERIN | 40 | 40.00% | 38 | 2 | 0 |
| MARLA GALLO BROWN | 28 | 28.00% | 24 | 4 | 0 |
| Write-In Totals | 3 | 3.00% | 2 | 1 | 0 |
| Total Votes Cast | 100 | 100.00% | 91 | 9 | 0 |
| Overvotes | 0 | | 0 | 0 | 0 |
| Undervotes | 2 | | 2 | 0 | 0 |

New Castle 4-3

REP MEMBER OF REPUBLICAN STATE COMMITTEE

Vote For 2

| | TOTAL | VOTE % | ELECTIO N DAY | MAIL VOTE | PROVISI ONAL |
|------------------|-------|---------|------------------|--------------|-----------------|
| SHERRY J PATTON | 33 | 21.57% | 29 | 4 | 0 |
| JEANIE STEELE | 40 | 26.14% | 36 | 4 | 0 |
| DALE TURNER | 79 | 51.63% | 71 | 8 | 0 |
| Write-In Totals | 1 | 0.65% | 1 | 0 | 0 |
| Total Votes Cast | 153 | 100.00% | 137 | 16 | 0 |
| Overvotes | 0 | | 0 | 0 | 0 |
| Undervotes | 51 | | 49 | 2 | 0 |

New Castle 5-1

Statistics

| | TOTAL | ELECTIO N DAY | MAIL VOTE | PROVISI ONAL |
|---------------------------------|--------|------------------|--------------|-----------------|
| Registered Voters - Total | 660 | | | |
| Registered Voters - DEMOCRATIC | 406 | | | |
| Registered Voters - REPUBLICAN | 149 | | | |
| Registered Voters - NONPARTISAN | 105 | | | |
| Ballots Cast - Total | 138 | 95 | 43 | 0 |
| Ballots Cast - DEMOCRATIC | 91 | 57 | 34 | 0 |
| Ballots Cast - REPUBLICAN | 47 | 38 | 9 | 0 |
| Ballots Cast - NONPARTISAN | 0 | 0 | 0 | 0 |
| Ballots Cast - Blank | 0 | 0 | 0 | 0 |
| Voter Turnout - Total | 20.91% | | | |
| Voter Turnout - DEMOCRATIC | 22.41% | | | |
| Voter Turnout - REPUBLICAN | 31.54% | | | |
| Voter Turnout - NONPARTISAN | 0.00% | | | |

DEM UNITED STATES SENATOR

Vote For 1

| | TOTAL | VOTE % | ELECTIO N DAY | MAIL VOTE | PROVISI ONAL |
|------------------|-------|---------|------------------|--------------|-----------------|
| ALEX KHALIL | 0 | 0.00% | 0 | 0 | 0 |
| CONOR LAMB | 44 | 48.35% | 20 | 24 | 0 |
| MALCOLM KENYATTA | 2 | 2.20% | 1 | 1 | 0 |
| JOHN FETTERMAN | 43 | 47.25% | 34 | 9 | 0 |
| Write-In Totals | 2 | 2.20% | 2 | 0 | 0 |
| Total Votes Cast | 91 | 100.00% | 57 | 34 | 0 |
| Overvotes | 0 | | 0 | 0 | 0 |
| Undervotes | 0 | | 0 | 0 | 0 |

DEM GOVERNOR

Vote For 1

| | TOTAL | VOTE % | ELECTIO N DAY | MAIL VOTE | PROVISI ONAL |
|------------------|-------|---------|------------------|--------------|-----------------|
| JOSH SHAPIRO | 84 | 96.55% | 51 | 33 | 0 |
| Write-In Totals | 3 | 3.45% | 3 | 0 | 0 |
| Total Votes Cast | 87 | 100.00% | 54 | 33 | 0 |
| Overvotes | 0 | | 0 | 0 | 0 |
| Undervotes | 4 | | 3 | 1 | 0 |

DEM LIEUTENANT GOVERNOR

Vote For 1

| | TOTAL | VOTE % | ELECTIO N DAY | MAIL VOTE | PROVISI ONAL |
|------------------|-------|---------|------------------|--------------|-----------------|
| AUSTIN DAVIS | 67 | 79.76% | 39 | 28 | 0 |
| RAY SOSA | 4 | 4.76% | 2 | 2 | 0 |
| BRIAN SIMS | 11 | 13.10% | 9 | 2 | 0 |
| Write-In Totals | 2 | 2.38% | 2 | 0 | 0 |
| Total Votes Cast | 84 | 100.00% | 52 | 32 | 0 |
| Overvotes | 0 | | 0 | 0 | 0 |
| Undervotes | 7 | | 5 | 2 | 0 |

New Castle 5-1

DEM REPRESENTATIVE IN CONGRESS 16TH DISTRICT

Vote For 1

| | TOTAL | VOTE % | ELECTIO N DAY | MAIL VOTE | PROVISI ONAL |
|------------------|-------|---------|------------------|--------------|-----------------|
| DAN PASTORE | 13 | 14.77% | 9 | 4 | 0 |
| RICK TELESZ | 72 | 81.82% | 44 | 28 | 0 |
| Write-In Totals | 3 | 3.41% | 3 | 0 | 0 |
| Total Votes Cast | 88 | 100.00% | 56 | 32 | 0 |
| Overvotes | 0 | | 0 | 0 | 0 |
| Undervotes | 3 | | 1 | 2 | 0 |

DEM SENATOR IN THE GENERAL ASSEMBLY 50TH DISTRICT

Vote For 1

| | TOTAL | VOTE % | ELECTIO N DAY | MAIL VOTE | PROVISI ONAL |
|------------------|-------|---------|------------------|--------------|-----------------|
| RIANNA CZECH | 72 | 96.00% | 41 | 31 | 0 |
| Write-In Totals | 3 | 4.00% | 3 | 0 | 0 |
| Total Votes Cast | 75 | 100.00% | 44 | 31 | 0 |
| Overvotes | 0 | | 0 | 0 | 0 |
| Undervotes | 16 | | 13 | 3 | 0 |

DEM REPRESENTATIVE IN THE GENERAL ASSEMBLY 9TH DISTRICT

Vote For 1

| | TOTAL | VOTE % | ELECTIO N DAY | MAIL VOTE | PROVISI ONAL |
|------------------|-------|---------|------------------|--------------|-----------------|
| CHRIS SAINATO | 88 | 98.88% | 54 | 34 | 0 |
| Write-In Totals | 1 | 1.12% | 1 | 0 | 0 |
| Total Votes Cast | 89 | 100.00% | 55 | 34 | 0 |
| Overvotes | 0 | | 0 | 0 | 0 |
| Undervotes | 2 | | 2 | 0 | 0 |

DEM MEMBER OF DEMOCRATIC STATE COMMITTEE

Vote For 2

| | TOTAL | VOTE % | ELECTIO N DAY | MAIL VOTE | PROVISI ONAL |
|-------------------|-------|---------|------------------|--------------|-----------------|
| MIRA LOU THOMPSON | 82 | 96.47% | 50 | 32 | 0 |
| Write-In Totals | 3 | 3.53% | 2 | 1 | 0 |
| Total Votes Cast | 85 | 100.00% | 52 | 33 | 0 |
| Overvotes | 0 | | 0 | 0 | 0 |
| Undervotes | 97 | | 62 | 35 | 0 |

DEM MEMBER OF DEMOCRATIC COUNTY COMMITTEE - MALE New Castle 5-1

Vote For 1

| | TOTAL | VOTE % | ELECTIO N DAY | MAIL VOTE | PROVISI ONAL |
|------------------|-------|---------|------------------|--------------|-----------------|
| Write-In Totals | 10 | 100.00% | 9 | 1 | 0 |
| Total Votes Cast | 10 | 100.00% | 9 | 1 | 0 |
| Overvotes | 0 | | 0 | 0 | 0 |
| Undervotes | 81 | | 48 | 33 | 0 |

New Castle 5-1

DEM MEMBER OF DEMOCRATIC COUNTY COMMITTEE - FEMALE New Castle 5-1

Vote For 1

| | TOTAL | VOTE % | ELECTIO N DAY | MAIL VOTE | PROVISI ONAL |
|------------------|-------|---------|------------------|--------------|-----------------|
| Write-In Totals | 7 | 100.00% | 5 | 2 | 0 |
| Total Votes Cast | 7 | 100.00% | 5 | 2 | 0 |
| Overvotes | 0 | | 0 | 0 | 0 |
| Undervotes | 84 | | 52 | 32 | 0 |

REP UNITED STATES SENATOR

Vote For 1

| | TOTAL | VOTE % | ELECTIO N DAY | MAIL VOTE | PROVISI ONAL |
|------------------|-------|---------|------------------|--------------|-----------------|
| KATHY BARNETTE | 7 | 14.89% | 7 | 0 | 0 |
| MEHMET OZ | 25 | 53.19% | 21 | 4 | 0 |
| GEORGE BOCHETTO | 0 | 0.00% | 0 | 0 | 0 |
| JEFF BARTOS | 2 | 4.26% | 2 | 0 | 0 |
| DAVE MCCORMICK | 9 | 19.15% | 6 | 3 | 0 |
| SEAN GALE | 0 | 0.00% | 0 | 0 | 0 |
| CARLA SANDS | 3 | 6.38% | 2 | 1 | 0 |
| Write-In Totals | 1 | 2.13% | 0 | 1 | 0 |
| Total Votes Cast | 47 | 100.00% | 38 | 9 | 0 |
| Overvotes | 0 | | 0 | 0 | 0 |
| Undervotes | 0 | | 0 | 0 | 0 |

REP GOVERNOR

Vote For 1

| | TOTAL | VOTE % | ELECTIO N DAY | MAIL VOTE | PROVISI ONAL |
|---------------------|-------|---------|------------------|--------------|-----------------|
| LOU BARLETTA | 5 | 10.64% | 4 | 1 | 0 |
| DOUGLAS V MASTRIANO | 24 | 51.06% | 24 | 0 | 0 |
| NCHE ZAMA | 0 | 0.00% | 0 | 0 | 0 |
| DAVE WHITE | 1 | 2.13% | 0 | 1 | 0 |
| MELISSA HART | 8 | 17.02% | 3 | 5 | 0 |
| BILL MCSWAIN | 7 | 14.89% | 6 | 1 | 0 |
| CHARLIE GEROW | 0 | 0.00% | 0 | 0 | 0 |
| JOE GALE | 2 | 4.26% | 1 | 1 | 0 |
| JAKE CORMAN | 0 | 0.00% | 0 | 0 | 0 |
| Write-In Totals | 0 | 0.00% | 0 | 0 | 0 |
| Total Votes Cast | 47 | 100.00% | 38 | 9 | 0 |
| Overvotes | 0 | | 0 | 0 | 0 |
| Undervotes | 0 | | 0 | 0 | 0 |

New Castle 5-1

REP LIEUTENANT GOVERNOR

Vote For 1

| | TOTAL | VOTE % | ELECTIO N DAY | MAIL VOTE | PROVISI ONAL |
|-----------------------|-------|---------|------------------|--------------|-----------------|
| CLARICE SCHILLINGER | 0 | 0.00% | 0 | 0 | 0 |
| JAMES EARL JONES | 1 | 2.27% | 0 | 1 | 0 |
| RICK SACCONI | 2 | 4.55% | 0 | 2 | 0 |
| JOHN BROWN | 1 | 2.27% | 1 | 0 | 0 |
| CHRIS FRYE | 26 | 59.09% | 24 | 2 | 0 |
| JEFF COLEMAN | 1 | 2.27% | 0 | 1 | 0 |
| RUSS DIAMOND | 0 | 0.00% | 0 | 0 | 0 |
| CARRIE LEWIS DELROSSO | 8 | 18.18% | 7 | 1 | 0 |
| TEDDY DANIELS | 5 | 11.36% | 4 | 1 | 0 |
| Write-In Totals | 0 | 0.00% | 0 | 0 | 0 |
| Total Votes Cast | 44 | 100.00% | 36 | 8 | 0 |
| Overvotes | 1 | | 0 | 1 | 0 |
| Undervotes | 2 | | 2 | 0 | 0 |

REP REPRESENTATIVE IN CONGRESS 16TH DISTRICT

Vote For 1

| | TOTAL | VOTE % | ELECTIO N DAY | MAIL VOTE | PROVISI ONAL |
|------------------|-------|---------|------------------|--------------|-----------------|
| MIKE KELLY | 44 | 100.00% | 37 | 7 | 0 |
| Write-In Totals | 0 | 0.00% | 0 | 0 | 0 |
| Total Votes Cast | 44 | 100.00% | 37 | 7 | 0 |
| Overvotes | 0 | | 0 | 0 | 0 |
| Undervotes | 3 | | 1 | 2 | 0 |

REP SENATOR IN THE GENERAL ASSEMBLY 50TH DISTRICT

Vote For 1

| | TOTAL | VOTE % | ELECTIO N DAY | MAIL VOTE | PROVISI ONAL |
|------------------|-------|---------|------------------|--------------|-----------------|
| MICHELE BROOKS | 43 | 100.00% | 36 | 7 | 0 |
| Write-In Totals | 0 | 0.00% | 0 | 0 | 0 |
| Total Votes Cast | 43 | 100.00% | 36 | 7 | 0 |
| Overvotes | 0 | | 0 | 0 | 0 |
| Undervotes | 4 | | 2 | 2 | 0 |

REP REPRESENTATIVE IN THE GENERAL ASSEMBLY 9TH DISTRICT






Vote For 1

| | TOTAL | VOTE % | ELECTIO N DAY | MAIL VOTE | PROVISI ONAL |
|-------------------|-------|---------|------------------|--------------|-----------------|
| DARRYL AUDIA | 9 | 20.45% | 7 | 2 | 0 |
| NICK KERIN | 22 | 50.00% | 19 | 3 | 0 |
| MARLA GALLO BROWN | 13 | 29.55% | 10 | 3 | 0 |
| Write-In Totals | 0 | 0.00% | 0 | 0 | 0 |
| Total Votes Cast | 44 | 100.00% | 36 | 8 | 0 |
| Overvotes | 0 | | 0 | 0 | 0 |
| Undervotes | 3 | | 2 | 1 | 0 |

New Castle 5-1

REP MEMBER OF REPUBLICAN STATE COMMITTEE

Vote For 2

| | TOTAL | VOTE % | | ELECTIO N DAY | MAIL VOTE | PROVISI ONAL |
|------------------|-------|---------|---|------------------|--------------|-----------------|
| SHERRY J PATTON | 25 | 32.05% |  | 19 | 6 | 0 |
| JEANIE STEELE | 17 | 21.79% |  | 14 | 3 | 0 |
| DALE TURNER | 36 | 46.15% |  | 31 | 5 | 0 |
| Write-In Totals | 0 | 0.00% |  | 0 | 0 | 0 |
| Total Votes Cast | 78 | 100.00% |  | 64 | 14 | 0 |
| Overvotes | 2 | | | 0 | 2 | 0 |
| Undervotes | 14 | | | 12 | 2 | 0 |

New Castle 5-2

Statistics

| | TOTAL | ELECTIO N DAY | MAIL VOTE | PROVISI ONAL |
|---------------------------------|--------|------------------|--------------|-----------------|
| Registered Voters - Total | 512 | | | |
| Registered Voters - DEMOCRATIC | 277 | | | |
| Registered Voters - REPUBLICAN | 172 | | | |
| Registered Voters - NONPARTISAN | 63 | | | |
| Ballots Cast - Total | 165 | 127 | 38 | 0 |
| Ballots Cast - DEMOCRATIC | 98 | 64 | 34 | 0 |
| Ballots Cast - REPUBLICAN | 67 | 63 | 4 | 0 |
| Ballots Cast - NONPARTISAN | 0 | 0 | 0 | 0 |
| Ballots Cast - Blank | 0 | 0 | 0 | 0 |
| Voter Turnout - Total | 32.23% | | | |
| Voter Turnout - DEMOCRATIC | 35.38% | | | |
| Voter Turnout - REPUBLICAN | 38.95% | | | |
| Voter Turnout - NONPARTISAN | 0.00% | | | |

DEM UNITED STATES SENATOR

Vote For 1

| | TOTAL | VOTE % | ELECTIO N DAY | MAIL VOTE | PROVISI ONAL |
|------------------|-------|---------|------------------|--------------|-----------------|
| ALEX KHALIL | 2 | 2.06% | 1 | 1 | 0 |
| CONOR LAMB | 32 | 32.99% | 17 | 15 | 0 |
| MALCOLM KENYATTA | 2 | 2.06% | 2 | 0 | 0 |
| JOHN FETTERMAN | 61 | 62.89% | 43 | 18 | 0 |
| Write-In Totals | 0 | 0.00% | 0 | 0 | 0 |
| Total Votes Cast | 97 | 100.00% | 63 | 34 | 0 |
| Overvotes | 0 | | 0 | 0 | 0 |
| Undervotes | 1 | | 1 | 0 | 0 |

DEM GOVERNOR

Vote For 1

| | TOTAL | VOTE % | ELECTIO N DAY | MAIL VOTE | PROVISI ONAL |
|------------------|-------|---------|------------------|--------------|-----------------|
| JOSH SHAPIRO | 95 | 100.00% | 62 | 33 | 0 |
| Write-In Totals | 0 | 0.00% | 0 | 0 | 0 |
| Total Votes Cast | 95 | 100.00% | 62 | 33 | 0 |
| Overvotes | 0 | | 0 | 0 | 0 |
| Undervotes | 3 | | 2 | 1 | 0 |

DEM LIEUTENANT GOVERNOR

Vote For 1

| | TOTAL | VOTE % | ELECTIO N DAY | MAIL VOTE | PROVISI ONAL |
|------------------|-------|---------|------------------|--------------|-----------------|
| AUSTIN DAVIS | 80 | 83.33% | 47 | 33 | 0 |
| RAY SOSA | 3 | 3.12% | 3 | 0 | 0 |
| BRIAN SIMS | 12 | 12.50% | 11 | 1 | 0 |
| Write-In Totals | 1 | 1.04% | 1 | 0 | 0 |
| Total Votes Cast | 96 | 100.00% | 62 | 34 | 0 |
| Overvotes | 0 | | 0 | 0 | 0 |
| Undervotes | 2 | | 2 | 0 | 0 |

New Castle 5-2

DEM REPRESENTATIVE IN CONGRESS 16TH DISTRICT

Vote For 1

| | TOTAL | VOTE % | ELECTIO N DAY | MAIL VOTE | PROVISI ONAL |
|------------------|-------|---------|------------------|--------------|-----------------|
| DAN PASTORE | 16 | 16.67% | 9 | 7 | 0 |
| RICK TELESZ | 80 | 83.33% | 54 | 26 | 0 |
| Write-In Totals | 0 | 0.00% | 0 | 0 | 0 |
| Total Votes Cast | 96 | 100.00% | 63 | 33 | 0 |
| Overvotes | 1 | | 0 | 1 | 0 |
| Undervotes | 1 | | 1 | 0 | 0 |

DEM SENATOR IN THE GENERAL ASSEMBLY 50TH DISTRICT

Vote For 1

| | TOTAL | VOTE % | ELECTIO N DAY | MAIL VOTE | PROVISI ONAL |
|------------------|-------|---------|------------------|--------------|-----------------|
| RIANNA CZECH | 82 | 100.00% | 52 | 30 | 0 |
| Write-In Totals | 0 | 0.00% | 0 | 0 | 0 |
| Total Votes Cast | 82 | 100.00% | 52 | 30 | 0 |
| Overvotes | 0 | | 0 | 0 | 0 |
| Undervotes | 16 | | 12 | 4 | 0 |

DEM REPRESENTATIVE IN THE GENERAL ASSEMBLY 9TH DISTRICT

Vote For 1

| | TOTAL | VOTE % | ELECTIO N DAY | MAIL VOTE | PROVISI ONAL |
|------------------|-------|---------|------------------|--------------|-----------------|
| CHRIS SAINATO | 92 | 98.92% | 61 | 31 | 0 |
| Write-In Totals | 1 | 1.08% | 1 | 0 | 0 |
| Total Votes Cast | 93 | 100.00% | 62 | 31 | 0 |
| Overvotes | 0 | | 0 | 0 | 0 |
| Undervotes | 5 | | 2 | 3 | 0 |

DEM MEMBER OF DEMOCRATIC STATE COMMITTEE

Vote For 2

| | TOTAL | VOTE % | ELECTIO N DAY | MAIL VOTE | PROVISI ONAL |
|-------------------|-------|---------|------------------|--------------|-----------------|
| MIRA LOU THOMPSON | 90 | 98.90% | 59 | 31 | 0 |
| Write-In Totals | 1 | 1.10% | 1 | 0 | 0 |
| Total Votes Cast | 91 | 100.00% | 60 | 31 | 0 |
| Overvotes | 0 | | 0 | 0 | 0 |
| Undervotes | 105 | | 68 | 37 | 0 |

DEM MEMBER OF DEMOCRATIC COUNTY COMMITTEE - MALE New Castle 5-2

Vote For 1

| | TOTAL | VOTE % | ELECTIO N DAY | MAIL VOTE | PROVISI ONAL |
|------------------|-------|---------|------------------|--------------|-----------------|
| Write-In Totals | 9 | 100.00% | 7 | 2 | 0 |
| Total Votes Cast | 9 | 100.00% | 7 | 2 | 0 |
| Overvotes | 0 | | 0 | 0 | 0 |
| Undervotes | 89 | | 57 | 32 | 0 |

New Castle 5-2

DEM MEMBER OF DEMOCRATIC COUNTY COMMITTEE - FEMALE New Castle 5-2

Vote For 1

| | TOTAL | VOTE % | ELECTIO N DAY | MAIL VOTE | PROVISI ONAL |
|------------------|-------|---------|------------------|--------------|-----------------|
| Write-In Totals | 7 | 100.00% | 4 | 3 | 0 |
| Total Votes Cast | 7 | 100.00% | 4 | 3 | 0 |
| Overvotes | 0 | | 0 | 0 | 0 |
| Undervotes | 91 | | 60 | 31 | 0 |

REP UNITED STATES SENATOR

Vote For 1

| | TOTAL | VOTE % | ELECTIO N DAY | MAIL VOTE | PROVISI ONAL |
|------------------|-------|---------|------------------|--------------|-----------------|
| KATHY BARNETTE | 9 | 13.85% | 7 | 2 | 0 |
| MEHMET OZ | 34 | 52.31% | 32 | 2 | 0 |
| GEORGE BOCHETTO | 1 | 1.54% | 1 | 0 | 0 |
| JEFF BARTOS | 2 | 3.08% | 2 | 0 | 0 |
| DAVE MCCORMICK | 13 | 20.00% | 13 | 0 | 0 |
| SEAN GALE | 0 | 0.00% | 0 | 0 | 0 |
| CARLA SANDS | 5 | 7.69% | 5 | 0 | 0 |
| Write-In Totals | 1 | 1.54% | 1 | 0 | 0 |
| Total Votes Cast | 65 | 100.00% | 61 | 4 | 0 |
| Overvotes | 0 | | 0 | 0 | 0 |
| Undervotes | 2 | | 2 | 0 | 0 |

REP GOVERNOR

Vote For 1

| | TOTAL | VOTE % | ELECTIO N DAY | MAIL VOTE | PROVISI ONAL |
|---------------------|-------|---------|------------------|--------------|-----------------|
| LOU BARLETTA | 10 | 15.38% | 9 | 1 | 0 |
| DOUGLAS V MASTRIANO | 33 | 50.77% | 31 | 2 | 0 |
| NCHE ZAMA | 0 | 0.00% | 0 | 0 | 0 |
| DAVE WHITE | 8 | 12.31% | 8 | 0 | 0 |
| MELISSA HART | 5 | 7.69% | 5 | 0 | 0 |
| BILL MCSWAIN | 7 | 10.77% | 6 | 1 | 0 |
| CHARLIE GEROW | 0 | 0.00% | 0 | 0 | 0 |
| JOE GALE | 0 | 0.00% | 0 | 0 | 0 |
| JAKE CORMAN | 1 | 1.54% | 1 | 0 | 0 |
| Write-In Totals | 1 | 1.54% | 1 | 0 | 0 |
| Total Votes Cast | 65 | 100.00% | 61 | 4 | 0 |
| Overvotes | 0 | | 0 | 0 | 0 |
| Undervotes | 2 | | 2 | 0 | 0 |

New Castle 5-2

REP LIEUTENANT GOVERNOR

Vote For 1

| | TOTAL | VOTE % | ELECTIO N DAY | MAIL VOTE | PROVISI ONAL |
|-----------------------|-------|---------|------------------|--------------|-----------------|
| CLARICE SCHILLINGER | 2 | 3.03% | 2 | 0 | 0 |
| JAMES EARL JONES | 0 | 0.00% | 0 | 0 | 0 |
| RICK SACCONI | 9 | 13.64% | 7 | 2 | 0 |
| JOHN BROWN | 1 | 1.52% | 1 | 0 | 0 |
| CHRIS FRYE | 37 | 56.06% | 36 | 1 | 0 |
| JEFF COLEMAN | 2 | 3.03% | 2 | 0 | 0 |
| RUSS DIAMOND | 1 | 1.52% | 0 | 1 | 0 |
| CARRIE LEWIS DELROSSO | 9 | 13.64% | 9 | 0 | 0 |
| TEDDY DANIELS | 3 | 4.55% | 3 | 0 | 0 |
| Write-In Totals | 2 | 3.03% | 2 | 0 | 0 |
| Total Votes Cast | 66 | 100.00% | 62 | 4 | 0 |
| Overvotes | 0 | | 0 | 0 | 0 |
| Undervotes | 1 | | 1 | 0 | 0 |

REP REPRESENTATIVE IN CONGRESS 16TH DISTRICT

Vote For 1

| | TOTAL | VOTE % | ELECTIO N DAY | MAIL VOTE | PROVISI ONAL |
|------------------|-------|---------|------------------|--------------|-----------------|
| MIKE KELLY | 58 | 98.31% | 54 | 4 | 0 |
| Write-In Totals | 1 | 1.69% | 1 | 0 | 0 |
| Total Votes Cast | 59 | 100.00% | 55 | 4 | 0 |
| Overvotes | 0 | | 0 | 0 | 0 |
| Undervotes | 8 | | 8 | 0 | 0 |

REP SENATOR IN THE GENERAL ASSEMBLY 50TH DISTRICT

Vote For 1

| | TOTAL | VOTE % | ELECTIO N DAY | MAIL VOTE | PROVISI ONAL |
|------------------|-------|---------|------------------|--------------|-----------------|
| MICHELE BROOKS | 53 | 98.15% | 49 | 4 | 0 |
| Write-In Totals | 1 | 1.85% | 1 | 0 | 0 |
| Total Votes Cast | 54 | 100.00% | 50 | 4 | 0 |
| Overvotes | 0 | | 0 | 0 | 0 |
| Undervotes | 13 | | 13 | 0 | 0 |

REP REPRESENTATIVE IN THE GENERAL ASSEMBLY 9TH DISTRICT






Vote For 1

| | TOTAL | VOTE % | ELECTIO N DAY | MAIL VOTE | PROVISI ONAL |
|-------------------|-------|---------|------------------|--------------|-----------------|
| DARRYL AUDIA | 21 | 32.81% | 19 | 2 | 0 |
| NICK KERIN | 19 | 29.69% | 17 | 2 | 0 |
| MARLA GALLO BROWN | 23 | 35.94% | 23 | 0 | 0 |
| Write-In Totals | 1 | 1.56% | 1 | 0 | 0 |
| Total Votes Cast | 64 | 100.00% | 60 | 4 | 0 |
| Overvotes | 0 | | 0 | 0 | 0 |
| Undervotes | 3 | | 3 | 0 | 0 |

New Castle 5-2

REP MEMBER OF REPUBLICAN STATE COMMITTEE

Vote For 2

| | TOTAL | VOTE % | ELECTIO N DAY | MAIL VOTE | PROVISI ONAL |
|------------------|-------|---|------------------|--------------|-----------------|
| SHERRY J PATTON | 22 | 22.92%  | 21 | 1 | 0 |
| JEANIE STEELE | 26 | 27.08%  | 23 | 3 | 0 |
| DALE TURNER | 47 | 48.96%  | 45 | 2 | 0 |
| Write-In Totals | 1 | 1.04%  | 1 | 0 | 0 |
| Total Votes Cast | 96 | 100.00%  | 90 | 6 | 0 |
| Overvotes | 0 | | 0 | 0 | 0 |
| Undervotes | 38 | | 36 | 2 | 0 |

New Castle 6-1

Statistics

| | TOTAL | ELECTIO N DAY | MAIL VOTE | PROVISI ONAL |
|---------------------------------|--------|------------------|--------------|-----------------|
| Registered Voters - Total | 574 | | | |
| Registered Voters - DEMOCRATIC | 438 | | | |
| Registered Voters - REPUBLICAN | 63 | | | |
| Registered Voters - NONPARTISAN | 73 | | | |
| Ballots Cast - Total | 100 | 75 | 25 | 0 |
| Ballots Cast - DEMOCRATIC | 84 | 60 | 24 | 0 |
| Ballots Cast - REPUBLICAN | 16 | 15 | 1 | 0 |
| Ballots Cast - NONPARTISAN | 0 | 0 | 0 | 0 |
| Ballots Cast - Blank | 0 | 0 | 0 | 0 |
| Voter Turnout - Total | 17.42% | | | |
| Voter Turnout - DEMOCRATIC | 19.18% | | | |
| Voter Turnout - REPUBLICAN | 25.40% | | | |
| Voter Turnout - NONPARTISAN | 0.00% | | | |

DEM UNITED STATES SENATOR

Vote For 1

| | TOTAL | VOTE % | ELECTIO N DAY | MAIL VOTE | PROVISI ONAL |
|------------------|-------|---------|------------------|--------------|-----------------|
| ALEX KHALIL | 1 | 1.25% | 0 | 1 | 0 |
| CONOR LAMB | 21 | 26.25% | 10 | 11 | 0 |
| MALCOLM KENYATTA | 5 | 6.25% | 3 | 2 | 0 |
| JOHN FETTERMAN | 51 | 63.75% | 41 | 10 | 0 |
| Write-In Totals | 2 | 2.50% | 2 | 0 | 0 |
| Total Votes Cast | 80 | 100.00% | 56 | 24 | 0 |
| Overvotes | 1 | | 1 | 0 | 0 |
| Undervotes | 3 | | 3 | 0 | 0 |

DEM GOVERNOR

Vote For 1

| | TOTAL | VOTE % | ELECTIO N DAY | MAIL VOTE | PROVISI ONAL |
|------------------|-------|---------|------------------|--------------|-----------------|
| JOSH SHAPIRO | 74 | 98.67% | 52 | 22 | 0 |
| Write-In Totals | 1 | 1.33% | 1 | 0 | 0 |
| Total Votes Cast | 75 | 100.00% | 53 | 22 | 0 |
| Overvotes | 0 | | 0 | 0 | 0 |
| Undervotes | 9 | | 7 | 2 | 0 |

DEM LIEUTENANT GOVERNOR

Vote For 1

| | TOTAL | VOTE % | ELECTIO N DAY | MAIL VOTE | PROVISI ONAL |
|------------------|-------|---------|------------------|--------------|-----------------|
| AUSTIN DAVIS | 61 | 77.22% | 46 | 15 | 0 |
| RAY SOSA | 3 | 3.80% | 3 | 0 | 0 |
| BRIAN SIMS | 11 | 13.92% | 4 | 7 | 0 |
| Write-In Totals | 4 | 5.06% | 2 | 2 | 0 |
| Total Votes Cast | 79 | 100.00% | 55 | 24 | 0 |
| Overvotes | 0 | | 0 | 0 | 0 |
| Undervotes | 5 | | 5 | 0 | 0 |

New Castle 6-1

DEM REPRESENTATIVE IN CONGRESS 16TH DISTRICT

Vote For 1

| | TOTAL | VOTE % | ELECTIO N DAY | MAIL VOTE | PROVISI ONAL |
|------------------|-------|---------|------------------|--------------|-----------------|
| DAN PASTORE | 8 | 9.76% | 3 | 5 | 0 |
| RICK TELESZ | 71 | 86.59% | 52 | 19 | 0 |
| Write-In Totals | 3 | 3.66% | 3 | 0 | 0 |
| Total Votes Cast | 82 | 100.00% | 58 | 24 | 0 |
| Overvotes | 0 | | 0 | 0 | 0 |
| Undervotes | 2 | | 2 | 0 | 0 |

DEM SENATOR IN THE GENERAL ASSEMBLY 50TH DISTRICT

Vote For 1

| | TOTAL | VOTE % | ELECTIO N DAY | MAIL VOTE | PROVISI ONAL |
|------------------|-------|---------|------------------|--------------|-----------------|
| RIANNA CZECH | 63 | 95.45% | 42 | 21 | 0 |
| Write-In Totals | 3 | 4.55% | 3 | 0 | 0 |
| Total Votes Cast | 66 | 100.00% | 45 | 21 | 0 |
| Overvotes | 0 | | 0 | 0 | 0 |
| Undervotes | 18 | | 15 | 3 | 0 |

DEM REPRESENTATIVE IN THE GENERAL ASSEMBLY 9TH DISTRICT

Vote For 1

| | TOTAL | VOTE % | ELECTIO N DAY | MAIL VOTE | PROVISI ONAL |
|------------------|-------|---------|------------------|--------------|-----------------|
| CHRIS SAINATO | 82 | 98.80% | 58 | 24 | 0 |
| Write-In Totals | 1 | 1.20% | 1 | 0 | 0 |
| Total Votes Cast | 83 | 100.00% | 59 | 24 | 0 |
| Overvotes | 0 | | 0 | 0 | 0 |
| Undervotes | 1 | | 1 | 0 | 0 |

DEM MEMBER OF DEMOCRATIC STATE COMMITTEE

Vote For 2

| | TOTAL | VOTE % | ELECTIO N DAY | MAIL VOTE | PROVISI ONAL |
|-------------------|-------|---------|------------------|--------------|-----------------|
| MIRA LOU THOMPSON | 76 | 95.00% | 54 | 22 | 0 |
| Write-In Totals | 4 | 5.00% | 4 | 0 | 0 |
| Total Votes Cast | 80 | 100.00% | 58 | 22 | 0 |
| Overvotes | 0 | | 0 | 0 | 0 |
| Undervotes | 88 | | 62 | 26 | 0 |

DEM MEMBER OF DEMOCRATIC COUNTY COMMITTEE - MALE New Castle 6-1

Vote For 1

| | TOTAL | VOTE % | ELECTIO N DAY | MAIL VOTE | PROVISI ONAL |
|------------------|-------|---------|------------------|--------------|-----------------|
| Write-In Totals | 14 | 100.00% | 8 | 6 | 0 |
| Total Votes Cast | 14 | 100.00% | 8 | 6 | 0 |
| Overvotes | 0 | | 0 | 0 | 0 |
| Undervotes | 70 | | 52 | 18 | 0 |

New Castle 6-1

DEM MEMBER OF DEMOCRATIC COUNTY COMMITTEE - FEMALE New Castle 6-1

Vote For 1

| | TOTAL | VOTE % | ELECTIO N DAY | MAIL VOTE | PROVISI ONAL |
|------------------|-------|---------|------------------|--------------|-----------------|
| Write-In Totals | 16 | 100.00% | 13 | 3 | 0 |
| Total Votes Cast | 16 | 100.00% | 13 | 3 | 0 |
| Overvotes | 0 | | 0 | 0 | 0 |
| Undervotes | 68 | | 47 | 21 | 0 |

REP UNITED STATES SENATOR

Vote For 1

| | TOTAL | VOTE % | ELECTIO N DAY | MAIL VOTE | PROVISI ONAL |
|------------------|-------|---------|------------------|--------------|-----------------|
| KATHY BARNETTE | 6 | 40.00% | 5 | 1 | 0 |
| MEHMET OZ | 3 | 20.00% | 3 | 0 | 0 |
| GEORGE BOCHETTO | 0 | 0.00% | 0 | 0 | 0 |
| JEFF BARTOS | 1 | 6.67% | 1 | 0 | 0 |
| DAVE MCCORMICK | 5 | 33.33% | 5 | 0 | 0 |
| SEAN GALE | 0 | 0.00% | 0 | 0 | 0 |
| CARLA SANDS | 0 | 0.00% | 0 | 0 | 0 |
| Write-In Totals | 0 | 0.00% | 0 | 0 | 0 |
| Total Votes Cast | 15 | 100.00% | 14 | 1 | 0 |
| Overvotes | 0 | | 0 | 0 | 0 |
| Undervotes | 1 | | 1 | 0 | 0 |

REP GOVERNOR

Vote For 1

| | TOTAL | VOTE % | ELECTIO N DAY | MAIL VOTE | PROVISI ONAL |
|---------------------|-------|---------|------------------|--------------|-----------------|
| LOU BARLETTA | 2 | 12.50% | 2 | 0 | 0 |
| DOUGLAS V MASTRIANO | 10 | 62.50% | 9 | 1 | 0 |
| NCHE ZAMA | 0 | 0.00% | 0 | 0 | 0 |
| DAVE WHITE | 1 | 6.25% | 1 | 0 | 0 |
| MELISSA HART | 1 | 6.25% | 1 | 0 | 0 |
| BILL MCSWAIN | 2 | 12.50% | 2 | 0 | 0 |
| CHARLIE GEROW | 0 | 0.00% | 0 | 0 | 0 |
| JOE GALE | 0 | 0.00% | 0 | 0 | 0 |
| JAKE CORMAN | 0 | 0.00% | 0 | 0 | 0 |
| Write-In Totals | 0 | 0.00% | 0 | 0 | 0 |
| Total Votes Cast | 16 | 100.00% | 15 | 1 | 0 |
| Overvotes | 0 | | 0 | 0 | 0 |
| Undervotes | 0 | | 0 | 0 | 0 |

New Castle 6-1

REP LIEUTENANT GOVERNOR

Vote For 1

| | TOTAL | VOTE % | ELECTIO N DAY | MAIL VOTE | PROVISI ONAL |
|-----------------------|-------|---------|------------------|--------------|-----------------|
| CLARICE SCHILLINGER | 0 | 0.00% | 0 | 0 | 0 |
| JAMES EARL JONES | 1 | 6.25% | 1 | 0 | 0 |
| RICK SACCONI | 3 | 18.75% | 2 | 1 | 0 |
| JOHN BROWN | 0 | 0.00% | 0 | 0 | 0 |
| CHRIS FRYE | 10 | 62.50% | 10 | 0 | 0 |
| JEFF COLEMAN | 0 | 0.00% | 0 | 0 | 0 |
| RUSS DIAMOND | 0 | 0.00% | 0 | 0 | 0 |
| CARRIE LEWIS DELROSSO | 0 | 0.00% | 0 | 0 | 0 |
| TEDDY DANIELS | 2 | 12.50% | 2 | 0 | 0 |
| Write-In Totals | 0 | 0.00% | 0 | 0 | 0 |
| Total Votes Cast | 16 | 100.00% | 15 | 1 | 0 |
| Overvotes | 0 | | 0 | 0 | 0 |
| Undervotes | 0 | | 0 | 0 | 0 |

REP REPRESENTATIVE IN CONGRESS 16TH DISTRICT

Vote For 1

| | TOTAL | VOTE % | ELECTIO N DAY | MAIL VOTE | PROVISI ONAL |
|------------------|-------|---------|------------------|--------------|-----------------|
| MIKE KELLY | 12 | 85.71% | 11 | 1 | 0 |
| Write-In Totals | 2 | 14.29% | 2 | 0 | 0 |
| Total Votes Cast | 14 | 100.00% | 13 | 1 | 0 |
| Overvotes | 0 | | 0 | 0 | 0 |
| Undervotes | 2 | | 2 | 0 | 0 |

REP SENATOR IN THE GENERAL ASSEMBLY 50TH DISTRICT

Vote For 1

| | TOTAL | VOTE % | ELECTIO N DAY | MAIL VOTE | PROVISI ONAL |
|------------------|-------|---------|------------------|--------------|-----------------|
| MICHELE BROOKS | 14 | 93.33% | 13 | 1 | 0 |
| Write-In Totals | 1 | 6.67% | 1 | 0 | 0 |
| Total Votes Cast | 15 | 100.00% | 14 | 1 | 0 |
| Overvotes | 0 | | 0 | 0 | 0 |
| Undervotes | 1 | | 1 | 0 | 0 |

REP REPRESENTATIVE IN THE GENERAL ASSEMBLY 9TH DISTRICT






Vote For 1

| | TOTAL | VOTE % | ELECTIO N DAY | MAIL VOTE | PROVISI ONAL |
|-------------------|-------|---------|------------------|--------------|-----------------|
| DARRYL AUDIA | 1 | 6.25% | 1 | 0 | 0 |
| NICK KERIN | 10 | 62.50% | 9 | 1 | 0 |
| MARLA GALLO BROWN | 4 | 25.00% | 4 | 0 | 0 |
| Write-In Totals | 1 | 6.25% | 1 | 0 | 0 |
| Total Votes Cast | 16 | 100.00% | 15 | 1 | 0 |
| Overvotes | 0 | | 0 | 0 | 0 |
| Undervotes | 0 | | 0 | 0 | 0 |

New Castle 6-1

REP MEMBER OF REPUBLICAN STATE COMMITTEE

Vote For 2

| | TOTAL | VOTE % | ELECTIO N DAY | MAIL VOTE | PROVISI ONAL |
|------------------|-------|---|------------------|--------------|-----------------|
| SHERRY J PATTON | 8 | 30.77%  | 7 | 1 | 0 |
| JEANIE STEELE | 7 | 26.92%  | 7 | 0 | 0 |
| DALE TURNER | 10 | 38.46%  | 9 | 1 | 0 |
| Write-In Totals | 1 | 3.85%  | 1 | 0 | 0 |
| Total Votes Cast | 26 | 100.00%  | 24 | 2 | 0 |
| Overvotes | 0 | | 0 | 0 | 0 |
| Undervotes | 6 | | 6 | 0 | 0 |

New Castle 7-1

Statistics

| | TOTAL | ELECTIO N DAY | MAIL VOTE | PROVISI ONAL |
|---------------------------------|--------|------------------|--------------|-----------------|
| Registered Voters - Total | 902 | | | |
| Registered Voters - DEMOCRATIC | 482 | | | |
| Registered Voters - REPUBLICAN | 301 | | | |
| Registered Voters - NONPARTISAN | 119 | | | |
| Ballots Cast - Total | 237 | 171 | 66 | 0 |
| Ballots Cast - DEMOCRATIC | 136 | 87 | 49 | 0 |
| Ballots Cast - REPUBLICAN | 101 | 84 | 17 | 0 |
| Ballots Cast - NONPARTISAN | 0 | 0 | 0 | 0 |
| Ballots Cast - Blank | 0 | 0 | 0 | 0 |
| Voter Turnout - Total | 26.27% | | | |
| Voter Turnout - DEMOCRATIC | 28.22% | | | |
| Voter Turnout - REPUBLICAN | 33.55% | | | |
| Voter Turnout - NONPARTISAN | 0.00% | | | |

DEM UNITED STATES SENATOR

Vote For 1

| | TOTAL | VOTE % | ELECTIO N DAY | MAIL VOTE | PROVISI ONAL |
|------------------|-------|---------|------------------|--------------|-----------------|
| ALEX KHALIL | 4 | 3.10% | 2 | 2 | 0 |
| CONOR LAMB | 47 | 36.43% | 29 | 18 | 0 |
| MALCOLM KENYATTA | 2 | 1.55% | 2 | 0 | 0 |
| JOHN FETTERMAN | 73 | 56.59% | 44 | 29 | 0 |
| Write-In Totals | 3 | 2.33% | 3 | 0 | 0 |
| Total Votes Cast | 129 | 100.00% | 80 | 49 | 0 |
| Overvotes | 1 | | 1 | 0 | 0 |
| Undervotes | 6 | | 6 | 0 | 0 |

DEM GOVERNOR

Vote For 1

| | TOTAL | VOTE % | ELECTIO N DAY | MAIL VOTE | PROVISI ONAL |
|------------------|-------|---------|------------------|--------------|-----------------|
| JOSH SHAPIRO | 121 | 98.37% | 73 | 48 | 0 |
| Write-In Totals | 2 | 1.63% | 2 | 0 | 0 |
| Total Votes Cast | 123 | 100.00% | 75 | 48 | 0 |
| Overvotes | 0 | | 0 | 0 | 0 |
| Undervotes | 13 | | 12 | 1 | 0 |

DEM LIEUTENANT GOVERNOR

Vote For 1

| | TOTAL | VOTE % | ELECTIO N DAY | MAIL VOTE | PROVISI ONAL |
|------------------|-------|---------|------------------|--------------|-----------------|
| AUSTIN DAVIS | 85 | 68.55% | 51 | 34 | 0 |
| RAY SOSA | 13 | 10.48% | 8 | 5 | 0 |
| BRIAN SIMS | 24 | 19.35% | 17 | 7 | 0 |
| Write-In Totals | 2 | 1.61% | 2 | 0 | 0 |
| Total Votes Cast | 124 | 100.00% | 78 | 46 | 0 |
| Overvotes | 0 | | 0 | 0 | 0 |
| Undervotes | 12 | | 9 | 3 | 0 |

New Castle 7-1

DEM REPRESENTATIVE IN CONGRESS 16TH DISTRICT

Vote For 1

| | TOTAL | VOTE % | ELECTIO N DAY | MAIL VOTE | PROVISI ONAL |
|------------------|-------|---------|------------------|--------------|-----------------|
| DAN PASTORE | 15 | 11.45% | 9 | 6 | 0 |
| RICK TELESZ | 115 | 87.79% | 73 | 42 | 0 |
| Write-In Totals | 1 | 0.76% | 1 | 0 | 0 |
| Total Votes Cast | 131 | 100.00% | 83 | 48 | 0 |
| Overvotes | 0 | | 0 | 0 | 0 |
| Undervotes | 5 | | 4 | 1 | 0 |

DEM SENATOR IN THE GENERAL ASSEMBLY 50TH DISTRICT

Vote For 1

| | TOTAL | VOTE % | ELECTIO N DAY | MAIL VOTE | PROVISI ONAL |
|------------------|-------|---------|------------------|--------------|-----------------|
| RIANNA CZECH | 109 | 98.20% | 67 | 42 | 0 |
| Write-In Totals | 2 | 1.80% | 2 | 0 | 0 |
| Total Votes Cast | 111 | 100.00% | 69 | 42 | 0 |
| Overvotes | 0 | | 0 | 0 | 0 |
| Undervotes | 25 | | 18 | 7 | 0 |

DEM REPRESENTATIVE IN THE GENERAL ASSEMBLY 9TH DISTRICT

Vote For 1

| | TOTAL | VOTE % | ELECTIO N DAY | MAIL VOTE | PROVISI ONAL |
|------------------|-------|---------|------------------|--------------|-----------------|
| CHRIS SAINATO | 126 | 96.92% | 78 | 48 | 0 |
| Write-In Totals | 4 | 3.08% | 3 | 1 | 0 |
| Total Votes Cast | 130 | 100.00% | 81 | 49 | 0 |
| Overvotes | 0 | | 0 | 0 | 0 |
| Undervotes | 6 | | 6 | 0 | 0 |

DEM MEMBER OF DEMOCRATIC STATE COMMITTEE

Vote For 2

| | TOTAL | VOTE % | ELECTIO N DAY | MAIL VOTE | PROVISI ONAL |
|-------------------|-------|---------|------------------|--------------|-----------------|
| MIRA LOU THOMPSON | 116 | 92.80% | 72 | 44 | 0 |
| Write-In Totals | 9 | 7.20% | 7 | 2 | 0 |
| Total Votes Cast | 125 | 100.00% | 79 | 46 | 0 |
| Overvotes | 0 | | 0 | 0 | 0 |
| Undervotes | 147 | | 95 | 52 | 0 |

DEM MEMBER OF DEMOCRATIC COUNTY COMMITTEE - MALE New Castle 7-1

Vote For 1

| | TOTAL | VOTE % | ELECTIO N DAY | MAIL VOTE | PROVISI ONAL |
|------------------|-------|---------|------------------|--------------|-----------------|
| RONALD D NIX SR | 108 | 94.74% | 66 | 42 | 0 |
| Write-In Totals | 6 | 5.26% | 6 | 0 | 0 |
| Total Votes Cast | 114 | 100.00% | 72 | 42 | 0 |
| Overvotes | 0 | | 0 | 0 | 0 |
| Undervotes | 22 | | 15 | 7 | 0 |

New Castle 7-1

DEM MEMBER OF DEMOCRATIC COUNTY COMMITTEE - FEMALE New Castle 7-1

Vote For 1

| | TOTAL | VOTE % | ELECTIO N DAY | MAIL VOTE | PROVISI ONAL |
|------------------|-------|---------|------------------|--------------|-----------------|
| CIARA K BUCK | 116 | 96.67% | 72 | 44 | 0 |
| Write-In Totals | 4 | 3.33% | 4 | 0 | 0 |
| Total Votes Cast | 120 | 100.00% | 76 | 44 | 0 |
| Overvotes | 0 | | 0 | 0 | 0 |
| Undervotes | 16 | | 11 | 5 | 0 |

REP UNITED STATES SENATOR

Vote For 1

| | TOTAL | VOTE % | ELECTIO N DAY | MAIL VOTE | PROVISI ONAL |
|------------------|-------|---------|------------------|--------------|-----------------|
| KATHY BARNETTE | 16 | 16.16% | 14 | 2 | 0 |
| MEHMET OZ | 50 | 50.51% | 42 | 8 | 0 |
| GEORGE BOCHETTO | 0 | 0.00% | 0 | 0 | 0 |
| JEFF BARTOS | 1 | 1.01% | 0 | 1 | 0 |
| DAVE MCCORMICK | 25 | 25.25% | 21 | 4 | 0 |
| SEAN GALE | 0 | 0.00% | 0 | 0 | 0 |
| CARLA SANDS | 7 | 7.07% | 5 | 2 | 0 |
| Write-In Totals | 0 | 0.00% | 0 | 0 | 0 |
| Total Votes Cast | 99 | 100.00% | 82 | 17 | 0 |
| Overvotes | 0 | | 0 | 0 | 0 |
| Undervotes | 2 | | 2 | 0 | 0 |

REP GOVERNOR

Vote For 1

| | TOTAL | VOTE % | ELECTIO N DAY | MAIL VOTE | PROVISI ONAL |
|---------------------|-------|---------|------------------|--------------|-----------------|
| LOU BARLETTA | 15 | 15.00% | 12 | 3 | 0 |
| DOUGLAS V MASTRIANO | 58 | 58.00% | 58 | 0 | 0 |
| NCHE ZAMA | 0 | 0.00% | 0 | 0 | 0 |
| DAVE WHITE | 4 | 4.00% | 1 | 3 | 0 |
| MELISSA HART | 8 | 8.00% | 3 | 5 | 0 |
| BILL MCSWAIN | 11 | 11.00% | 7 | 4 | 0 |
| CHARLIE GEROW | 0 | 0.00% | 0 | 0 | 0 |
| JOE GALE | 2 | 2.00% | 2 | 0 | 0 |
| JAKE CORMAN | 2 | 2.00% | 0 | 2 | 0 |
| Write-In Totals | 0 | 0.00% | 0 | 0 | 0 |
| Total Votes Cast | 100 | 100.00% | 83 | 17 | 0 |
| Overvotes | 0 | | 0 | 0 | 0 |
| Undervotes | 1 | | 1 | 0 | 0 |

New Castle 7-1

REP LIEUTENANT GOVERNOR

Vote For 1

| | TOTAL | VOTE % | ELECTIO N DAY | MAIL VOTE | PROVISI ONAL |
|-----------------------|-------|---------|------------------|--------------|-----------------|
| CLARICE SCHILLINGER | 2 | 2.06% | 2 | 0 | 0 |
| JAMES EARL JONES | 2 | 2.06% | 2 | 0 | 0 |
| RICK SACCONI | 9 | 9.28% | 6 | 3 | 0 |
| JOHN BROWN | 0 | 0.00% | 0 | 0 | 0 |
| CHRIS FRYE | 53 | 54.64% | 45 | 8 | 0 |
| JEFF COLEMAN | 1 | 1.03% | 0 | 1 | 0 |
| RUSS DIAMOND | 1 | 1.03% | 1 | 0 | 0 |
| CARRIE LEWIS DELROSSO | 27 | 27.84% | 24 | 3 | 0 |
| TEDDY DANIELS | 2 | 2.06% | 1 | 1 | 0 |
| Write-In Totals | 0 | 0.00% | 0 | 0 | 0 |
| Total Votes Cast | 97 | 100.00% | 81 | 16 | 0 |
| Overvotes | 0 | | 0 | 0 | 0 |
| Undervotes | 4 | | 3 | 1 | 0 |

REP REPRESENTATIVE IN CONGRESS 16TH DISTRICT

Vote For 1

| | TOTAL | VOTE % | ELECTIO N DAY | MAIL VOTE | PROVISI ONAL |
|------------------|-------|---------|------------------|--------------|-----------------|
| MIKE KELLY | 95 | 100.00% | 80 | 15 | 0 |
| Write-In Totals | 0 | 0.00% | 0 | 0 | 0 |
| Total Votes Cast | 95 | 100.00% | 80 | 15 | 0 |
| Overvotes | 0 | | 0 | 0 | 0 |
| Undervotes | 6 | | 4 | 2 | 0 |

REP SENATOR IN THE GENERAL ASSEMBLY 50TH DISTRICT

Vote For 1

| | TOTAL | VOTE % | ELECTIO N DAY | MAIL VOTE | PROVISI ONAL |
|------------------|-------|---------|------------------|--------------|-----------------|
| MICHELE BROOKS | 86 | 100.00% | 74 | 12 | 0 |
| Write-In Totals | 0 | 0.00% | 0 | 0 | 0 |
| Total Votes Cast | 86 | 100.00% | 74 | 12 | 0 |
| Overvotes | 0 | | 0 | 0 | 0 |
| Undervotes | 15 | | 10 | 5 | 0 |

REP REPRESENTATIVE IN THE GENERAL ASSEMBLY 9TH DISTRICT






Vote For 1

| | TOTAL | VOTE % | ELECTIO N DAY | MAIL VOTE | PROVISI ONAL |
|-------------------|-------|---------|------------------|--------------|-----------------|
| DARRYL AUDIA | 15 | 15.31% | 10 | 5 | 0 |
| NICK KERIN | 36 | 36.73% | 29 | 7 | 0 |
| MARLA GALLO BROWN | 44 | 44.90% | 39 | 5 | 0 |
| Write-In Totals | 3 | 3.06% | 3 | 0 | 0 |
| Total Votes Cast | 98 | 100.00% | 81 | 17 | 0 |
| Overvotes | 0 | | 0 | 0 | 0 |
| Undervotes | 3 | | 3 | 0 | 0 |

New Castle 7-1

REP MEMBER OF REPUBLICAN STATE COMMITTEE

Vote For 2

| | TOTAL | VOTE % | | ELECTIO N DAY | MAIL VOTE | PROVISI ONAL |
|------------------|-------|---------|---|------------------|--------------|-----------------|
| SHERRY J PATTON | 42 | 27.81% |  | 33 | 9 | 0 |
| JEANIE STEELE | 31 | 20.53% |  | 26 | 5 | 0 |
| DALE TURNER | 78 | 51.66% |  | 65 | 13 | 0 |
| Write-In Totals | 0 | 0.00% |  | 0 | 0 | 0 |
| Total Votes Cast | 151 | 100.00% |  | 124 | 27 | 0 |
| Overvotes | 2 | | | 2 | 0 | 0 |
| Undervotes | 49 | | | 42 | 7 | 0 |

New Castle 8-1

Statistics

| | TOTAL | ELECTIO N DAY | MAIL VOTE | PROVISI ONAL |
|---------------------------------|--------|------------------|--------------|-----------------|
| Registered Voters - Total | 535 | | | |
| Registered Voters - DEMOCRATIC | 324 | | | |
| Registered Voters - REPUBLICAN | 134 | | | |
| Registered Voters - NONPARTISAN | 77 | | | |
| Ballots Cast - Total | 104 | 72 | 32 | 0 |
| Ballots Cast - DEMOCRATIC | 74 | 43 | 31 | 0 |
| Ballots Cast - REPUBLICAN | 30 | 29 | 1 | 0 |
| Ballots Cast - NONPARTISAN | 0 | 0 | 0 | 0 |
| Ballots Cast - Blank | 0 | 0 | 0 | 0 |
| Voter Turnout - Total | 19.44% | | | |
| Voter Turnout - DEMOCRATIC | 22.84% | | | |
| Voter Turnout - REPUBLICAN | 22.39% | | | |
| Voter Turnout - NONPARTISAN | 0.00% | | | |

DEM UNITED STATES SENATOR

Vote For 1

| | TOTAL | VOTE % | ELECTIO N DAY | MAIL VOTE | PROVISI ONAL |
|------------------|-------|---------|------------------|--------------|-----------------|
| ALEX KHALIL | 0 | 0.00% | 0 | 0 | 0 |
| CONOR LAMB | 22 | 30.14% | 11 | 11 | 0 |
| MALCOLM KENYATTA | 0 | 0.00% | 0 | 0 | 0 |
| JOHN FETTERMAN | 48 | 65.75% | 29 | 19 | 0 |
| Write-In Totals | 3 | 4.11% | 3 | 0 | 0 |
| Total Votes Cast | 73 | 100.00% | 43 | 30 | 0 |
| Overvotes | 0 | | 0 | 0 | 0 |
| Undervotes | 1 | | 0 | 1 | 0 |

DEM GOVERNOR

Vote For 1

| | TOTAL | VOTE % | ELECTIO N DAY | MAIL VOTE | PROVISI ONAL |
|------------------|-------|---------|------------------|--------------|-----------------|
| JOSH SHAPIRO | 66 | 91.67% | 36 | 30 | 0 |
| Write-In Totals | 6 | 8.33% | 5 | 1 | 0 |
| Total Votes Cast | 72 | 100.00% | 41 | 31 | 0 |
| Overvotes | 0 | | 0 | 0 | 0 |
| Undervotes | 2 | | 2 | 0 | 0 |

DEM LIEUTENANT GOVERNOR

Vote For 1

| | TOTAL | VOTE % | ELECTIO N DAY | MAIL VOTE | PROVISI ONAL |
|------------------|-------|---------|------------------|--------------|-----------------|
| AUSTIN DAVIS | 47 | 66.20% | 22 | 25 | 0 |
| RAY SOSA | 12 | 16.90% | 10 | 2 | 0 |
| BRIAN SIMS | 5 | 7.04% | 4 | 1 | 0 |
| Write-In Totals | 7 | 9.86% | 5 | 2 | 0 |
| Total Votes Cast | 71 | 100.00% | 41 | 30 | 0 |
| Overvotes | 0 | | 0 | 0 | 0 |
| Undervotes | 3 | | 2 | 1 | 0 |

New Castle 8-1

DEM REPRESENTATIVE IN CONGRESS 16TH DISTRICT

Vote For 1

| | TOTAL | VOTE % | ELECTIO N DAY | MAIL VOTE | PROVISI ONAL |
|------------------|-------|---------|------------------|--------------|-----------------|
| DAN PASTORE | 6 | 8.45% | 3 | 3 | 0 |
| RICK TELESZ | 61 | 85.92% | 33 | 28 | 0 |
| Write-In Totals | 4 | 5.63% | 4 | 0 | 0 |
| Total Votes Cast | 71 | 100.00% | 40 | 31 | 0 |
| Overvotes | 0 | | 0 | 0 | 0 |
| Undervotes | 3 | | 3 | 0 | 0 |

DEM SENATOR IN THE GENERAL ASSEMBLY 50TH DISTRICT

Vote For 1

| | TOTAL | VOTE % | ELECTIO N DAY | MAIL VOTE | PROVISI ONAL |
|------------------|-------|---------|------------------|--------------|-----------------|
| RIANNA CZECH | 61 | 92.42% | 33 | 28 | 0 |
| Write-In Totals | 5 | 7.58% | 5 | 0 | 0 |
| Total Votes Cast | 66 | 100.00% | 38 | 28 | 0 |
| Overvotes | 0 | | 0 | 0 | 0 |
| Undervotes | 8 | | 5 | 3 | 0 |

DEM REPRESENTATIVE IN THE GENERAL ASSEMBLY 9TH DISTRICT

Vote For 1

| | TOTAL | VOTE % | ELECTIO N DAY | MAIL VOTE | PROVISI ONAL |
|------------------|-------|---------|------------------|--------------|-----------------|
| CHRIS SAINATO | 69 | 94.52% | 39 | 30 | 0 |
| Write-In Totals | 4 | 5.48% | 3 | 1 | 0 |
| Total Votes Cast | 73 | 100.00% | 42 | 31 | 0 |
| Overvotes | 0 | | 0 | 0 | 0 |
| Undervotes | 1 | | 1 | 0 | 0 |

DEM MEMBER OF DEMOCRATIC STATE COMMITTEE

Vote For 2

| | TOTAL | VOTE % | ELECTIO N DAY | MAIL VOTE | PROVISI ONAL |
|-------------------|-------|---------|------------------|--------------|-----------------|
| MIRA LOU THOMPSON | 61 | 91.04% | 31 | 30 | 0 |
| Write-In Totals | 6 | 8.96% | 6 | 0 | 0 |
| Total Votes Cast | 67 | 100.00% | 37 | 30 | 0 |
| Overvotes | 2 | | 2 | 0 | 0 |
| Undervotes | 79 | | 47 | 32 | 0 |

DEM MEMBER OF DEMOCRATIC COUNTY COMMITTEE - MALE New Castle 8-1

Vote For 1

| | TOTAL | VOTE % | ELECTIO N DAY | MAIL VOTE | PROVISI ONAL |
|------------------|-------|---------|------------------|--------------|-----------------|
| Write-In Totals | 4 | 100.00% | 4 | 0 | 0 |
| Total Votes Cast | 4 | 100.00% | 4 | 0 | 0 |
| Overvotes | 0 | | 0 | 0 | 0 |
| Undervotes | 70 | | 39 | 31 | 0 |

New Castle 8-1

DEM MEMBER OF DEMOCRATIC COUNTY COMMITTEE - FEMALE New Castle 8-1

Vote For 1

| | TOTAL | VOTE % | ELECTIO N DAY | MAIL VOTE | PROVISI ONAL |
|------------------|-------|---------|------------------|--------------|-----------------|
| Write-In Totals | 8 | 100.00% | 8 | 0 | 0 |
| Total Votes Cast | 8 | 100.00% | 8 | 0 | 0 |
| Overvotes | 0 | | 0 | 0 | 0 |
| Undervotes | 66 | | 35 | 31 | 0 |

REP UNITED STATES SENATOR

Vote For 1

| | TOTAL | VOTE % | ELECTIO N DAY | MAIL VOTE | PROVISI ONAL |
|------------------|-------|---------|------------------|--------------|-----------------|
| KATHY BARNETTE | 8 | 26.67% | 8 | 0 | 0 |
| MEHMET OZ | 11 | 36.67% | 10 | 1 | 0 |
| GEORGE BOCHETTO | 1 | 3.33% | 1 | 0 | 0 |
| JEFF BARTOS | 0 | 0.00% | 0 | 0 | 0 |
| DAVE MCCORMICK | 8 | 26.67% | 8 | 0 | 0 |
| SEAN GALE | 0 | 0.00% | 0 | 0 | 0 |
| CARLA SANDS | 2 | 6.67% | 2 | 0 | 0 |
| Write-In Totals | 0 | 0.00% | 0 | 0 | 0 |
| Total Votes Cast | 30 | 100.00% | 29 | 1 | 0 |
| Overvotes | 0 | | 0 | 0 | 0 |
| Undervotes | 0 | | 0 | 0 | 0 |

REP GOVERNOR

Vote For 1

| | TOTAL | VOTE % | ELECTIO N DAY | MAIL VOTE | PROVISI ONAL |
|---------------------|-------|---------|------------------|--------------|-----------------|
| LOU BARLETTA | 4 | 13.33% | 4 | 0 | 0 |
| DOUGLAS V MASTRIANO | 13 | 43.33% | 13 | 0 | 0 |
| NCHE ZAMA | 0 | 0.00% | 0 | 0 | 0 |
| DAVE WHITE | 3 | 10.00% | 3 | 0 | 0 |
| MELISSA HART | 5 | 16.67% | 5 | 0 | 0 |
| BILL MCSWAIN | 4 | 13.33% | 3 | 1 | 0 |
| CHARLIE GEROW | 1 | 3.33% | 1 | 0 | 0 |
| JOE GALE | 0 | 0.00% | 0 | 0 | 0 |
| JAKE CORMAN | 0 | 0.00% | 0 | 0 | 0 |
| Write-In Totals | 0 | 0.00% | 0 | 0 | 0 |
| Total Votes Cast | 30 | 100.00% | 29 | 1 | 0 |
| Overvotes | 0 | | 0 | 0 | 0 |
| Undervotes | 0 | | 0 | 0 | 0 |

New Castle 8-1

REP LIEUTENANT GOVERNOR

Vote For 1

| | TOTAL | VOTE % | ELECTIO N DAY | MAIL VOTE | PROVISI ONAL |
|-----------------------|-------|---------|------------------|--------------|-----------------|
| CLARICE SCHILLINGER | 0 | 0.00% | 0 | 0 | 0 |
| JAMES EARL JONES | 3 | 10.00% | 3 | 0 | 0 |
| RICK SACCONI | 2 | 6.67% | 2 | 0 | 0 |
| JOHN BROWN | 2 | 6.67% | 2 | 0 | 0 |
| CHRIS FRYE | 14 | 46.67% | 13 | 1 | 0 |
| JEFF COLEMAN | 0 | 0.00% | 0 | 0 | 0 |
| RUSS DIAMOND | 0 | 0.00% | 0 | 0 | 0 |
| CARRIE LEWIS DELROSSO | 8 | 26.67% | 8 | 0 | 0 |
| TEDDY DANIELS | 1 | 3.33% | 1 | 0 | 0 |
| Write-In Totals | 0 | 0.00% | 0 | 0 | 0 |
| Total Votes Cast | 30 | 100.00% | 29 | 1 | 0 |
| Overvotes | 0 | | 0 | 0 | 0 |
| Undervotes | 0 | | 0 | 0 | 0 |

REP REPRESENTATIVE IN CONGRESS 16TH DISTRICT

Vote For 1

| | TOTAL | VOTE % | ELECTIO N DAY | MAIL VOTE | PROVISI ONAL |
|------------------|-------|---------|------------------|--------------|-----------------|
| MIKE KELLY | 29 | 100.00% | 28 | 1 | 0 |
| Write-In Totals | 0 | 0.00% | 0 | 0 | 0 |
| Total Votes Cast | 29 | 100.00% | 28 | 1 | 0 |
| Overvotes | 0 | | 0 | 0 | 0 |
| Undervotes | 1 | | 1 | 0 | 0 |

REP SENATOR IN THE GENERAL ASSEMBLY 50TH DISTRICT

Vote For 1

| | TOTAL | VOTE % | ELECTIO N DAY | MAIL VOTE | PROVISI ONAL |
|------------------|-------|---------|------------------|--------------|-----------------|
| MICHELE BROOKS | 26 | 100.00% | 25 | 1 | 0 |
| Write-In Totals | 0 | 0.00% | 0 | 0 | 0 |
| Total Votes Cast | 26 | 100.00% | 25 | 1 | 0 |
| Overvotes | 0 | | 0 | 0 | 0 |
| Undervotes | 4 | | 4 | 0 | 0 |

REP REPRESENTATIVE IN THE GENERAL ASSEMBLY 9TH DISTRICT






Vote For 1

| | TOTAL | VOTE % | ELECTIO N DAY | MAIL VOTE | PROVISI ONAL |
|-------------------|-------|---------|------------------|--------------|-----------------|
| DARRYL AUDIA | 8 | 26.67% | 8 | 0 | 0 |
| NICK KERIN | 9 | 30.00% | 9 | 0 | 0 |
| MARLA GALLO BROWN | 13 | 43.33% | 12 | 1 | 0 |
| Write-In Totals | 0 | 0.00% | 0 | 0 | 0 |
| Total Votes Cast | 30 | 100.00% | 29 | 1 | 0 |
| Overvotes | 0 | | 0 | 0 | 0 |
| Undervotes | 0 | | 0 | 0 | 0 |

New Castle 8-1

REP MEMBER OF REPUBLICAN STATE COMMITTEE

Vote For 2

| | TOTAL | VOTE % | ELECTIO N DAY | MAIL VOTE | PROVISI ONAL |
|------------------|-------|---|------------------|--------------|-----------------|
| SHERRY J PATTON | 10 | 23.81%  | 9 | 1 | 0 |
| JEANIE STEELE | 13 | 30.95%  | 13 | 0 | 0 |
| DALE TURNER | 19 | 45.24%  | 19 | 0 | 0 |
| Write-In Totals | 0 | 0.00%  | 0 | 0 | 0 |
| Total Votes Cast | 42 | 100.00%  | 41 | 1 | 0 |
| Overvotes | 0 | | 0 | 0 | 0 |
| Undervotes | 18 | | 17 | 1 | 0 |

Bessemer Boro

Statistics

| | TOTAL | ELECTIO N DAY | MAIL VOTE | PROVISI ONAL |
|---------------------------------|--------|------------------|--------------|-----------------|
| Registered Voters - Total | 682 | | | |
| Registered Voters - DEMOCRATIC | 283 | | | |
| Registered Voters - REPUBLICAN | 324 | | | |
| Registered Voters - NONPARTISAN | 75 | | | |
| Ballots Cast - Total | 226 | 171 | 55 | 0 |
| Ballots Cast - DEMOCRATIC | 94 | 57 | 37 | 0 |
| Ballots Cast - REPUBLICAN | 132 | 114 | 18 | 0 |
| Ballots Cast - NONPARTISAN | 0 | 0 | 0 | 0 |
| Ballots Cast - Blank | 0 | 0 | 0 | 0 |
| Voter Turnout - Total | 33.14% | | | |
| Voter Turnout - DEMOCRATIC | 33.22% | | | |
| Voter Turnout - REPUBLICAN | 40.74% | | | |
| Voter Turnout - NONPARTISAN | 0.00% | | | |

DEM UNITED STATES SENATOR

Vote For 1

| | TOTAL | VOTE % | ELECTIO N DAY | MAIL VOTE | PROVISI ONAL |
|------------------|-------|---------|------------------|--------------|-----------------|
| ALEX KHALIL | 4 | 4.49% | 1 | 3 | 0 |
| CONOR LAMB | 32 | 35.96% | 14 | 18 | 0 |
| MALCOLM KENYATTA | 2 | 2.25% | 1 | 1 | 0 |
| JOHN FETTERMAN | 51 | 57.30% | 36 | 15 | 0 |
| Write-In Totals | 0 | 0.00% | 0 | 0 | 0 |
| Total Votes Cast | 89 | 100.00% | 52 | 37 | 0 |
| Overvotes | 1 | | 1 | 0 | 0 |
| Undervotes | 4 | | 4 | 0 | 0 |

DEM GOVERNOR

Vote For 1

| | TOTAL | VOTE % | ELECTIO N DAY | MAIL VOTE | PROVISI ONAL |
|------------------|-------|---------|------------------|--------------|-----------------|
| JOSH SHAPIRO | 84 | 98.82% | 48 | 36 | 0 |
| Write-In Totals | 1 | 1.18% | 0 | 1 | 0 |
| Total Votes Cast | 85 | 100.00% | 48 | 37 | 0 |
| Overvotes | 0 | | 0 | 0 | 0 |
| Undervotes | 9 | | 9 | 0 | 0 |

DEM LIEUTENANT GOVERNOR

Vote For 1

| | TOTAL | VOTE % | ELECTIO N DAY | MAIL VOTE | PROVISI ONAL |
|------------------|-------|---------|------------------|--------------|-----------------|
| AUSTIN DAVIS | 66 | 75.86% | 41 | 25 | 0 |
| RAY SOSA | 16 | 18.39% | 6 | 10 | 0 |
| BRIAN SIMS | 4 | 4.60% | 3 | 1 | 0 |
| Write-In Totals | 1 | 1.15% | 0 | 1 | 0 |
| Total Votes Cast | 87 | 100.00% | 50 | 37 | 0 |
| Overvotes | 0 | | 0 | 0 | 0 |
| Undervotes | 7 | | 7 | 0 | 0 |

Bessemer Boro

DEM REPRESENTATIVE IN CONGRESS 16TH DISTRICT

Vote For 1

| | TOTAL | VOTE % | ELECTIO N DAY | MAIL VOTE | PROVISI ONAL |
|------------------|-------|---------|------------------|--------------|-----------------|
| DAN PASTORE | 12 | 13.04% | 6 | 6 | 0 |
| RICK TELESZ | 79 | 85.87% | 48 | 31 | 0 |
| Write-In Totals | 1 | 1.09% | 1 | 0 | 0 |
| Total Votes Cast | 92 | 100.00% | 55 | 37 | 0 |
| Overvotes | 0 | | 0 | 0 | 0 |
| Undervotes | 2 | | 2 | 0 | 0 |

DEM SENATOR IN THE GENERAL ASSEMBLY 50TH DISTRICT

Vote For 1

| | TOTAL | VOTE % | ELECTIO N DAY | MAIL VOTE | PROVISI ONAL |
|------------------|-------|---------|------------------|--------------|-----------------|
| RIANNA CZECH | 77 | 98.72% | 44 | 33 | 0 |
| Write-In Totals | 1 | 1.28% | 0 | 1 | 0 |
| Total Votes Cast | 78 | 100.00% | 44 | 34 | 0 |
| Overvotes | 0 | | 0 | 0 | 0 |
| Undervotes | 16 | | 13 | 3 | 0 |

DEM REPRESENTATIVE IN THE GENERAL ASSEMBLY 9TH DISTRICT

Vote For 1

| | TOTAL | VOTE % | ELECTIO N DAY | MAIL VOTE | PROVISI ONAL |
|------------------|-------|---------|------------------|--------------|-----------------|
| CHRIS SAINATO | 87 | 94.57% | 52 | 35 | 0 |
| Write-In Totals | 5 | 5.43% | 3 | 2 | 0 |
| Total Votes Cast | 92 | 100.00% | 55 | 37 | 0 |
| Overvotes | 0 | | 0 | 0 | 0 |
| Undervotes | 2 | | 2 | 0 | 0 |

DEM MEMBER OF DEMOCRATIC STATE COMMITTEE

Vote For 2

| | TOTAL | VOTE % | ELECTIO N DAY | MAIL VOTE | PROVISI ONAL |
|-------------------|-------|---------|------------------|--------------|-----------------|
| MIRA LOU THOMPSON | 88 | 93.62% | 53 | 35 | 0 |
| Write-In Totals | 6 | 6.38% | 1 | 5 | 0 |
| Total Votes Cast | 94 | 100.00% | 54 | 40 | 0 |
| Overvotes | 0 | | 0 | 0 | 0 |
| Undervotes | 94 | | 60 | 34 | 0 |

DEM MEMBER OF DEMOCRATIC COUNTY COMMITTEE - MALE Bessemer Boro

Vote For 1

| | TOTAL | VOTE % | ELECTIO N DAY | MAIL VOTE | PROVISI ONAL |
|------------------|-------|---------|------------------|--------------|-----------------|
| Write-In Totals | 12 | 100.00% | 4 | 8 | 0 |
| Total Votes Cast | 12 | 100.00% | 4 | 8 | 0 |
| Overvotes | 0 | | 0 | 0 | 0 |
| Undervotes | 82 | | 53 | 29 | 0 |

Bessemer Boro

DEM MEMBER OF DEMOCRATIC COUNTY COMMITTEE - FEMALE Bessemer Boro

Vote For 1

| | TOTAL | VOTE % | ELECTIO N DAY | MAIL VOTE | PROVISI ONAL |
|------------------|-------|---------|------------------|--------------|-----------------|
| Write-In Totals | 8 | 100.00% | 4 | 4 | 0 |
| Total Votes Cast | 8 | 100.00% | 4 | 4 | 0 |
| Overvotes | 0 | | 0 | 0 | 0 |
| Undervotes | 86 | | 53 | 33 | 0 |

REP UNITED STATES SENATOR

Vote For 1

| | TOTAL | VOTE % | ELECTIO N DAY | MAIL VOTE | PROVISI ONAL |
|------------------|-------|---------|------------------|--------------|-----------------|
| KATHY BARNETTE | 21 | 16.54% | 20 | 1 | 0 |
| MEHMET OZ | 50 | 39.37% | 44 | 6 | 0 |
| GEORGE BOCHETTO | 1 | 0.79% | 1 | 0 | 0 |
| JEFF BARTOS | 1 | 0.79% | 1 | 0 | 0 |
| DAVE MCCORMICK | 44 | 34.65% | 35 | 9 | 0 |
| SEAN GALE | 3 | 2.36% | 3 | 0 | 0 |
| CARLA SANDS | 6 | 4.72% | 6 | 0 | 0 |
| Write-In Totals | 1 | 0.79% | 1 | 0 | 0 |
| Total Votes Cast | 127 | 100.00% | 111 | 16 | 0 |
| Overvotes | 0 | | 0 | 0 | 0 |
| Undervotes | 5 | | 3 | 2 | 0 |

REP GOVERNOR

Vote For 1

| | TOTAL | VOTE % | ELECTIO N DAY | MAIL VOTE | PROVISI ONAL |
|---------------------|-------|---------|------------------|--------------|-----------------|
| LOU BARLETTA | 14 | 10.94% | 14 | 0 | 0 |
| DOUGLAS V MASTRIANO | 57 | 44.53% | 54 | 3 | 0 |
| NCHE ZAMA | 0 | 0.00% | 0 | 0 | 0 |
| DAVE WHITE | 6 | 4.69% | 6 | 0 | 0 |
| MELISSA HART | 24 | 18.75% | 18 | 6 | 0 |
| BILL MCSWAIN | 22 | 17.19% | 16 | 6 | 0 |
| CHARLIE GEROW | 0 | 0.00% | 0 | 0 | 0 |
| JOE GALE | 2 | 1.56% | 2 | 0 | 0 |
| JAKE CORMAN | 2 | 1.56% | 1 | 1 | 0 |
| Write-In Totals | 1 | 0.78% | 1 | 0 | 0 |
| Total Votes Cast | 128 | 100.00% | 112 | 16 | 0 |
| Overvotes | 0 | | 0 | 0 | 0 |
| Undervotes | 4 | | 2 | 2 | 0 |

Bessemer Boro

REP LIEUTENANT GOVERNOR

Vote For 1

| | TOTAL | VOTE % | ELECTIO N DAY | MAIL VOTE | PROVISI ONAL |
|-----------------------|-------|---------|------------------|--------------|-----------------|
| CLARICE SCHILLINGER | 0 | 0.00% | 0 | 0 | 0 |
| JAMES EARL JONES | 7 | 5.88% | 7 | 0 | 0 |
| RICK SACCONI | 12 | 10.08% | 8 | 4 | 0 |
| JOHN BROWN | 3 | 2.52% | 3 | 0 | 0 |
| CHRIS FRYE | 64 | 53.78% | 55 | 9 | 0 |
| JEFF COLEMAN | 0 | 0.00% | 0 | 0 | 0 |
| RUSS DIAMOND | 0 | 0.00% | 0 | 0 | 0 |
| CARRIE LEWIS DELROSSO | 21 | 17.65% | 16 | 5 | 0 |
| TEDDY DANIELS | 12 | 10.08% | 12 | 0 | 0 |
| Write-In Totals | 0 | 0.00% | 0 | 0 | 0 |
| Total Votes Cast | 119 | 100.00% | 101 | 18 | 0 |
| Overvotes | 0 | | 0 | 0 | 0 |
| Undervotes | 13 | | 13 | 0 | 0 |

REP REPRESENTATIVE IN CONGRESS 16TH DISTRICT

Vote For 1

| | TOTAL | VOTE % | ELECTIO N DAY | MAIL VOTE | PROVISI ONAL |
|------------------|-------|---------|------------------|--------------|-----------------|
| MIKE KELLY | 108 | 98.18% | 93 | 15 | 0 |
| Write-In Totals | 2 | 1.82% | 2 | 0 | 0 |
| Total Votes Cast | 110 | 100.00% | 95 | 15 | 0 |
| Overvotes | 0 | | 0 | 0 | 0 |
| Undervotes | 22 | | 19 | 3 | 0 |

REP SENATOR IN THE GENERAL ASSEMBLY 50TH DISTRICT

Vote For 1

| | TOTAL | VOTE % | ELECTIO N DAY | MAIL VOTE | PROVISI ONAL |
|------------------|-------|---------|------------------|--------------|-----------------|
| MICHELE BROOKS | 103 | 100.00% | 88 | 15 | 0 |
| Write-In Totals | 0 | 0.00% | 0 | 0 | 0 |
| Total Votes Cast | 103 | 100.00% | 88 | 15 | 0 |
| Overvotes | 0 | | 0 | 0 | 0 |
| Undervotes | 29 | | 26 | 3 | 0 |

REP REPRESENTATIVE IN THE GENERAL ASSEMBLY 9TH DISTRICT

Vote For 1

| | TOTAL | VOTE % | ELECTIO N DAY | MAIL VOTE | PROVISI ONAL |
|-------------------|-------|---------|------------------|--------------|-----------------|
| DARRYL AUDIA | 7 | 5.47% | 7 | 0 | 0 |
| NICK KERIN | 22 | 17.19% | 19 | 3 | 0 |
| MARLA GALLO BROWN | 98 | 76.56% | 83 | 15 | 0 |
| Write-In Totals | 1 | 0.78% | 1 | 0 | 0 |
| Total Votes Cast | 128 | 100.00% | 110 | 18 | 0 |
| Overvotes | 0 | | 0 | 0 | 0 |
| Undervotes | 4 | | 4 | 0 | 0 |

Bessemer Boro

REP MEMBER OF REPUBLICAN STATE COMMITTEE

Vote For 2

| | TOTAL | VOTE % | | ELECTIO N DAY | MAIL VOTE | PROVISI ONAL |
|------------------|-------|---------|--|------------------|--------------|-----------------|
| SHERRY J PATTON | 107 | 54.59% | | 92 | 15 | 0 |
| JEANIE STEELE | 14 | 7.14% | | 14 | 0 | 0 |
| DALE TURNER | 75 | 38.27% | | 66 | 9 | 0 |
| Write-In Totals | 0 | 0.00% | | 0 | 0 | 0 |
| Total Votes Cast | 196 | 100.00% | | 172 | 24 | 0 |
| Overvotes | 0 | | | 0 | 0 | 0 |
| Undervotes | 68 | | | 56 | 12 | 0 |

Ellport Boro

Statistics

| | TOTAL | ELECTIO N DAY | MAIL VOTE | PROVISI ONAL |
|---------------------------------|--------|------------------|--------------|-----------------|
| Registered Voters - Total | 740 | | | |
| Registered Voters - DEMOCRATIC | 327 | | | |
| Registered Voters - REPUBLICAN | 319 | | | |
| Registered Voters - NONPARTISAN | 94 | | | |
| Ballots Cast - Total | 263 | 209 | 54 | 0 |
| Ballots Cast - DEMOCRATIC | 131 | 89 | 42 | 0 |
| Ballots Cast - REPUBLICAN | 132 | 120 | 12 | 0 |
| Ballots Cast - NONPARTISAN | 0 | 0 | 0 | 0 |
| Ballots Cast - Blank | 0 | 0 | 0 | 0 |
| Voter Turnout - Total | 35.54% | | | |
| Voter Turnout - DEMOCRATIC | 40.06% | | | |
| Voter Turnout - REPUBLICAN | 41.38% | | | |
| Voter Turnout - NONPARTISAN | 0.00% | | | |

DEM UNITED STATES SENATOR

Vote For 1

| | TOTAL | VOTE % | ELECTIO N DAY | MAIL VOTE | PROVISI ONAL |
|------------------|-------|---------|------------------|--------------|-----------------|
| ALEX KHALIL | 2 | 1.53% | 2 | 0 | 0 |
| CONOR LAMB | 56 | 42.75% | 32 | 24 | 0 |
| MALCOLM KENYATTA | 1 | 0.76% | 1 | 0 | 0 |
| JOHN FETTERMAN | 66 | 50.38% | 48 | 18 | 0 |
| Write-In Totals | 6 | 4.58% | 6 | 0 | 0 |
| Total Votes Cast | 131 | 100.00% | 89 | 42 | 0 |
| Overvotes | 0 | | 0 | 0 | 0 |
| Undervotes | 0 | | 0 | 0 | 0 |

DEM GOVERNOR

Vote For 1

| | TOTAL | VOTE % | ELECTIO N DAY | MAIL VOTE | PROVISI ONAL |
|------------------|-------|---------|------------------|--------------|-----------------|
| JOSH SHAPIRO | 115 | 92.00% | 75 | 40 | 0 |
| Write-In Totals | 10 | 8.00% | 9 | 1 | 0 |
| Total Votes Cast | 125 | 100.00% | 84 | 41 | 0 |
| Overvotes | 1 | | 1 | 0 | 0 |
| Undervotes | 5 | | 4 | 1 | 0 |

DEM LIEUTENANT GOVERNOR

Vote For 1

| | TOTAL | VOTE % | ELECTIO N DAY | MAIL VOTE | PROVISI ONAL |
|------------------|-------|---------|------------------|--------------|-----------------|
| AUSTIN DAVIS | 94 | 81.03% | 62 | 32 | 0 |
| RAY SOSA | 2 | 1.72% | 2 | 0 | 0 |
| BRIAN SIMS | 14 | 12.07% | 10 | 4 | 0 |
| Write-In Totals | 6 | 5.17% | 6 | 0 | 0 |
| Total Votes Cast | 116 | 100.00% | 80 | 36 | 0 |
| Overvotes | 0 | | 0 | 0 | 0 |
| Undervotes | 15 | | 9 | 6 | 0 |

Ellport Boro

DEM REPRESENTATIVE IN CONGRESS 16TH DISTRICT

Vote For 1

| | TOTAL | VOTE % | ELECTIO N DAY | MAIL VOTE | PROVISI ONAL |
|------------------|-------|---------|------------------|--------------|-----------------|
| DAN PASTORE | 14 | 11.38% | 10 | 4 | 0 |
| RICK TELESZ | 102 | 82.93% | 66 | 36 | 0 |
| Write-In Totals | 7 | 5.69% | 7 | 0 | 0 |
| Total Votes Cast | 123 | 100.00% | 83 | 40 | 0 |
| Overvotes | 0 | | 0 | 0 | 0 |
| Undervotes | 8 | | 6 | 2 | 0 |

DEM REPRESENTATIVE IN THE GENERAL ASSEMBLY 8TH DISTRICT

Vote For 1

| | TOTAL | VOTE % | ELECTIO N DAY | MAIL VOTE | PROVISI ONAL |
|------------------|-------|---------|------------------|--------------|-----------------|
| Write-In Totals | 17 | 100.00% | 14 | 3 | 0 |
| Total Votes Cast | 17 | 100.00% | 14 | 3 | 0 |
| Overvotes | 0 | | 0 | 0 | 0 |
| Undervotes | 114 | | 75 | 39 | 0 |

DEM MEMBER OF DEMOCRATIC STATE COMMITTEE

Vote For 2

| | TOTAL | VOTE % | ELECTIO N DAY | MAIL VOTE | PROVISI ONAL |
|-------------------|-------|---------|------------------|--------------|-----------------|
| MIRA LOU THOMPSON | 105 | 89.74% | 68 | 37 | 0 |
| Write-In Totals | 12 | 10.26% | 12 | 0 | 0 |
| Total Votes Cast | 117 | 100.00% | 80 | 37 | 0 |
| Overvotes | 0 | | 0 | 0 | 0 |
| Undervotes | 145 | | 98 | 47 | 0 |

DEM MEMBER OF DEMOCRATIC COUNTY COMMITTEE - MALE Ellport Boro

Vote For 1

| | TOTAL | VOTE % | ELECTIO N DAY | MAIL VOTE | PROVISI ONAL |
|------------------|-------|---------|------------------|--------------|-----------------|
| Write-In Totals | 12 | 100.00% | 12 | 0 | 0 |
| Total Votes Cast | 12 | 100.00% | 12 | 0 | 0 |
| Overvotes | 0 | | 0 | 0 | 0 |
| Undervotes | 119 | | 77 | 42 | 0 |

DEM MEMBER OF DEMOCRATIC COUNTY COMMITTEE - FEMALE Ellport Boro

Vote For 1

| | TOTAL | VOTE % | ELECTIO N DAY | MAIL VOTE | PROVISI ONAL |
|------------------|-------|---------|------------------|--------------|-----------------|
| Write-In Totals | 7 | 100.00% | 6 | 1 | 0 |
| Total Votes Cast | 7 | 100.00% | 6 | 1 | 0 |
| Overvotes | 0 | | 0 | 0 | 0 |
| Undervotes | 124 | | 83 | 41 | 0 |

Ellport Boro

REP UNITED STATES SENATOR

Vote For 1

| | TOTAL | VOTE % | ELECTIO N DAY | MAIL VOTE | PROVISI ONAL |
|------------------|-------|---------|------------------|--------------|-----------------|
| KATHY BARNETTE | 35 | 26.92% | 34 | 1 | 0 |
| MEHMET OZ | 38 | 29.23% | 34 | 4 | 0 |
| GEORGE BOCHETTO | 1 | 0.77% | 1 | 0 | 0 |
| JEFF BARTOS | 3 | 2.31% | 3 | 0 | 0 |
| DAVE MCCORMICK | 43 | 33.08% | 37 | 6 | 0 |
| SEAN GALE | 1 | 0.77% | 0 | 1 | 0 |
| CARLA SANDS | 6 | 4.62% | 6 | 0 | 0 |
| Write-In Totals | 3 | 2.31% | 3 | 0 | 0 |
| Total Votes Cast | 130 | 100.00% | 118 | 12 | 0 |
| Overvotes | 0 | | 0 | 0 | 0 |
| Undervotes | 2 | | 2 | 0 | 0 |

REP GOVERNOR

Vote For 1

| | TOTAL | VOTE % | ELECTIO N DAY | MAIL VOTE | PROVISI ONAL |
|---------------------|-------|---------|------------------|--------------|-----------------|
| LOU BARLETTA | 20 | 15.38% | 20 | 0 | 0 |
| DOUGLAS V MASTRIANO | 60 | 46.15% | 59 | 1 | 0 |
| NCHE ZAMA | 0 | 0.00% | 0 | 0 | 0 |
| DAVE WHITE | 12 | 9.23% | 9 | 3 | 0 |
| MELISSA HART | 15 | 11.54% | 12 | 3 | 0 |
| BILL MCSWAIN | 17 | 13.08% | 13 | 4 | 0 |
| CHARLIE GEROW | 0 | 0.00% | 0 | 0 | 0 |
| JOE GALE | 1 | 0.77% | 0 | 1 | 0 |
| JAKE CORMAN | 2 | 1.54% | 2 | 0 | 0 |
| Write-In Totals | 3 | 2.31% | 3 | 0 | 0 |
| Total Votes Cast | 130 | 100.00% | 118 | 12 | 0 |
| Overvotes | 0 | | 0 | 0 | 0 |
| Undervotes | 2 | | 2 | 0 | 0 |

Ellport Boro

REP LIEUTENANT GOVERNOR

Vote For 1

| | TOTAL | VOTE % | ELECTIO N DAY | MAIL VOTE | PROVISI ONAL |
|-----------------------|-------|---------|------------------|--------------|-----------------|
| CLARICE SCHILLINGER | 5 | 4.03% | 5 | 0 | 0 |
| JAMES EARL JONES | 4 | 3.23% | 4 | 0 | 0 |
| RICK SACCONI | 12 | 9.68% | 10 | 2 | 0 |
| JOHN BROWN | 0 | 0.00% | 0 | 0 | 0 |
| CHRIS FRYE | 53 | 42.74% | 44 | 9 | 0 |
| JEFF COLEMAN | 1 | 0.81% | 1 | 0 | 0 |
| RUSS DIAMOND | 2 | 1.61% | 2 | 0 | 0 |
| CARRIE LEWIS DELROSSO | 35 | 28.23% | 34 | 1 | 0 |
| TEDDY DANIELS | 9 | 7.26% | 9 | 0 | 0 |
| Write-In Totals | 3 | 2.42% | 3 | 0 | 0 |
| Total Votes Cast | 124 | 100.00% | 112 | 12 | 0 |
| Overvotes | 0 | | 0 | 0 | 0 |
| Undervotes | 8 | | 8 | 0 | 0 |

REP REPRESENTATIVE IN CONGRESS 16TH DISTRICT

Vote For 1

| | TOTAL | VOTE % | ELECTIO N DAY | MAIL VOTE | PROVISI ONAL |
|------------------|-------|---------|------------------|--------------|-----------------|
| MIKE KELLY | 113 | 96.58% | 101 | 12 | 0 |
| Write-In Totals | 4 | 3.42% | 4 | 0 | 0 |
| Total Votes Cast | 117 | 100.00% | 105 | 12 | 0 |
| Overvotes | 0 | | 0 | 0 | 0 |
| Undervotes | 15 | | 15 | 0 | 0 |

REP REPRESENTATIVE IN THE GENERAL ASSEMBLY 8TH DISTRICT

Vote For 1

| | TOTAL | VOTE % | ELECTIO N DAY | MAIL VOTE | PROVISI ONAL |
|------------------|-------|---------|------------------|--------------|-----------------|
| JOHN L KENNEDY | 13 | 9.92% | 11 | 2 | 0 |
| ERIC O DITULLIO | 5 | 3.82% | 5 | 0 | 0 |
| AARON BERNSTINE | 111 | 84.73% | 101 | 10 | 0 |
| Write-In Totals | 2 | 1.53% | 2 | 0 | 0 |
| Total Votes Cast | 131 | 100.00% | 119 | 12 | 0 |
| Overvotes | 0 | | 0 | 0 | 0 |
| Undervotes | 1 | | 1 | 0 | 0 |

Ellport Boro

REP MEMBER OF REPUBLICAN STATE COMMITTEE

Vote For 2

| | TOTAL | VOTE % | ELECTIO N DAY | MAIL VOTE | PROVISI ONAL |
|------------------|-------|---------|------------------|--------------|-----------------|
| SHERRY J PATTON | 62 | 28.97% | 56 | 6 | 0 |
| JEANIE STEELE | 42 | 19.63% | 36 | 6 | 0 |
| DALE TURNER | 108 | 50.47% | 97 | 11 | 0 |
| Write-In Totals | 2 | 0.93% | 2 | 0 | 0 |
| Total Votes Cast | 214 | 100.00% | 191 | 23 | 0 |
| Overvotes | 0 | | 0 | 0 | 0 |
| Undervotes | 50 | | 49 | 1 | 0 |

Ellwood City Boro 1-1

Statistics

| | TOTAL | ELECTIO N DAY | MAIL VOTE | PROVISI ONAL |
|---------------------------------|--------|------------------|--------------|-----------------|
| Registered Voters - Total | 628 | | | |
| Registered Voters - DEMOCRATIC | 273 | | | |
| Registered Voters - REPUBLICAN | 245 | | | |
| Registered Voters - NONPARTISAN | 110 | | | |
| Ballots Cast - Total | 139 | 109 | 30 | 0 |
| Ballots Cast - DEMOCRATIC | 79 | 55 | 24 | 0 |
| Ballots Cast - REPUBLICAN | 60 | 54 | 6 | 0 |
| Ballots Cast - NONPARTISAN | 0 | 0 | 0 | 0 |
| Ballots Cast - Blank | 0 | 0 | 0 | 0 |
| Voter Turnout - Total | 22.13% | | | |
| Voter Turnout - DEMOCRATIC | 28.94% | | | |
| Voter Turnout - REPUBLICAN | 24.49% | | | |
| Voter Turnout - NONPARTISAN | 0.00% | | | |

DEM UNITED STATES SENATOR

Vote For 1

| | TOTAL | VOTE % | ELECTIO N DAY | MAIL VOTE | PROVISI ONAL |
|------------------|-------|---------|------------------|--------------|-----------------|
| ALEX KHALIL | 0 | 0.00% | 0 | 0 | 0 |
| CONOR LAMB | 27 | 34.62% | 15 | 12 | 0 |
| MALCOLM KENYATTA | 0 | 0.00% | 0 | 0 | 0 |
| JOHN FETTERMAN | 49 | 62.82% | 37 | 12 | 0 |
| Write-In Totals | 2 | 2.56% | 2 | 0 | 0 |
| Total Votes Cast | 78 | 100.00% | 54 | 24 | 0 |
| Overvotes | 0 | | 0 | 0 | 0 |
| Undervotes | 1 | | 1 | 0 | 0 |

DEM GOVERNOR

Vote For 1

| | TOTAL | VOTE % | ELECTIO N DAY | MAIL VOTE | PROVISI ONAL |
|------------------|-------|---------|------------------|--------------|-----------------|
| JOSH SHAPIRO | 73 | 98.65% | 50 | 23 | 0 |
| Write-In Totals | 1 | 1.35% | 1 | 0 | 0 |
| Total Votes Cast | 74 | 100.00% | 51 | 23 | 0 |
| Overvotes | 0 | | 0 | 0 | 0 |
| Undervotes | 5 | | 4 | 1 | 0 |

DEM LIEUTENANT GOVERNOR

Vote For 1

| | TOTAL | VOTE % | ELECTIO N DAY | MAIL VOTE | PROVISI ONAL |
|------------------|-------|---------|------------------|--------------|-----------------|
| AUSTIN DAVIS | 60 | 82.19% | 39 | 21 | 0 |
| RAY SOSA | 4 | 5.48% | 4 | 0 | 0 |
| BRIAN SIMS | 8 | 10.96% | 7 | 1 | 0 |
| Write-In Totals | 1 | 1.37% | 1 | 0 | 0 |
| Total Votes Cast | 73 | 100.00% | 51 | 22 | 0 |
| Overvotes | 0 | | 0 | 0 | 0 |
| Undervotes | 6 | | 4 | 2 | 0 |

Ellwood City Boro 1-1

DEM REPRESENTATIVE IN CONGRESS 16TH DISTRICT

Vote For 1

| | TOTAL | VOTE % | ELECTIO N DAY | MAIL VOTE | PROVISI ONAL |
|------------------|-------|---------|------------------|--------------|-----------------|
| DAN PASTORE | 5 | 6.67% | 4 | 1 | 0 |
| RICK TELESZ | 69 | 92.00% | 49 | 20 | 0 |
| Write-In Totals | 1 | 1.33% | 1 | 0 | 0 |
| Total Votes Cast | 75 | 100.00% | 54 | 21 | 0 |
| Overvotes | 0 | | 0 | 0 | 0 |
| Undervotes | 4 | | 1 | 3 | 0 |

DEM REPRESENTATIVE IN THE GENERAL ASSEMBLY 8TH DISTRICT

Vote For 1

| | TOTAL | VOTE % | ELECTIO N DAY | MAIL VOTE | PROVISI ONAL |
|------------------|-------|---------|------------------|--------------|-----------------|
| Write-In Totals | 2 | 100.00% | 2 | 0 | 0 |
| Total Votes Cast | 2 | 100.00% | 2 | 0 | 0 |
| Overvotes | 0 | | 0 | 0 | 0 |
| Undervotes | 77 | | 53 | 24 | 0 |

DEM MEMBER OF DEMOCRATIC STATE COMMITTEE

Vote For 2

| | TOTAL | VOTE % | ELECTIO N DAY | MAIL VOTE | PROVISI ONAL |
|-------------------|-------|---------|------------------|--------------|-----------------|
| MIRA LOU THOMPSON | 69 | 98.57% | 49 | 20 | 0 |
| Write-In Totals | 1 | 1.43% | 1 | 0 | 0 |
| Total Votes Cast | 70 | 100.00% | 50 | 20 | 0 |
| Overvotes | 0 | | 0 | 0 | 0 |
| Undervotes | 88 | | 60 | 28 | 0 |

DEM MEMBER OF DEMOCRATIC COUNTY COMMITTEE - MALE Ellwood City Boro 1-1

Vote For 1

| | TOTAL | VOTE % | ELECTIO N DAY | MAIL VOTE | PROVISI ONAL |
|------------------|-------|---------|------------------|--------------|-----------------|
| Write-In Totals | 1 | 100.00% | 1 | 0 | 0 |
| Total Votes Cast | 1 | 100.00% | 1 | 0 | 0 |
| Overvotes | 0 | | 0 | 0 | 0 |
| Undervotes | 78 | | 54 | 24 | 0 |

DEM MEMBER OF DEMOCRATIC COUNTY COMMITTEE - FEMALE Ellwood City Boro 1-1

Vote For 1

| | TOTAL | VOTE % | ELECTIO N DAY | MAIL VOTE | PROVISI ONAL |
|------------------|-------|---------|------------------|--------------|-----------------|
| Write-In Totals | 3 | 100.00% | 3 | 0 | 0 |
| Total Votes Cast | 3 | 100.00% | 3 | 0 | 0 |
| Overvotes | 0 | | 0 | 0 | 0 |
| Undervotes | 76 | | 52 | 24 | 0 |

Ellwood City Boro 1-1

REP UNITED STATES SENATOR

Vote For 1

| | TOTAL | VOTE % | ELECTIO N DAY | MAIL VOTE | PROVISI ONAL |
|------------------|-------|---------|------------------|--------------|-----------------|
| KATHY BARNETTE | 12 | 20.00% | 11 | 1 | 0 |
| MEHMET OZ | 23 | 38.33% | 21 | 2 | 0 |
| GEORGE BOCHETTO | 2 | 3.33% | 1 | 1 | 0 |
| JEFF BARTOS | 4 | 6.67% | 4 | 0 | 0 |
| DAVE MCCORMICK | 17 | 28.33% | 15 | 2 | 0 |
| SEAN GALE | 1 | 1.67% | 1 | 0 | 0 |
| CARLA SANDS | 1 | 1.67% | 1 | 0 | 0 |
| Write-In Totals | 0 | 0.00% | 0 | 0 | 0 |
| Total Votes Cast | 60 | 100.00% | 54 | 6 | 0 |
| Overvotes | 0 | | 0 | 0 | 0 |
| Undervotes | 0 | | 0 | 0 | 0 |

REP GOVERNOR

Vote For 1

| | TOTAL | VOTE % | ELECTIO N DAY | MAIL VOTE | PROVISI ONAL |
|---------------------|-------|---------|------------------|--------------|-----------------|
| LOU BARLETTA | 7 | 11.67% | 7 | 0 | 0 |
| DOUGLAS V MASTRIANO | 28 | 46.67% | 27 | 1 | 0 |
| NCHE ZAMA | 0 | 0.00% | 0 | 0 | 0 |
| DAVE WHITE | 1 | 1.67% | 1 | 0 | 0 |
| MELISSA HART | 14 | 23.33% | 11 | 3 | 0 |
| BILL MCSWAIN | 8 | 13.33% | 6 | 2 | 0 |
| CHARLIE GEROW | 0 | 0.00% | 0 | 0 | 0 |
| JOE GALE | 0 | 0.00% | 0 | 0 | 0 |
| JAKE CORMAN | 2 | 3.33% | 2 | 0 | 0 |
| Write-In Totals | 0 | 0.00% | 0 | 0 | 0 |
| Total Votes Cast | 60 | 100.00% | 54 | 6 | 0 |
| Overvotes | 0 | | 0 | 0 | 0 |
| Undervotes | 0 | | 0 | 0 | 0 |

Ellwood City Boro 1-1

REP LIEUTENANT GOVERNOR

Vote For 1

| | TOTAL | VOTE % | ELECTIO N DAY | MAIL VOTE | PROVISI ONAL |
|-----------------------|-------|---------|------------------|--------------|-----------------|
| CLARICE SCHILLINGER | 2 | 3.33% | 2 | 0 | 0 |
| JAMES EARL JONES | 1 | 1.67% | 1 | 0 | 0 |
| RICK SACCONI | 8 | 13.33% | 7 | 1 | 0 |
| JOHN BROWN | 1 | 1.67% | 1 | 0 | 0 |
| CHRIS FRYE | 22 | 36.67% | 19 | 3 | 0 |
| JEFF COLEMAN | 2 | 3.33% | 2 | 0 | 0 |
| RUSS DIAMOND | 4 | 6.67% | 4 | 0 | 0 |
| CARRIE LEWIS DELROSSO | 14 | 23.33% | 12 | 2 | 0 |
| TEDDY DANIELS | 6 | 10.00% | 6 | 0 | 0 |
| Write-In Totals | 0 | 0.00% | 0 | 0 | 0 |
| Total Votes Cast | 60 | 100.00% | 54 | 6 | 0 |
| Overvotes | 0 | | 0 | 0 | 0 |
| Undervotes | 0 | | 0 | 0 | 0 |

REP REPRESENTATIVE IN CONGRESS 16TH DISTRICT

Vote For 1

| | TOTAL | VOTE % | ELECTIO N DAY | MAIL VOTE | PROVISI ONAL |
|------------------|-------|---------|------------------|--------------|-----------------|
| MIKE KELLY | 59 | 100.00% | 54 | 5 | 0 |
| Write-In Totals | 0 | 0.00% | 0 | 0 | 0 |
| Total Votes Cast | 59 | 100.00% | 54 | 5 | 0 |
| Overvotes | 0 | | 0 | 0 | 0 |
| Undervotes | 1 | | 0 | 1 | 0 |

REP REPRESENTATIVE IN THE GENERAL ASSEMBLY 8TH DISTRICT






Vote For 1

| | TOTAL | VOTE % | ELECTIO N DAY | MAIL VOTE | PROVISI ONAL |
|------------------|-------|---------|------------------|--------------|-----------------|
| JOHN L KENNEDY | 9 | 15.25% | 9 | 0 | 0 |
| ERIC O DITULLIO | 3 | 5.08% | 2 | 1 | 0 |
| AARON BERNSTINE | 47 | 79.66% | 42 | 5 | 0 |
| Write-In Totals | 0 | 0.00% | 0 | 0 | 0 |
| Total Votes Cast | 59 | 100.00% | 53 | 6 | 0 |
| Overvotes | 0 | | 0 | 0 | 0 |
| Undervotes | 1 | | 1 | 0 | 0 |

Ellwood City Boro 1-1

REP MEMBER OF REPUBLICAN STATE COMMITTEE

Vote For 2

| | TOTAL | VOTE % | ELECTIO N DAY | MAIL VOTE | PROVISI ONAL |
|------------------|-------|---|------------------|--------------|-----------------|
| SHERRY J PATTON | 29 | 28.71%  | 23 | 6 | 0 |
| JEANIE STEELE | 21 | 20.79%  | 21 | 0 | 0 |
| DALE TURNER | 50 | 49.50%  | 44 | 6 | 0 |
| Write-In Totals | 1 | 0.99%  | 1 | 0 | 0 |
| Total Votes Cast | 101 | 100.00%  | 89 | 12 | 0 |
| Overvotes | 0 | | 0 | 0 | 0 |
| Undervotes | 19 | | 19 | 0 | 0 |

Ellwood City Boro 2-1

Statistics

| | TOTAL | ELECTIO N DAY | MAIL VOTE | PROVISI ONAL |
|---------------------------------|--------|------------------|--------------|-----------------|
| Registered Voters - Total | 564 | | | |
| Registered Voters - DEMOCRATIC | 294 | | | |
| Registered Voters - REPUBLICAN | 187 | | | |
| Registered Voters - NONPARTISAN | 83 | | | |
| Ballots Cast - Total | 160 | 115 | 45 | 0 |
| Ballots Cast - DEMOCRATIC | 104 | 63 | 41 | 0 |
| Ballots Cast - REPUBLICAN | 56 | 52 | 4 | 0 |
| Ballots Cast - NONPARTISAN | 0 | 0 | 0 | 0 |
| Ballots Cast - Blank | 0 | 0 | 0 | 0 |
| Voter Turnout - Total | 28.37% | | | |
| Voter Turnout - DEMOCRATIC | 35.37% | | | |
| Voter Turnout - REPUBLICAN | 29.95% | | | |
| Voter Turnout - NONPARTISAN | 0.00% | | | |

DEM UNITED STATES SENATOR

Vote For 1

| | TOTAL | VOTE % | ELECTIO N DAY | MAIL VOTE | PROVISI ONAL |
|------------------|-------|---------|------------------|--------------|-----------------|
| ALEX KHALIL | 3 | 2.88% | 1 | 2 | 0 |
| CONOR LAMB | 43 | 41.35% | 29 | 14 | 0 |
| MALCOLM KENYATTA | 2 | 1.92% | 0 | 2 | 0 |
| JOHN FETTERMAN | 53 | 50.96% | 30 | 23 | 0 |
| Write-In Totals | 3 | 2.88% | 3 | 0 | 0 |
| Total Votes Cast | 104 | 100.00% | 63 | 41 | 0 |
| Overvotes | 0 | | 0 | 0 | 0 |
| Undervotes | 0 | | 0 | 0 | 0 |

DEM GOVERNOR

Vote For 1

| | TOTAL | VOTE % | ELECTIO N DAY | MAIL VOTE | PROVISI ONAL |
|------------------|-------|---------|------------------|--------------|-----------------|
| JOSH SHAPIRO | 95 | 92.23% | 55 | 40 | 0 |
| Write-In Totals | 8 | 7.77% | 7 | 1 | 0 |
| Total Votes Cast | 103 | 100.00% | 62 | 41 | 0 |
| Overvotes | 0 | | 0 | 0 | 0 |
| Undervotes | 1 | | 1 | 0 | 0 |

DEM LIEUTENANT GOVERNOR

Vote For 1

| | TOTAL | VOTE % | ELECTIO N DAY | MAIL VOTE | PROVISI ONAL |
|------------------|-------|---------|------------------|--------------|-----------------|
| AUSTIN DAVIS | 71 | 69.61% | 40 | 31 | 0 |
| RAY SOSA | 11 | 10.78% | 6 | 5 | 0 |
| BRIAN SIMS | 16 | 15.69% | 12 | 4 | 0 |
| Write-In Totals | 4 | 3.92% | 4 | 0 | 0 |
| Total Votes Cast | 102 | 100.00% | 62 | 40 | 0 |
| Overvotes | 0 | | 0 | 0 | 0 |
| Undervotes | 2 | | 1 | 1 | 0 |

Ellwood City Boro 2-1

DEM REPRESENTATIVE IN CONGRESS 16TH DISTRICT

Vote For 1

| | TOTAL | VOTE % | ELECTIO N DAY | MAIL VOTE | PROVISI ONAL |
|------------------|-------|---------|------------------|--------------|-----------------|
| DAN PASTORE | 18 | 17.48% | 15 | 3 | 0 |
| RICK TELESZ | 83 | 80.58% | 46 | 37 | 0 |
| Write-In Totals | 2 | 1.94% | 2 | 0 | 0 |
| Total Votes Cast | 103 | 100.00% | 63 | 40 | 0 |
| Overvotes | 0 | | 0 | 0 | 0 |
| Undervotes | 1 | | 0 | 1 | 0 |

DEM REPRESENTATIVE IN THE GENERAL ASSEMBLY 8TH DISTRICT

Vote For 1

| | TOTAL | VOTE % | ELECTIO N DAY | MAIL VOTE | PROVISI ONAL |
|------------------|-------|---------|------------------|--------------|-----------------|
| Write-In Totals | 11 | 100.00% | 6 | 5 | 0 |
| Total Votes Cast | 11 | 100.00% | 6 | 5 | 0 |
| Overvotes | 0 | | 0 | 0 | 0 |
| Undervotes | 93 | | 57 | 36 | 0 |

DEM MEMBER OF DEMOCRATIC STATE COMMITTEE

Vote For 2

| | TOTAL | VOTE % | ELECTIO N DAY | MAIL VOTE | PROVISI ONAL |
|-------------------|-------|---------|------------------|--------------|-----------------|
| MIRA LOU THOMPSON | 90 | 93.75% | 53 | 37 | 0 |
| Write-In Totals | 6 | 6.25% | 3 | 3 | 0 |
| Total Votes Cast | 96 | 100.00% | 56 | 40 | 0 |
| Overvotes | 0 | | 0 | 0 | 0 |
| Undervotes | 112 | | 70 | 42 | 0 |

DEM MEMBER OF DEMOCRATIC COUNTY COMMITTEE - MALE Ellwood City Boro 2-1

Vote For 1

| | TOTAL | VOTE % | ELECTIO N DAY | MAIL VOTE | PROVISI ONAL |
|------------------|-------|---------|------------------|--------------|-----------------|
| Write-In Totals | 7 | 100.00% | 5 | 2 | 0 |
| Total Votes Cast | 7 | 100.00% | 5 | 2 | 0 |
| Overvotes | 0 | | 0 | 0 | 0 |
| Undervotes | 97 | | 58 | 39 | 0 |

DEM MEMBER OF DEMOCRATIC COUNTY COMMITTEE - FEMALE Ellwood City Boro 2-1

Vote For 1

| | TOTAL | VOTE % | ELECTIO N DAY | MAIL VOTE | PROVISI ONAL |
|------------------|-------|---------|------------------|--------------|-----------------|
| Write-In Totals | 9 | 100.00% | 5 | 4 | 0 |
| Total Votes Cast | 9 | 100.00% | 5 | 4 | 0 |
| Overvotes | 0 | | 0 | 0 | 0 |
| Undervotes | 95 | | 58 | 37 | 0 |

Ellwood City Boro 2-1

REP UNITED STATES SENATOR

Vote For 1

| | TOTAL | VOTE % | ELECTIO N DAY | MAIL VOTE | PROVISI ONAL |
|------------------|-------|---------|------------------|--------------|-----------------|
| KATHY BARNETTE | 11 | 20.00% | 10 | 1 | 0 |
| MEHMET OZ | 16 | 29.09% | 16 | 0 | 0 |
| GEORGE BOCHETTO | 0 | 0.00% | 0 | 0 | 0 |
| JEFF BARTOS | 6 | 10.91% | 5 | 1 | 0 |
| DAVE MCCORMICK | 21 | 38.18% | 19 | 2 | 0 |
| SEAN GALE | 1 | 1.82% | 1 | 0 | 0 |
| CARLA SANDS | 0 | 0.00% | 0 | 0 | 0 |
| Write-In Totals | 0 | 0.00% | 0 | 0 | 0 |
| Total Votes Cast | 55 | 100.00% | 51 | 4 | 0 |
| Overvotes | 1 | | 1 | 0 | 0 |
| Undervotes | 0 | | 0 | 0 | 0 |

REP GOVERNOR

Vote For 1

| | TOTAL | VOTE % | ELECTIO N DAY | MAIL VOTE | PROVISI ONAL |
|---------------------|-------|---------|------------------|--------------|-----------------|
| LOU BARLETTA | 7 | 12.50% | 7 | 0 | 0 |
| DOUGLAS V MASTRIANO | 22 | 39.29% | 22 | 0 | 0 |
| NCHE ZAMA | 0 | 0.00% | 0 | 0 | 0 |
| DAVE WHITE | 8 | 14.29% | 8 | 0 | 0 |
| MELISSA HART | 9 | 16.07% | 8 | 1 | 0 |
| BILL MCSWAIN | 5 | 8.93% | 3 | 2 | 0 |
| CHARLIE GEROW | 0 | 0.00% | 0 | 0 | 0 |
| JOE GALE | 1 | 1.79% | 0 | 1 | 0 |
| JAKE CORMAN | 4 | 7.14% | 4 | 0 | 0 |
| Write-In Totals | 0 | 0.00% | 0 | 0 | 0 |
| Total Votes Cast | 56 | 100.00% | 52 | 4 | 0 |
| Overvotes | 0 | | 0 | 0 | 0 |
| Undervotes | 0 | | 0 | 0 | 0 |

Ellwood City Boro 2-1

REP LIEUTENANT GOVERNOR

Vote For 1

| | TOTAL | VOTE % | ELECTIO N DAY | MAIL VOTE | PROVISI ONAL |
|-----------------------|-------|---------|------------------|--------------|-----------------|
| CLARICE SCHILLINGER | 3 | 5.45% | 2 | 1 | 0 |
| JAMES EARL JONES | 6 | 10.91% | 6 | 0 | 0 |
| RICK SACCONI | 4 | 7.27% | 4 | 0 | 0 |
| JOHN BROWN | 0 | 0.00% | 0 | 0 | 0 |
| CHRIS FRYE | 18 | 32.73% | 15 | 3 | 0 |
| JEFF COLEMAN | 6 | 10.91% | 6 | 0 | 0 |
| RUSS DIAMOND | 0 | 0.00% | 0 | 0 | 0 |
| CARRIE LEWIS DELROSSO | 15 | 27.27% | 15 | 0 | 0 |
| TEDDY DANIELS | 3 | 5.45% | 3 | 0 | 0 |
| Write-In Totals | 0 | 0.00% | 0 | 0 | 0 |
| Total Votes Cast | 55 | 100.00% | 51 | 4 | 0 |
| Overvotes | 0 | | 0 | 0 | 0 |
| Undervotes | 1 | | 1 | 0 | 0 |

REP REPRESENTATIVE IN CONGRESS 16TH DISTRICT

Vote For 1

| | TOTAL | VOTE % | ELECTIO N DAY | MAIL VOTE | PROVISI ONAL |
|------------------|-------|---------|------------------|--------------|-----------------|
| MIKE KELLY | 46 | 100.00% | 45 | 1 | 0 |
| Write-In Totals | 0 | 0.00% | 0 | 0 | 0 |
| Total Votes Cast | 46 | 100.00% | 45 | 1 | 0 |
| Overvotes | 0 | | 0 | 0 | 0 |
| Undervotes | 10 | | 7 | 3 | 0 |

REP REPRESENTATIVE IN THE GENERAL ASSEMBLY 8TH DISTRICT






Vote For 1

| | TOTAL | VOTE % | ELECTIO N DAY | MAIL VOTE | PROVISI ONAL |
|------------------|-------|---------|------------------|--------------|-----------------|
| JOHN L KENNEDY | 5 | 8.93% | 5 | 0 | 0 |
| ERIC O DITULLIO | 2 | 3.57% | 1 | 1 | 0 |
| AARON BERNSTINE | 49 | 87.50% | 46 | 3 | 0 |
| Write-In Totals | 0 | 0.00% | 0 | 0 | 0 |
| Total Votes Cast | 56 | 100.00% | 52 | 4 | 0 |
| Overvotes | 0 | | 0 | 0 | 0 |
| Undervotes | 0 | | 0 | 0 | 0 |

Ellwood City Boro 2-1

REP MEMBER OF REPUBLICAN STATE COMMITTEE

Vote For 2

| | TOTAL | VOTE % | | ELECTIO N DAY | MAIL VOTE | PROVISI ONAL |
|------------------|-------|---------|---|------------------|--------------|-----------------|
| SHERRY J PATTON | 29 | 31.52% |  | 29 | 0 | 0 |
| JEANIE STEELE | 20 | 21.74% |  | 18 | 2 | 0 |
| DALE TURNER | 43 | 46.74% |  | 40 | 3 | 0 |
| Write-In Totals | 0 | 0.00% |  | 0 | 0 | 0 |
| Total Votes Cast | 92 | 100.00% |  | 87 | 5 | 0 |
| Overvotes | 0 | | | 0 | 0 | 0 |
| Undervotes | 20 | | | 17 | 3 | 0 |

Ellwood City Boro 3-1

Statistics

| | TOTAL | ELECTIO N DAY | MAIL VOTE | PROVISI ONAL |
|---------------------------------|--------|------------------|--------------|-----------------|
| Registered Voters - Total | 528 | | | |
| Registered Voters - DEMOCRATIC | 247 | | | |
| Registered Voters - REPUBLICAN | 208 | | | |
| Registered Voters - NONPARTISAN | 73 | | | |
| Ballots Cast - Total | 175 | 136 | 39 | 0 |
| Ballots Cast - DEMOCRATIC | 98 | 62 | 36 | 0 |
| Ballots Cast - REPUBLICAN | 77 | 74 | 3 | 0 |
| Ballots Cast - NONPARTISAN | 0 | 0 | 0 | 0 |
| Ballots Cast - Blank | 0 | 0 | 0 | 0 |
| Voter Turnout - Total | 33.14% | | | |
| Voter Turnout - DEMOCRATIC | 39.68% | | | |
| Voter Turnout - REPUBLICAN | 37.02% | | | |
| Voter Turnout - NONPARTISAN | 0.00% | | | |

DEM UNITED STATES SENATOR

Vote For 1

| | TOTAL | VOTE % | ELECTIO N DAY | MAIL VOTE | PROVISI ONAL |
|------------------|-------|---------|------------------|--------------|-----------------|
| ALEX KHALIL | 1 | 1.02% | 1 | 0 | 0 |
| CONOR LAMB | 28 | 28.57% | 15 | 13 | 0 |
| MALCOLM KENYATTA | 2 | 2.04% | 1 | 1 | 0 |
| JOHN FETTERMAN | 66 | 67.35% | 44 | 22 | 0 |
| Write-In Totals | 1 | 1.02% | 1 | 0 | 0 |
| Total Votes Cast | 98 | 100.00% | 62 | 36 | 0 |
| Overvotes | 0 | | 0 | 0 | 0 |
| Undervotes | 0 | | 0 | 0 | 0 |

DEM GOVERNOR

Vote For 1

| | TOTAL | VOTE % | ELECTIO N DAY | MAIL VOTE | PROVISI ONAL |
|------------------|-------|---------|------------------|--------------|-----------------|
| JOSH SHAPIRO | 94 | 98.95% | 59 | 35 | 0 |
| Write-In Totals | 1 | 1.05% | 1 | 0 | 0 |
| Total Votes Cast | 95 | 100.00% | 60 | 35 | 0 |
| Overvotes | 0 | | 0 | 0 | 0 |
| Undervotes | 3 | | 2 | 1 | 0 |

DEM LIEUTENANT GOVERNOR

Vote For 1

| | TOTAL | VOTE % | ELECTIO N DAY | MAIL VOTE | PROVISI ONAL |
|------------------|-------|---------|------------------|--------------|-----------------|
| AUSTIN DAVIS | 77 | 81.05% | 50 | 27 | 0 |
| RAY SOSA | 9 | 9.47% | 4 | 5 | 0 |
| BRIAN SIMS | 8 | 8.42% | 5 | 3 | 0 |
| Write-In Totals | 1 | 1.05% | 1 | 0 | 0 |
| Total Votes Cast | 95 | 100.00% | 60 | 35 | 0 |
| Overvotes | 1 | | 0 | 1 | 0 |
| Undervotes | 2 | | 2 | 0 | 0 |

Ellwood City Boro 3-1

DEM REPRESENTATIVE IN CONGRESS 16TH DISTRICT

Vote For 1

| | TOTAL | VOTE % | ELECTIO N DAY | MAIL VOTE | PROVISI ONAL |
|------------------|-------|---------|------------------|--------------|-----------------|
| DAN PASTORE | 26 | 27.37% | 20 | 6 | 0 |
| RICK TELESZ | 68 | 71.58% | 39 | 29 | 0 |
| Write-In Totals | 1 | 1.05% | 1 | 0 | 0 |
| Total Votes Cast | 95 | 100.00% | 60 | 35 | 0 |
| Overvotes | 0 | | 0 | 0 | 0 |
| Undervotes | 3 | | 2 | 1 | 0 |

DEM REPRESENTATIVE IN THE GENERAL ASSEMBLY 8TH DISTRICT

Vote For 1

| | TOTAL | VOTE % | ELECTIO N DAY | MAIL VOTE | PROVISI ONAL |
|------------------|-------|---------|------------------|--------------|-----------------|
| Write-In Totals | 12 | 100.00% | 11 | 1 | 0 |
| Total Votes Cast | 12 | 100.00% | 11 | 1 | 0 |
| Overvotes | 0 | | 0 | 0 | 0 |
| Undervotes | 86 | | 51 | 35 | 0 |

DEM MEMBER OF DEMOCRATIC STATE COMMITTEE

Vote For 2

| | TOTAL | VOTE % | ELECTIO N DAY | MAIL VOTE | PROVISI ONAL |
|-------------------|-------|---------|------------------|--------------|-----------------|
| MIRA LOU THOMPSON | 87 | 98.86% | 56 | 31 | 0 |
| Write-In Totals | 1 | 1.14% | 1 | 0 | 0 |
| Total Votes Cast | 88 | 100.00% | 57 | 31 | 0 |
| Overvotes | 0 | | 0 | 0 | 0 |
| Undervotes | 108 | | 67 | 41 | 0 |

DEM MEMBER OF DEMOCRATIC COUNTY COMMITTEE - MALE Ellwood City Boro 3-1

Vote For 1

| | TOTAL | VOTE % | ELECTIO N DAY | MAIL VOTE | PROVISI ONAL |
|------------------|-------|---------|------------------|--------------|-----------------|
| Write-In Totals | 4 | 100.00% | 3 | 1 | 0 |
| Total Votes Cast | 4 | 100.00% | 3 | 1 | 0 |
| Overvotes | 0 | | 0 | 0 | 0 |
| Undervotes | 94 | | 59 | 35 | 0 |

DEM MEMBER OF DEMOCRATIC COUNTY COMMITTEE - FEMALE Ellwood City Boro 3-1

Vote For 1

| | TOTAL | VOTE % | ELECTIO N DAY | MAIL VOTE | PROVISI ONAL |
|------------------|-------|---------|------------------|--------------|-----------------|
| ANGELA VALVANO | 89 | 100.00% | 57 | 32 | 0 |
| Write-In Totals | 0 | 0.00% | 0 | 0 | 0 |
| Total Votes Cast | 89 | 100.00% | 57 | 32 | 0 |
| Overvotes | 0 | | 0 | 0 | 0 |
| Undervotes | 9 | | 5 | 4 | 0 |

Ellwood City Boro 3-1

REP UNITED STATES SENATOR

Vote For 1

| | TOTAL | VOTE % | ELECTIO N DAY | MAIL VOTE | PROVISI ONAL |
|------------------|-------|---------|------------------|--------------|-----------------|
| KATHY BARNETTE | 12 | 15.79% | 12 | 0 | 0 |
| MEHMET OZ | 23 | 30.26% | 23 | 0 | 0 |
| GEORGE BOCHETTO | 0 | 0.00% | 0 | 0 | 0 |
| JEFF BARTOS | 3 | 3.95% | 3 | 0 | 0 |
| DAVE MCCORMICK | 31 | 40.79% | 29 | 2 | 0 |
| SEAN GALE | 0 | 0.00% | 0 | 0 | 0 |
| CARLA SANDS | 7 | 9.21% | 6 | 1 | 0 |
| Write-In Totals | 0 | 0.00% | 0 | 0 | 0 |
| Total Votes Cast | 76 | 100.00% | 73 | 3 | 0 |
| Overvotes | 0 | | 0 | 0 | 0 |
| Undervotes | 1 | | 1 | 0 | 0 |

REP GOVERNOR

Vote For 1

| | TOTAL | VOTE % | ELECTIO N DAY | MAIL VOTE | PROVISI ONAL |
|---------------------|-------|---------|------------------|--------------|-----------------|
| LOU BARLETTA | 15 | 19.48% | 15 | 0 | 0 |
| DOUGLAS V MASTRIANO | 37 | 48.05% | 37 | 0 | 0 |
| NCHE ZAMA | 1 | 1.30% | 1 | 0 | 0 |
| DAVE WHITE | 7 | 9.09% | 6 | 1 | 0 |
| MELISSA HART | 8 | 10.39% | 8 | 0 | 0 |
| BILL MCSWAIN | 8 | 10.39% | 6 | 2 | 0 |
| CHARLIE GEROW | 1 | 1.30% | 1 | 0 | 0 |
| JOE GALE | 0 | 0.00% | 0 | 0 | 0 |
| JAKE CORMAN | 0 | 0.00% | 0 | 0 | 0 |
| Write-In Totals | 0 | 0.00% | 0 | 0 | 0 |
| Total Votes Cast | 77 | 100.00% | 74 | 3 | 0 |
| Overvotes | 0 | | 0 | 0 | 0 |
| Undervotes | 0 | | 0 | 0 | 0 |

Ellwood City Boro 3-1

REP LIEUTENANT GOVERNOR

Vote For 1

| | TOTAL | VOTE % | ELECTIO N DAY | MAIL VOTE | PROVISI ONAL |
|-----------------------|-------|---------|------------------|--------------|-----------------|
| CLARICE SCHILLINGER | 4 | 5.63% | 4 | 0 | 0 |
| JAMES EARL JONES | 3 | 4.23% | 3 | 0 | 0 |
| RICK SACCONI | 5 | 7.04% | 5 | 0 | 0 |
| JOHN BROWN | 0 | 0.00% | 0 | 0 | 0 |
| CHRIS FRYE | 28 | 39.44% | 27 | 1 | 0 |
| JEFF COLEMAN | 1 | 1.41% | 1 | 0 | 0 |
| RUSS DIAMOND | 2 | 2.82% | 2 | 0 | 0 |
| CARRIE LEWIS DELROSSO | 23 | 32.39% | 21 | 2 | 0 |
| TEDDY DANIELS | 5 | 7.04% | 5 | 0 | 0 |
| Write-In Totals | 0 | 0.00% | 0 | 0 | 0 |
| Total Votes Cast | 71 | 100.00% | 68 | 3 | 0 |
| Overvotes | 0 | | 0 | 0 | 0 |
| Undervotes | 6 | | 6 | 0 | 0 |

REP REPRESENTATIVE IN CONGRESS 16TH DISTRICT

Vote For 1

| | TOTAL | VOTE % | ELECTIO N DAY | MAIL VOTE | PROVISI ONAL |
|------------------|-------|---------|------------------|--------------|-----------------|
| MIKE KELLY | 68 | 100.00% | 65 | 3 | 0 |
| Write-In Totals | 0 | 0.00% | 0 | 0 | 0 |
| Total Votes Cast | 68 | 100.00% | 65 | 3 | 0 |
| Overvotes | 0 | | 0 | 0 | 0 |
| Undervotes | 9 | | 9 | 0 | 0 |

REP REPRESENTATIVE IN THE GENERAL ASSEMBLY 8TH DISTRICT

Vote For 1

| | TOTAL | VOTE % | ELECTIO N DAY | MAIL VOTE | PROVISI ONAL |
|------------------|-------|---------|------------------|--------------|-----------------|
| JOHN L KENNEDY | 10 | 13.33% | 10 | 0 | 0 |
| ERIC O DITULLIO | 7 | 9.33% | 7 | 0 | 0 |
| AARON BERNSTINE | 58 | 77.33% | 55 | 3 | 0 |
| Write-In Totals | 0 | 0.00% | 0 | 0 | 0 |
| Total Votes Cast | 75 | 100.00% | 72 | 3 | 0 |
| Overvotes | 0 | | 0 | 0 | 0 |
| Undervotes | 2 | | 2 | 0 | 0 |

Ellwood City Boro 3-1

REP MEMBER OF REPUBLICAN STATE COMMITTEE

Vote For 2

| | TOTAL | VOTE % | ELECTIO N DAY | MAIL VOTE | PROVISI ONAL |
|------------------|-------|---------|------------------|--------------|-----------------|
| SHERRY J PATTON | 33 | 28.70% | 32 | 1 | 0 |
| JEANIE STEELE | 19 | 16.52% | 17 | 2 | 0 |
| DALE TURNER | 62 | 53.91% | 59 | 3 | 0 |
| Write-In Totals | 1 | 0.87% | 1 | 0 | 0 |
| Total Votes Cast | 115 | 100.00% | 109 | 6 | 0 |
| Overvotes | 0 | | 0 | 0 | 0 |
| Undervotes | 39 | | 39 | 0 | 0 |

Ellwood City Boro 4-1

Statistics

| | TOTAL | ELECTIO N DAY | MAIL VOTE | PROVISI ONAL |
|---------------------------------|--------|------------------|--------------|-----------------|
| Registered Voters - Total | 607 | | | |
| Registered Voters - DEMOCRATIC | 243 | | | |
| Registered Voters - REPUBLICAN | 262 | | | |
| Registered Voters - NONPARTISAN | 102 | | | |
| Ballots Cast - Total | 194 | 169 | 25 | 0 |
| Ballots Cast - DEMOCRATIC | 74 | 51 | 23 | 0 |
| Ballots Cast - REPUBLICAN | 120 | 118 | 2 | 0 |
| Ballots Cast - NONPARTISAN | 0 | 0 | 0 | 0 |
| Ballots Cast - Blank | 0 | 0 | 0 | 0 |
| Voter Turnout - Total | 31.96% | | | |
| Voter Turnout - DEMOCRATIC | 30.45% | | | |
| Voter Turnout - REPUBLICAN | 45.80% | | | |
| Voter Turnout - NONPARTISAN | 0.00% | | | |

DEM UNITED STATES SENATOR

Vote For 1

| | TOTAL | VOTE % | ELECTIO N DAY | MAIL VOTE | PROVISI ONAL |
|------------------|-------|---------|------------------|--------------|-----------------|
| ALEX KHALIL | 2 | 2.70% | 2 | 0 | 0 |
| CONOR LAMB | 22 | 29.73% | 15 | 7 | 0 |
| MALCOLM KENYATTA | 1 | 1.35% | 1 | 0 | 0 |
| JOHN FETTERMAN | 47 | 63.51% | 31 | 16 | 0 |
| Write-In Totals | 2 | 2.70% | 2 | 0 | 0 |
| Total Votes Cast | 74 | 100.00% | 51 | 23 | 0 |
| Overvotes | 0 | | 0 | 0 | 0 |
| Undervotes | 0 | | 0 | 0 | 0 |

DEM GOVERNOR

Vote For 1

| | TOTAL | VOTE % | ELECTIO N DAY | MAIL VOTE | PROVISI ONAL |
|------------------|-------|---------|------------------|--------------|-----------------|
| JOSH SHAPIRO | 67 | 97.10% | 44 | 23 | 0 |
| Write-In Totals | 2 | 2.90% | 2 | 0 | 0 |
| Total Votes Cast | 69 | 100.00% | 46 | 23 | 0 |
| Overvotes | 0 | | 0 | 0 | 0 |
| Undervotes | 5 | | 5 | 0 | 0 |

DEM LIEUTENANT GOVERNOR

Vote For 1

| | TOTAL | VOTE % | ELECTIO N DAY | MAIL VOTE | PROVISI ONAL |
|------------------|-------|---------|------------------|--------------|-----------------|
| AUSTIN DAVIS | 60 | 85.71% | 39 | 21 | 0 |
| RAY SOSA | 2 | 2.86% | 2 | 0 | 0 |
| BRIAN SIMS | 7 | 10.00% | 6 | 1 | 0 |
| Write-In Totals | 1 | 1.43% | 1 | 0 | 0 |
| Total Votes Cast | 70 | 100.00% | 48 | 22 | 0 |
| Overvotes | 0 | | 0 | 0 | 0 |
| Undervotes | 4 | | 3 | 1 | 0 |

Ellwood City Boro 4-1

DEM REPRESENTATIVE IN CONGRESS 16TH DISTRICT

Vote For 1

| | TOTAL | VOTE % | ELECTIO N DAY | MAIL VOTE | PROVISI ONAL |
|------------------|-------|---------|------------------|--------------|-----------------|
| DAN PASTORE | 6 | 8.33% | 5 | 1 | 0 |
| RICK TELESZ | 64 | 88.89% | 44 | 20 | 0 |
| Write-In Totals | 2 | 2.78% | 1 | 1 | 0 |
| Total Votes Cast | 72 | 100.00% | 50 | 22 | 0 |
| Overvotes | 0 | | 0 | 0 | 0 |
| Undervotes | 2 | | 1 | 1 | 0 |

DEM REPRESENTATIVE IN THE GENERAL ASSEMBLY 8TH DISTRICT

Vote For 1

| | TOTAL | VOTE % | ELECTIO N DAY | MAIL VOTE | PROVISI ONAL |
|------------------|-------|---------|------------------|--------------|-----------------|
| Write-In Totals | 4 | 100.00% | 4 | 0 | 0 |
| Total Votes Cast | 4 | 100.00% | 4 | 0 | 0 |
| Overvotes | 0 | | 0 | 0 | 0 |
| Undervotes | 70 | | 47 | 23 | 0 |

DEM MEMBER OF DEMOCRATIC STATE COMMITTEE

Vote For 2

| | TOTAL | VOTE % | ELECTIO N DAY | MAIL VOTE | PROVISI ONAL |
|-------------------|-------|---------|------------------|--------------|-----------------|
| MIRA LOU THOMPSON | 66 | 100.00% | 46 | 20 | 0 |
| Write-In Totals | 0 | 0.00% | 0 | 0 | 0 |
| Total Votes Cast | 66 | 100.00% | 46 | 20 | 0 |
| Overvotes | 0 | | 0 | 0 | 0 |
| Undervotes | 82 | | 56 | 26 | 0 |

DEM MEMBER OF DEMOCRATIC COUNTY COMMITTEE - MALE Ellwood City Boro 4-1

Vote For 1

| | TOTAL | VOTE % | ELECTIO N DAY | MAIL VOTE | PROVISI ONAL |
|------------------|-------|---------|------------------|--------------|-----------------|
| Write-In Totals | 2 | 100.00% | 2 | 0 | 0 |
| Total Votes Cast | 2 | 100.00% | 2 | 0 | 0 |
| Overvotes | 0 | | 0 | 0 | 0 |
| Undervotes | 72 | | 49 | 23 | 0 |

DEM MEMBER OF DEMOCRATIC COUNTY COMMITTEE - FEMALE Ellwood City Boro 4-1

Vote For 1

| | TOTAL | VOTE % | ELECTIO N DAY | MAIL VOTE | PROVISI ONAL |
|------------------|-------|---------|------------------|--------------|-----------------|
| Write-In Totals | 2 | 100.00% | 2 | 0 | 0 |
| Total Votes Cast | 2 | 100.00% | 2 | 0 | 0 |
| Overvotes | 0 | | 0 | 0 | 0 |
| Undervotes | 72 | | 49 | 23 | 0 |

Ellwood City Boro 4-1

REP UNITED STATES SENATOR

Vote For 1

| | TOTAL | VOTE % | ELECTIO N DAY | MAIL VOTE | PROVISI ONAL |
|------------------|-------|---------|------------------|--------------|-----------------|
| KATHY BARNETTE | 37 | 31.09% | 36 | 1 | 0 |
| MEHMET OZ | 32 | 26.89% | 31 | 1 | 0 |
| GEORGE BOCHETTO | 1 | 0.84% | 1 | 0 | 0 |
| JEFF BARTOS | 0 | 0.00% | 0 | 0 | 0 |
| DAVE MCCORMICK | 44 | 36.97% | 44 | 0 | 0 |
| SEAN GALE | 1 | 0.84% | 1 | 0 | 0 |
| CARLA SANDS | 2 | 1.68% | 2 | 0 | 0 |
| Write-In Totals | 2 | 1.68% | 2 | 0 | 0 |
| Total Votes Cast | 119 | 100.00% | 117 | 2 | 0 |
| Overvotes | 0 | | 0 | 0 | 0 |
| Undervotes | 1 | | 1 | 0 | 0 |

REP GOVERNOR

Vote For 1

| | TOTAL | VOTE % | ELECTIO N DAY | MAIL VOTE | PROVISI ONAL |
|---------------------|-------|---------|------------------|--------------|-----------------|
| LOU BARLETTA | 8 | 6.78% | 8 | 0 | 0 |
| DOUGLAS V MASTRIANO | 72 | 61.02% | 72 | 0 | 0 |
| NCHE ZAMA | 1 | 0.85% | 1 | 0 | 0 |
| DAVE WHITE | 11 | 9.32% | 10 | 1 | 0 |
| MELISSA HART | 3 | 2.54% | 3 | 0 | 0 |
| BILL MCSWAIN | 18 | 15.25% | 17 | 1 | 0 |
| CHARLIE GEROW | 1 | 0.85% | 1 | 0 | 0 |
| JOE GALE | 0 | 0.00% | 0 | 0 | 0 |
| JAKE CORMAN | 2 | 1.69% | 2 | 0 | 0 |
| Write-In Totals | 2 | 1.69% | 2 | 0 | 0 |
| Total Votes Cast | 118 | 100.00% | 116 | 2 | 0 |
| Overvotes | 1 | | 1 | 0 | 0 |
| Undervotes | 1 | | 1 | 0 | 0 |

Ellwood City Boro 4-1

REP LIEUTENANT GOVERNOR

Vote For 1

| | TOTAL | VOTE % | ELECTIO N DAY | MAIL VOTE | PROVISI ONAL |
|-----------------------|-------|---------|------------------|--------------|-----------------|
| CLARICE SCHILLINGER | 2 | 1.74% | 2 | 0 | 0 |
| JAMES EARL JONES | 1 | 0.87% | 1 | 0 | 0 |
| RICK SACCONI | 15 | 13.04% | 15 | 0 | 0 |
| JOHN BROWN | 2 | 1.74% | 2 | 0 | 0 |
| CHRIS FRYE | 46 | 40.00% | 44 | 2 | 0 |
| JEFF COLEMAN | 5 | 4.35% | 5 | 0 | 0 |
| RUSS DIAMOND | 2 | 1.74% | 2 | 0 | 0 |
| CARRIE LEWIS DELROSSO | 23 | 20.00% | 23 | 0 | 0 |
| TEDDY DANIELS | 17 | 14.78% | 17 | 0 | 0 |
| Write-In Totals | 2 | 1.74% | 2 | 0 | 0 |
| Total Votes Cast | 115 | 100.00% | 113 | 2 | 0 |
| Overvotes | 0 | | 0 | 0 | 0 |
| Undervotes | 5 | | 5 | 0 | 0 |

REP REPRESENTATIVE IN CONGRESS 16TH DISTRICT

Vote For 1

| | TOTAL | VOTE % | ELECTIO N DAY | MAIL VOTE | PROVISI ONAL |
|------------------|-------|---------|------------------|--------------|-----------------|
| MIKE KELLY | 108 | 97.30% | 107 | 1 | 0 |
| Write-In Totals | 3 | 2.70% | 3 | 0 | 0 |
| Total Votes Cast | 111 | 100.00% | 110 | 1 | 0 |
| Overvotes | 0 | | 0 | 0 | 0 |
| Undervotes | 9 | | 8 | 1 | 0 |

REP REPRESENTATIVE IN THE GENERAL ASSEMBLY 8TH DISTRICT






Vote For 1

| | TOTAL | VOTE % | ELECTIO N DAY | MAIL VOTE | PROVISI ONAL |
|------------------|-------|---------|------------------|--------------|-----------------|
| JOHN L KENNEDY | 13 | 10.83% | 13 | 0 | 0 |
| ERIC O DITULLIO | 4 | 3.33% | 3 | 1 | 0 |
| AARON BERNSTINE | 103 | 85.83% | 102 | 1 | 0 |
| Write-In Totals | 0 | 0.00% | 0 | 0 | 0 |
| Total Votes Cast | 120 | 100.00% | 118 | 2 | 0 |
| Overvotes | 0 | | 0 | 0 | 0 |
| Undervotes | 0 | | 0 | 0 | 0 |

Ellwood City Boro 4-1

REP MEMBER OF REPUBLICAN STATE COMMITTEE

Vote For 2

| | TOTAL | VOTE % | ELECTIO N DAY | MAIL VOTE | PROVISI ONAL |
|------------------|-------|---|------------------|--------------|-----------------|
| SHERRY J PATTON | 38 | 20.76%  | 37 | 1 | 0 |
| JEANIE STEELE | 52 | 28.42%  | 51 | 1 | 0 |
| DALE TURNER | 89 | 48.63%  | 87 | 2 | 0 |
| Write-In Totals | 4 | 2.19%  | 4 | 0 | 0 |
| Total Votes Cast | 183 | 100.00%  | 179 | 4 | 0 |
| Overvotes | 0 | | 0 | 0 | 0 |
| Undervotes | 57 | | 57 | 0 | 0 |

Ellwood City Boro 4-2

| Statistics | TOTAL | ELECTIO N DAY | MAIL VOTE | PROVISI ONAL |
|---------------------------------|--------|------------------|--------------|-----------------|
| Registered Voters - Total | 628 | | | |
| Registered Voters - DEMOCRATIC | 292 | | | |
| Registered Voters - REPUBLICAN | 265 | | | |
| Registered Voters - NONPARTISAN | 71 | | | |
| Ballots Cast - Total | 212 | 163 | 49 | 0 |
| Ballots Cast - DEMOCRATIC | 111 | 72 | 39 | 0 |
| Ballots Cast - REPUBLICAN | 101 | 91 | 10 | 0 |
| Ballots Cast - NONPARTISAN | 0 | 0 | 0 | 0 |
| Ballots Cast - Blank | 1 | 1 | 0 | 0 |
| Voter Turnout - Total | 33.76% | | | |
| Voter Turnout - DEMOCRATIC | 38.01% | | | |
| Voter Turnout - REPUBLICAN | 38.11% | | | |
| Voter Turnout - NONPARTISAN | 0.00% | | | |

DEM UNITED STATES SENATOR

Vote For 1

| | TOTAL | VOTE % | ELECTIO N DAY | MAIL VOTE | PROVISI ONAL |
|------------------|-------|---------|------------------|--------------|-----------------|
| ALEX KHALIL | 3 | 2.75% | 3 | 0 | 0 |
| CONOR LAMB | 45 | 41.28% | 28 | 17 | 0 |
| MALCOLM KENYATTA | 5 | 4.59% | 4 | 1 | 0 |
| JOHN FETTERMAN | 53 | 48.62% | 32 | 21 | 0 |
| Write-In Totals | 3 | 2.75% | 3 | 0 | 0 |
| Total Votes Cast | 109 | 100.00% | 70 | 39 | 0 |
| Overvotes | 0 | | 0 | 0 | 0 |
| Undervotes | 2 | | 2 | 0 | 0 |

DEM GOVERNOR

Vote For 1

| | TOTAL | VOTE % | ELECTIO N DAY | MAIL VOTE | PROVISI ONAL |
|------------------|-------|---------|------------------|--------------|-----------------|
| JOSH SHAPIRO | 102 | 96.23% | 64 | 38 | 0 |
| Write-In Totals | 4 | 3.77% | 4 | 0 | 0 |
| Total Votes Cast | 106 | 100.00% | 68 | 38 | 0 |
| Overvotes | 0 | | 0 | 0 | 0 |
| Undervotes | 5 | | 4 | 1 | 0 |

DEM LIEUTENANT GOVERNOR

Vote For 1

| | TOTAL | VOTE % | ELECTIO N DAY | MAIL VOTE | PROVISI ONAL |
|------------------|-------|---------|------------------|--------------|-----------------|
| AUSTIN DAVIS | 85 | 83.33% | 51 | 34 | 0 |
| RAY SOSA | 10 | 9.80% | 7 | 3 | 0 |
| BRIAN SIMS | 5 | 4.90% | 5 | 0 | 0 |
| Write-In Totals | 2 | 1.96% | 2 | 0 | 0 |
| Total Votes Cast | 102 | 100.00% | 65 | 37 | 0 |
| Overvotes | 0 | | 0 | 0 | 0 |
| Undervotes | 9 | | 7 | 2 | 0 |

Ellwood City Boro 4-2

DEM REPRESENTATIVE IN CONGRESS 16TH DISTRICT

Vote For 1

| | TOTAL | VOTE % | ELECTIO N DAY | MAIL VOTE | PROVISI ONAL |
|------------------|-------|---------|------------------|--------------|-----------------|
| DAN PASTORE | 20 | 19.61% | 13 | 7 | 0 |
| RICK TELESZ | 80 | 78.43% | 48 | 32 | 0 |
| Write-In Totals | 2 | 1.96% | 2 | 0 | 0 |
| Total Votes Cast | 102 | 100.00% | 63 | 39 | 0 |
| Overvotes | 0 | | 0 | 0 | 0 |
| Undervotes | 9 | | 9 | 0 | 0 |

DEM REPRESENTATIVE IN THE GENERAL ASSEMBLY 8TH DISTRICT

Vote For 1

| | TOTAL | VOTE % | ELECTIO N DAY | MAIL VOTE | PROVISI ONAL |
|------------------|-------|---------|------------------|--------------|-----------------|
| Write-In Totals | 11 | 100.00% | 6 | 5 | 0 |
| Total Votes Cast | 11 | 100.00% | 6 | 5 | 0 |
| Overvotes | 0 | | 0 | 0 | 0 |
| Undervotes | 100 | | 66 | 34 | 0 |

DEM MEMBER OF DEMOCRATIC STATE COMMITTEE

Vote For 2

| | TOTAL | VOTE % | ELECTIO N DAY | MAIL VOTE | PROVISI ONAL |
|-------------------|-------|---------|------------------|--------------|-----------------|
| MIRA LOU THOMPSON | 93 | 94.90% | 55 | 38 | 0 |
| Write-In Totals | 5 | 5.10% | 3 | 2 | 0 |
| Total Votes Cast | 98 | 100.00% | 58 | 40 | 0 |
| Overvotes | 0 | | 0 | 0 | 0 |
| Undervotes | 124 | | 86 | 38 | 0 |

DEM MEMBER OF DEMOCRATIC COUNTY COMMITTEE - MALE Ellwood City Boro 4-2

Vote For 1

| | TOTAL | VOTE % | ELECTIO N DAY | MAIL VOTE | PROVISI ONAL |
|------------------|-------|---------|------------------|--------------|-----------------|
| Write-In Totals | 5 | 100.00% | 2 | 3 | 0 |
| Total Votes Cast | 5 | 100.00% | 2 | 3 | 0 |
| Overvotes | 0 | | 0 | 0 | 0 |
| Undervotes | 106 | | 70 | 36 | 0 |

DEM MEMBER OF DEMOCRATIC COUNTY COMMITTEE - FEMALE Ellwood City Boro 4-2

Vote For 1

| | TOTAL | VOTE % | ELECTIO N DAY | MAIL VOTE | PROVISI ONAL |
|------------------|-------|---------|------------------|--------------|-----------------|
| Write-In Totals | 7 | 100.00% | 5 | 2 | 0 |
| Total Votes Cast | 7 | 100.00% | 5 | 2 | 0 |
| Overvotes | 0 | | 0 | 0 | 0 |
| Undervotes | 104 | | 67 | 37 | 0 |

Ellwood City Boro 4-2

REP UNITED STATES SENATOR

Vote For 1

| | TOTAL | VOTE % | ELECTIO N DAY | MAIL VOTE | PROVISI ONAL |
|------------------|-------|---------|------------------|--------------|-----------------|
| KATHY BARNETTE | 24 | 24.24% | 21 | 3 | 0 |
| MEHMET OZ | 27 | 27.27% | 25 | 2 | 0 |
| GEORGE BOCHETTO | 0 | 0.00% | 0 | 0 | 0 |
| JEFF BARTOS | 3 | 3.03% | 3 | 0 | 0 |
| DAVE MCCORMICK | 40 | 40.40% | 36 | 4 | 0 |
| SEAN GALE | 3 | 3.03% | 3 | 0 | 0 |
| CARLA SANDS | 1 | 1.01% | 1 | 0 | 0 |
| Write-In Totals | 1 | 1.01% | 1 | 0 | 0 |
| Total Votes Cast | 99 | 100.00% | 90 | 9 | 0 |
| Overvotes | 0 | | 0 | 0 | 0 |
| Undervotes | 2 | | 1 | 1 | 0 |

REP GOVERNOR

Vote For 1

| | TOTAL | VOTE % | ELECTIO N DAY | MAIL VOTE | PROVISI ONAL |
|---------------------|-------|---------|------------------|--------------|-----------------|
| LOU BARLETTA | 9 | 8.91% | 7 | 2 | 0 |
| DOUGLAS V MASTRIANO | 56 | 55.45% | 53 | 3 | 0 |
| NCHE ZAMA | 0 | 0.00% | 0 | 0 | 0 |
| DAVE WHITE | 8 | 7.92% | 7 | 1 | 0 |
| MELISSA HART | 10 | 9.90% | 8 | 2 | 0 |
| BILL MCSWAIN | 12 | 11.88% | 10 | 2 | 0 |
| CHARLIE GEROW | 0 | 0.00% | 0 | 0 | 0 |
| JOE GALE | 4 | 3.96% | 4 | 0 | 0 |
| JAKE CORMAN | 1 | 0.99% | 1 | 0 | 0 |
| Write-In Totals | 1 | 0.99% | 1 | 0 | 0 |
| Total Votes Cast | 101 | 100.00% | 91 | 10 | 0 |
| Overvotes | 0 | | 0 | 0 | 0 |
| Undervotes | 0 | | 0 | 0 | 0 |

Ellwood City Boro 4-2

REP LIEUTENANT GOVERNOR

Vote For 1

| | TOTAL | VOTE % | ELECTIO N DAY | MAIL VOTE | PROVISI ONAL |
|-----------------------|-------|---------|------------------|--------------|-----------------|
| CLARICE SCHILLINGER | 0 | 0.00% | 0 | 0 | 0 |
| JAMES EARL JONES | 2 | 2.13% | 2 | 0 | 0 |
| RICK SACCONO | 14 | 14.89% | 12 | 2 | 0 |
| JOHN BROWN | 1 | 1.06% | 1 | 0 | 0 |
| CHRIS FRYE | 43 | 45.74% | 38 | 5 | 0 |
| JEFF COLEMAN | 2 | 2.13% | 2 | 0 | 0 |
| RUSS DIAMOND | 2 | 2.13% | 2 | 0 | 0 |
| CARRIE LEWIS DELROSSO | 15 | 15.96% | 15 | 0 | 0 |
| TEDDY DANIELS | 14 | 14.89% | 13 | 1 | 0 |
| Write-In Totals | 1 | 1.06% | 0 | 1 | 0 |
| Total Votes Cast | 94 | 100.00% | 85 | 9 | 0 |
| Overvotes | 1 | | 0 | 1 | 0 |
| Undervotes | 6 | | 6 | 0 | 0 |

REP REPRESENTATIVE IN CONGRESS 16TH DISTRICT

Vote For 1

| | TOTAL | VOTE % | ELECTIO N DAY | MAIL VOTE | PROVISI ONAL |
|------------------|-------|---------|------------------|--------------|-----------------|
| MIKE KELLY | 88 | 100.00% | 80 | 8 | 0 |
| Write-In Totals | 0 | 0.00% | 0 | 0 | 0 |
| Total Votes Cast | 88 | 100.00% | 80 | 8 | 0 |
| Overvotes | 0 | | 0 | 0 | 0 |
| Undervotes | 13 | | 11 | 2 | 0 |

REP REPRESENTATIVE IN THE GENERAL ASSEMBLY 8TH DISTRICT

Vote For 1

| | TOTAL | VOTE % | ELECTIO N DAY | MAIL VOTE | PROVISI ONAL |
|------------------|-------|---------|------------------|--------------|-----------------|
| JOHN L KENNEDY | 10 | 9.90% | 7 | 3 | 0 |
| ERIC O DITULLIO | 8 | 7.92% | 7 | 1 | 0 |
| AARON BERNSTINE | 83 | 82.18% | 77 | 6 | 0 |
| Write-In Totals | 0 | 0.00% | 0 | 0 | 0 |
| Total Votes Cast | 101 | 100.00% | 91 | 10 | 0 |
| Overvotes | 0 | | 0 | 0 | 0 |
| Undervotes | 0 | | 0 | 0 | 0 |

Ellwood City Boro 4-2

REP MEMBER OF REPUBLICAN STATE COMMITTEE

Vote For 2

| | TOTAL | VOTE % | ELECTIO N DAY | MAIL VOTE | PROVISI ONAL |
|------------------|-------|---------|------------------|--------------|-----------------|
| SHERRY J PATTON | 33 | 20.62% | 29 | 4 | 0 |
| JEANIE STEELE | 48 | 30.00% | 42 | 6 | 0 |
| DALE TURNER | 78 | 48.75% | 68 | 10 | 0 |
| Write-In Totals | 1 | 0.62% | 1 | 0 | 0 |
| Total Votes Cast | 160 | 100.00% | 140 | 20 | 0 |
| Overvotes | 0 | | 0 | 0 | 0 |
| Undervotes | 42 | | 42 | 0 | 0 |

Ellwood City Boro 5-1

Statistics

| | TOTAL | ELECTIO N DAY | MAIL VOTE | PROVISI ONAL |
|---------------------------------|--------|------------------|--------------|-----------------|
| Registered Voters - Total | 537 | | | |
| Registered Voters - DEMOCRATIC | 243 | | | |
| Registered Voters - REPUBLICAN | 244 | | | |
| Registered Voters - NONPARTISAN | 50 | | | |
| Ballots Cast - Total | 211 | 162 | 49 | 0 |
| Ballots Cast - DEMOCRATIC | 112 | 73 | 39 | 0 |
| Ballots Cast - REPUBLICAN | 99 | 89 | 10 | 0 |
| Ballots Cast - NONPARTISAN | 0 | 0 | 0 | 0 |
| Ballots Cast - Blank | 0 | 0 | 0 | 0 |
| Voter Turnout - Total | 39.29% | | | |
| Voter Turnout - DEMOCRATIC | 46.09% | | | |
| Voter Turnout - REPUBLICAN | 40.57% | | | |
| Voter Turnout - NONPARTISAN | 0.00% | | | |

DEM UNITED STATES SENATOR

Vote For 1

| | TOTAL | VOTE % | ELECTIO N DAY | MAIL VOTE | PROVISI ONAL |
|------------------|-------|---------|------------------|--------------|-----------------|
| ALEX KHALIL | 2 | 1.82% | 2 | 0 | 0 |
| CONOR LAMB | 39 | 35.45% | 24 | 15 | 0 |
| MALCOLM KENYATTA | 1 | 0.91% | 0 | 1 | 0 |
| JOHN FETTERMAN | 68 | 61.82% | 46 | 22 | 0 |
| Write-In Totals | 0 | 0.00% | 0 | 0 | 0 |
| Total Votes Cast | 110 | 100.00% | 72 | 38 | 0 |
| Overvotes | 1 | | 0 | 1 | 0 |
| Undervotes | 1 | | 1 | 0 | 0 |

DEM GOVERNOR

Vote For 1

| | TOTAL | VOTE % | ELECTIO N DAY | MAIL VOTE | PROVISI ONAL |
|------------------|-------|---------|------------------|--------------|-----------------|
| JOSH SHAPIRO | 102 | 97.14% | 65 | 37 | 0 |
| Write-In Totals | 3 | 2.86% | 2 | 1 | 0 |
| Total Votes Cast | 105 | 100.00% | 67 | 38 | 0 |
| Overvotes | 0 | | 0 | 0 | 0 |
| Undervotes | 7 | | 6 | 1 | 0 |

DEM LIEUTENANT GOVERNOR

Vote For 1

| | TOTAL | VOTE % | ELECTIO N DAY | MAIL VOTE | PROVISI ONAL |
|------------------|-------|---------|------------------|--------------|-----------------|
| AUSTIN DAVIS | 84 | 79.25% | 56 | 28 | 0 |
| RAY SOSA | 8 | 7.55% | 5 | 3 | 0 |
| BRIAN SIMS | 12 | 11.32% | 7 | 5 | 0 |
| Write-In Totals | 2 | 1.89% | 1 | 1 | 0 |
| Total Votes Cast | 106 | 100.00% | 69 | 37 | 0 |
| Overvotes | 0 | | 0 | 0 | 0 |
| Undervotes | 6 | | 4 | 2 | 0 |

Ellwood City Boro 5-1

DEM REPRESENTATIVE IN CONGRESS 16TH DISTRICT

Vote For 1

| | TOTAL | VOTE % | ELECTIO N DAY | MAIL VOTE | PROVISI ONAL |
|------------------|-------|---------|------------------|--------------|-----------------|
| DAN PASTORE | 17 | 16.04% | 12 | 5 | 0 |
| RICK TELESZ | 88 | 83.02% | 58 | 30 | 0 |
| Write-In Totals | 1 | 0.94% | 0 | 1 | 0 |
| Total Votes Cast | 106 | 100.00% | 70 | 36 | 0 |
| Overvotes | 0 | | 0 | 0 | 0 |
| Undervotes | 6 | | 3 | 3 | 0 |

DEM REPRESENTATIVE IN THE GENERAL ASSEMBLY 8TH DISTRICT

Vote For 1

| | TOTAL | VOTE % | ELECTIO N DAY | MAIL VOTE | PROVISI ONAL |
|------------------|-------|---------|------------------|--------------|-----------------|
| Write-In Totals | 10 | 100.00% | 5 | 5 | 0 |
| Total Votes Cast | 10 | 100.00% | 5 | 5 | 0 |
| Overvotes | 0 | | 0 | 0 | 0 |
| Undervotes | 102 | | 68 | 34 | 0 |

DEM MEMBER OF DEMOCRATIC STATE COMMITTEE

Vote For 2

| | TOTAL | VOTE % | ELECTIO N DAY | MAIL VOTE | PROVISI ONAL |
|-------------------|-------|---------|------------------|--------------|-----------------|
| MIRA LOU THOMPSON | 90 | 96.77% | 55 | 35 | 0 |
| Write-In Totals | 3 | 3.23% | 2 | 1 | 0 |
| Total Votes Cast | 93 | 100.00% | 57 | 36 | 0 |
| Overvotes | 0 | | 0 | 0 | 0 |
| Undervotes | 131 | | 89 | 42 | 0 |

DEM MEMBER OF DEMOCRATIC COUNTY COMMITTEE - MALE Ellwood City Boro 5-1

Vote For 1

| | TOTAL | VOTE % | ELECTIO N DAY | MAIL VOTE | PROVISI ONAL |
|------------------|-------|---------|------------------|--------------|-----------------|
| Write-In Totals | 6 | 100.00% | 3 | 3 | 0 |
| Total Votes Cast | 6 | 100.00% | 3 | 3 | 0 |
| Overvotes | 0 | | 0 | 0 | 0 |
| Undervotes | 106 | | 70 | 36 | 0 |

DEM MEMBER OF DEMOCRATIC COUNTY COMMITTEE - FEMALE Ellwood City Boro 5-1

Vote For 1

| | TOTAL | VOTE % | ELECTIO N DAY | MAIL VOTE | PROVISI ONAL |
|------------------|-------|---------|------------------|--------------|-----------------|
| Write-In Totals | 11 | 100.00% | 8 | 3 | 0 |
| Total Votes Cast | 11 | 100.00% | 8 | 3 | 0 |
| Overvotes | 0 | | 0 | 0 | 0 |
| Undervotes | 101 | | 65 | 36 | 0 |

Ellwood City Boro 5-1

REP UNITED STATES SENATOR

Vote For 1

| | TOTAL | VOTE % | ELECTIO N DAY | MAIL VOTE | PROVISI ONAL |
|------------------|-------|---------|------------------|--------------|-----------------|
| KATHY BARNETTE | 18 | 18.37% | 18 | 0 | 0 |
| MEHMET OZ | 36 | 36.73% | 30 | 6 | 0 |
| GEORGE BOCHETTO | 0 | 0.00% | 0 | 0 | 0 |
| JEFF BARTOS | 2 | 2.04% | 2 | 0 | 0 |
| DAVE MCCORMICK | 30 | 30.61% | 26 | 4 | 0 |
| SEAN GALE | 2 | 2.04% | 2 | 0 | 0 |
| CARLA SANDS | 8 | 8.16% | 8 | 0 | 0 |
| Write-In Totals | 2 | 2.04% | 2 | 0 | 0 |
| Total Votes Cast | 98 | 100.00% | 88 | 10 | 0 |
| Overvotes | 0 | | 0 | 0 | 0 |
| Undervotes | 1 | | 1 | 0 | 0 |

REP GOVERNOR

Vote For 1

| | TOTAL | VOTE % | ELECTIO N DAY | MAIL VOTE | PROVISI ONAL |
|---------------------|-------|---------|------------------|--------------|-----------------|
| LOU BARLETTA | 13 | 13.13% | 13 | 0 | 0 |
| DOUGLAS V MASTRIANO | 50 | 50.51% | 49 | 1 | 0 |
| NCHE ZAMA | 0 | 0.00% | 0 | 0 | 0 |
| DAVE WHITE | 7 | 7.07% | 2 | 5 | 0 |
| MELISSA HART | 10 | 10.10% | 9 | 1 | 0 |
| BILL MCSWAIN | 15 | 15.15% | 12 | 3 | 0 |
| CHARLIE GEROW | 0 | 0.00% | 0 | 0 | 0 |
| JOE GALE | 2 | 2.02% | 2 | 0 | 0 |
| JAKE CORMAN | 1 | 1.01% | 1 | 0 | 0 |
| Write-In Totals | 1 | 1.01% | 1 | 0 | 0 |
| Total Votes Cast | 99 | 100.00% | 89 | 10 | 0 |
| Overvotes | 0 | | 0 | 0 | 0 |
| Undervotes | 0 | | 0 | 0 | 0 |

Ellwood City Boro 5-1

REP LIEUTENANT GOVERNOR

Vote For 1

| | TOTAL | VOTE % | ELECTIO N DAY | MAIL VOTE | PROVISI ONAL |
|-----------------------|-------|---------|------------------|--------------|-----------------|
| CLARICE SCHILLINGER | 0 | 0.00% | 0 | 0 | 0 |
| JAMES EARL JONES | 3 | 3.06% | 3 | 0 | 0 |
| RICK SACCONO | 14 | 14.29% | 13 | 1 | 0 |
| JOHN BROWN | 2 | 2.04% | 2 | 0 | 0 |
| CHRIS FRYE | 33 | 33.67% | 28 | 5 | 0 |
| JEFF COLEMAN | 1 | 1.02% | 1 | 0 | 0 |
| RUSS DIAMOND | 6 | 6.12% | 6 | 0 | 0 |
| CARRIE LEWIS DELROSSO | 32 | 32.65% | 28 | 4 | 0 |
| TEDDY DANIELS | 5 | 5.10% | 5 | 0 | 0 |
| Write-In Totals | 2 | 2.04% | 2 | 0 | 0 |
| Total Votes Cast | 98 | 100.00% | 88 | 10 | 0 |
| Overvotes | 0 | | 0 | 0 | 0 |
| Undervotes | 1 | | 1 | 0 | 0 |

REP REPRESENTATIVE IN CONGRESS 16TH DISTRICT

Vote For 1

| | TOTAL | VOTE % | ELECTIO N DAY | MAIL VOTE | PROVISI ONAL |
|------------------|-------|---------|------------------|--------------|-----------------|
| MIKE KELLY | 91 | 97.85% | 81 | 10 | 0 |
| Write-In Totals | 2 | 2.15% | 2 | 0 | 0 |
| Total Votes Cast | 93 | 100.00% | 83 | 10 | 0 |
| Overvotes | 0 | | 0 | 0 | 0 |
| Undervotes | 6 | | 6 | 0 | 0 |

REP REPRESENTATIVE IN THE GENERAL ASSEMBLY 8TH DISTRICT






Vote For 1

| | TOTAL | VOTE % | ELECTIO N DAY | MAIL VOTE | PROVISI ONAL |
|------------------|-------|---------|------------------|--------------|-----------------|
| JOHN L KENNEDY | 13 | 13.13% | 10 | 3 | 0 |
| ERIC O DITULLIO | 9 | 9.09% | 9 | 0 | 0 |
| AARON BERNSTINE | 77 | 77.78% | 70 | 7 | 0 |
| Write-In Totals | 0 | 0.00% | 0 | 0 | 0 |
| Total Votes Cast | 99 | 100.00% | 89 | 10 | 0 |
| Overvotes | 0 | | 0 | 0 | 0 |
| Undervotes | 0 | | 0 | 0 | 0 |

Ellwood City Boro 5-1

REP MEMBER OF REPUBLICAN STATE COMMITTEE

Vote For 2

| | TOTAL | VOTE % | ELECTIO N DAY | MAIL VOTE | PROVISI ONAL |
|------------------|-------|---|------------------|--------------|-----------------|
| SHERRY J PATTON | 32 | 20.51%  | 29 | 3 | 0 |
| JEANIE STEELE | 41 | 26.28%  | 38 | 3 | 0 |
| DALE TURNER | 82 | 52.56%  | 74 | 8 | 0 |
| Write-In Totals | 1 | 0.64%  | 1 | 0 | 0 |
| Total Votes Cast | 156 | 100.00%  | 142 | 14 | 0 |
| Overvotes | 0 | | 0 | 0 | 0 |
| Undervotes | 42 | | 36 | 6 | 0 |

Ellwood City Boro 5-2

Statistics

| | TOTAL | ELECTIO N DAY | MAIL VOTE | PROVISI ONAL |
|---------------------------------|--------|------------------|--------------|-----------------|
| Registered Voters - Total | 820 | | | |
| Registered Voters - DEMOCRATIC | 369 | | | |
| Registered Voters - REPUBLICAN | 343 | | | |
| Registered Voters - NONPARTISAN | 108 | | | |
| Ballots Cast - Total | 286 | 214 | 72 | 0 |
| Ballots Cast - DEMOCRATIC | 162 | 105 | 57 | 0 |
| Ballots Cast - REPUBLICAN | 124 | 109 | 15 | 0 |
| Ballots Cast - NONPARTISAN | 0 | 0 | 0 | 0 |
| Ballots Cast - Blank | 0 | 0 | 0 | 0 |
| Voter Turnout - Total | 34.88% | | | |
| Voter Turnout - DEMOCRATIC | 43.90% | | | |
| Voter Turnout - REPUBLICAN | 36.15% | | | |
| Voter Turnout - NONPARTISAN | 0.00% | | | |

DEM UNITED STATES SENATOR

Vote For 1

| | TOTAL | VOTE % | ELECTIO N DAY | MAIL VOTE | PROVISI ONAL |
|------------------|-------|---------|------------------|--------------|-----------------|
| ALEX KHALIL | 3 | 1.86% | 3 | 0 | 0 |
| CONOR LAMB | 55 | 34.16% | 40 | 15 | 0 |
| MALCOLM KENYATTA | 2 | 1.24% | 1 | 1 | 0 |
| JOHN FETTERMAN | 98 | 60.87% | 58 | 40 | 0 |
| Write-In Totals | 3 | 1.86% | 3 | 0 | 0 |
| Total Votes Cast | 161 | 100.00% | 105 | 56 | 0 |
| Overvotes | 0 | | 0 | 0 | 0 |
| Undervotes | 1 | | 0 | 1 | 0 |

DEM GOVERNOR

Vote For 1

| | TOTAL | VOTE % | ELECTIO N DAY | MAIL VOTE | PROVISI ONAL |
|------------------|-------|---------|------------------|--------------|-----------------|
| JOSH SHAPIRO | 147 | 97.35% | 94 | 53 | 0 |
| Write-In Totals | 4 | 2.65% | 3 | 1 | 0 |
| Total Votes Cast | 151 | 100.00% | 97 | 54 | 0 |
| Overvotes | 0 | | 0 | 0 | 0 |
| Undervotes | 11 | | 8 | 3 | 0 |

DEM LIEUTENANT GOVERNOR

Vote For 1

| | TOTAL | VOTE % | ELECTIO N DAY | MAIL VOTE | PROVISI ONAL |
|------------------|-------|---------|------------------|--------------|-----------------|
| AUSTIN DAVIS | 122 | 82.99% | 76 | 46 | 0 |
| RAY SOSA | 8 | 5.44% | 5 | 3 | 0 |
| BRIAN SIMS | 15 | 10.20% | 13 | 2 | 0 |
| Write-In Totals | 2 | 1.36% | 2 | 0 | 0 |
| Total Votes Cast | 147 | 100.00% | 96 | 51 | 0 |
| Overvotes | 0 | | 0 | 0 | 0 |
| Undervotes | 15 | | 9 | 6 | 0 |

Ellwood City Boro 5-2

DEM REPRESENTATIVE IN CONGRESS 16TH DISTRICT

Vote For 1

| | TOTAL | VOTE % | ELECTIO N DAY | MAIL VOTE | PROVISI ONAL |
|------------------|-------|---------|------------------|--------------|-----------------|
| DAN PASTORE | 29 | 18.59% | 20 | 9 | 0 |
| RICK TELESZ | 125 | 80.13% | 79 | 46 | 0 |
| Write-In Totals | 2 | 1.28% | 2 | 0 | 0 |
| Total Votes Cast | 156 | 100.00% | 101 | 55 | 0 |
| Overvotes | 0 | | 0 | 0 | 0 |
| Undervotes | 6 | | 4 | 2 | 0 |

DEM REPRESENTATIVE IN THE GENERAL ASSEMBLY 8TH DISTRICT

Vote For 1

| | TOTAL | VOTE % | ELECTIO N DAY | MAIL VOTE | PROVISI ONAL |
|------------------|-------|---------|------------------|--------------|-----------------|
| Write-In Totals | 13 | 100.00% | 10 | 3 | 0 |
| Total Votes Cast | 13 | 100.00% | 10 | 3 | 0 |
| Overvotes | 0 | | 0 | 0 | 0 |
| Undervotes | 149 | | 95 | 54 | 0 |

DEM MEMBER OF DEMOCRATIC STATE COMMITTEE

Vote For 2

| | TOTAL | VOTE % | ELECTIO N DAY | MAIL VOTE | PROVISI ONAL |
|-------------------|-------|---------|------------------|--------------|-----------------|
| MIRA LOU THOMPSON | 139 | 97.20% | 93 | 46 | 0 |
| Write-In Totals | 4 | 2.80% | 3 | 1 | 0 |
| Total Votes Cast | 143 | 100.00% | 96 | 47 | 0 |
| Overvotes | 0 | | 0 | 0 | 0 |
| Undervotes | 181 | | 114 | 67 | 0 |

DEM MEMBER OF DEMOCRATIC COUNTY COMMITTEE - MALE Ellwood City Boro 5-2

Vote For 1

| | TOTAL | VOTE % | ELECTIO N DAY | MAIL VOTE | PROVISI ONAL |
|------------------|-------|---------|------------------|--------------|-----------------|
| Write-In Totals | 12 | 100.00% | 9 | 3 | 0 |
| Total Votes Cast | 12 | 100.00% | 9 | 3 | 0 |
| Overvotes | 0 | | 0 | 0 | 0 |
| Undervotes | 150 | | 96 | 54 | 0 |

DEM MEMBER OF DEMOCRATIC COUNTY COMMITTEE - FEMALE Ellwood City Boro 5-2

Vote For 1

| | TOTAL | VOTE % | ELECTIO N DAY | MAIL VOTE | PROVISI ONAL |
|------------------|-------|---------|------------------|--------------|-----------------|
| Write-In Totals | 11 | 100.00% | 7 | 4 | 0 |
| Total Votes Cast | 11 | 100.00% | 7 | 4 | 0 |
| Overvotes | 0 | | 0 | 0 | 0 |
| Undervotes | 151 | | 98 | 53 | 0 |

Ellwood City Boro 5-2

REP UNITED STATES SENATOR

Vote For 1

| | TOTAL | VOTE % | ELECTIO N DAY | MAIL VOTE | PROVISI ONAL |
|------------------|-------|---------|------------------|--------------|-----------------|
| KATHY BARNETTE | 28 | 23.33% | 25 | 3 | 0 |
| MEHMET OZ | 30 | 25.00% | 30 | 0 | 0 |
| GEORGE BOCHETTO | 1 | 0.83% | 1 | 0 | 0 |
| JEFF BARTOS | 5 | 4.17% | 5 | 0 | 0 |
| DAVE MCCORMICK | 45 | 37.50% | 38 | 7 | 0 |
| SEAN GALE | 1 | 0.83% | 1 | 0 | 0 |
| CARLA SANDS | 8 | 6.67% | 4 | 4 | 0 |
| Write-In Totals | 2 | 1.67% | 2 | 0 | 0 |
| Total Votes Cast | 120 | 100.00% | 106 | 14 | 0 |
| Overvotes | 0 | | 0 | 0 | 0 |
| Undervotes | 4 | | 3 | 1 | 0 |

REP GOVERNOR

Vote For 1

| | TOTAL | VOTE % | ELECTIO N DAY | MAIL VOTE | PROVISI ONAL |
|---------------------|-------|---------|------------------|--------------|-----------------|
| LOU BARLETTA | 16 | 13.11% | 14 | 2 | 0 |
| DOUGLAS V MASTRIANO | 59 | 48.36% | 58 | 1 | 0 |
| NCHE ZAMA | 0 | 0.00% | 0 | 0 | 0 |
| DAVE WHITE | 9 | 7.38% | 7 | 2 | 0 |
| MELISSA HART | 9 | 7.38% | 7 | 2 | 0 |
| BILL MCSWAIN | 24 | 19.67% | 18 | 6 | 0 |
| CHARLIE GEROW | 0 | 0.00% | 0 | 0 | 0 |
| JOE GALE | 2 | 1.64% | 1 | 1 | 0 |
| JAKE CORMAN | 1 | 0.82% | 0 | 1 | 0 |
| Write-In Totals | 2 | 1.64% | 2 | 0 | 0 |
| Total Votes Cast | 122 | 100.00% | 107 | 15 | 0 |
| Overvotes | 0 | | 0 | 0 | 0 |
| Undervotes | 2 | | 2 | 0 | 0 |

Ellwood City Boro 5-2

REP LIEUTENANT GOVERNOR

Vote For 1

| | TOTAL | VOTE % | ELECTIO N DAY | MAIL VOTE | PROVISI ONAL |
|-----------------------|-------|---------|------------------|--------------|-----------------|
| CLARICE SCHILLINGER | 0 | 0.00% | 0 | 0 | 0 |
| JAMES EARL JONES | 9 | 7.56% | 8 | 1 | 0 |
| RICK SACCONO | 23 | 19.33% | 20 | 3 | 0 |
| JOHN BROWN | 1 | 0.84% | 1 | 0 | 0 |
| CHRIS FRYE | 40 | 33.61% | 34 | 6 | 0 |
| JEFF COLEMAN | 3 | 2.52% | 2 | 1 | 0 |
| RUSS DIAMOND | 2 | 1.68% | 2 | 0 | 0 |
| CARRIE LEWIS DELROSSO | 33 | 27.73% | 31 | 2 | 0 |
| TEDDY DANIELS | 5 | 4.20% | 4 | 1 | 0 |
| Write-In Totals | 3 | 2.52% | 3 | 0 | 0 |
| Total Votes Cast | 119 | 100.00% | 105 | 14 | 0 |
| Overvotes | 0 | | 0 | 0 | 0 |
| Undervotes | 5 | | 4 | 1 | 0 |

REP REPRESENTATIVE IN CONGRESS 16TH DISTRICT

Vote For 1

| | TOTAL | VOTE % | ELECTIO N DAY | MAIL VOTE | PROVISI ONAL |
|------------------|-------|---------|------------------|--------------|-----------------|
| MIKE KELLY | 108 | 96.43% | 94 | 14 | 0 |
| Write-In Totals | 4 | 3.57% | 4 | 0 | 0 |
| Total Votes Cast | 112 | 100.00% | 98 | 14 | 0 |
| Overvotes | 0 | | 0 | 0 | 0 |
| Undervotes | 12 | | 11 | 1 | 0 |

REP REPRESENTATIVE IN THE GENERAL ASSEMBLY 8TH DISTRICT






Vote For 1

| | TOTAL | VOTE % | ELECTIO N DAY | MAIL VOTE | PROVISI ONAL |
|------------------|-------|---------|------------------|--------------|-----------------|
| JOHN L KENNEDY | 18 | 14.52% | 13 | 5 | 0 |
| ERIC O DITULLIO | 6 | 4.84% | 4 | 2 | 0 |
| AARON BERNSTINE | 100 | 80.65% | 92 | 8 | 0 |
| Write-In Totals | 0 | 0.00% | 0 | 0 | 0 |
| Total Votes Cast | 124 | 100.00% | 109 | 15 | 0 |
| Overvotes | 0 | | 0 | 0 | 0 |
| Undervotes | 0 | | 0 | 0 | 0 |

Ellwood City Boro 5-2

REP MEMBER OF REPUBLICAN STATE COMMITTEE

Vote For 2

| | TOTAL | VOTE % | ELECTIO N DAY | MAIL VOTE | PROVISI ONAL |
|------------------|-------|---|------------------|--------------|-----------------|
| SHERRY J PATTON | 46 | 23.71%  | 42 | 4 | 0 |
| JEANIE STEELE | 47 | 24.23%  | 37 | 10 | 0 |
| DALE TURNER | 99 | 51.03%  | 86 | 13 | 0 |
| Write-In Totals | 2 | 1.03%  | 2 | 0 | 0 |
| Total Votes Cast | 194 | 100.00%  | 167 | 27 | 0 |
| Overvotes | 2 | | 2 | 0 | 0 |
| Undervotes | 52 | | 49 | 3 | 0 |

Enon Valley Boro

Statistics

| | TOTAL | ELECTIO N DAY | MAIL VOTE | PROVISI ONAL |
|---------------------------------|--------|------------------|--------------|-----------------|
| Registered Voters - Total | 198 | | | |
| Registered Voters - DEMOCRATIC | 48 | | | |
| Registered Voters - REPUBLICAN | 125 | | | |
| Registered Voters - NONPARTISAN | 25 | | | |
| Ballots Cast - Total | 68 | 57 | 11 | 0 |
| Ballots Cast - DEMOCRATIC | 17 | 9 | 8 | 0 |
| Ballots Cast - REPUBLICAN | 51 | 48 | 3 | 0 |
| Ballots Cast - NONPARTISAN | 0 | 0 | 0 | 0 |
| Ballots Cast - Blank | 0 | 0 | 0 | 0 |
| Voter Turnout - Total | 34.34% | | | |
| Voter Turnout - DEMOCRATIC | 35.42% | | | |
| Voter Turnout - REPUBLICAN | 40.80% | | | |
| Voter Turnout - NONPARTISAN | 0.00% | | | |

DEM UNITED STATES SENATOR

Vote For 1

| | TOTAL | VOTE % | ELECTIO N DAY | MAIL VOTE | PROVISI ONAL |
|------------------|-------|---------|------------------|--------------|-----------------|
| ALEX KHALIL | 0 | 0.00% | 0 | 0 | 0 |
| CONOR LAMB | 6 | 37.50% | 3 | 3 | 0 |
| MALCOLM KENYATTA | 0 | 0.00% | 0 | 0 | 0 |
| JOHN FETTERMAN | 10 | 62.50% | 5 | 5 | 0 |
| Write-In Totals | 0 | 0.00% | 0 | 0 | 0 |
| Total Votes Cast | 16 | 100.00% | 8 | 8 | 0 |
| Overvotes | 0 | | 0 | 0 | 0 |
| Undervotes | 1 | | 1 | 0 | 0 |

DEM GOVERNOR

Vote For 1

| | TOTAL | VOTE % | ELECTIO N DAY | MAIL VOTE | PROVISI ONAL |
|------------------|-------|---------|------------------|--------------|-----------------|
| JOSH SHAPIRO | 17 | 100.00% | 9 | 8 | 0 |
| Write-In Totals | 0 | 0.00% | 0 | 0 | 0 |
| Total Votes Cast | 17 | 100.00% | 9 | 8 | 0 |
| Overvotes | 0 | | 0 | 0 | 0 |
| Undervotes | 0 | | 0 | 0 | 0 |

DEM LIEUTENANT GOVERNOR

Vote For 1

| | TOTAL | VOTE % | ELECTIO N DAY | MAIL VOTE | PROVISI ONAL |
|------------------|-------|---------|------------------|--------------|-----------------|
| AUSTIN DAVIS | 16 | 94.12% | 9 | 7 | 0 |
| RAY SOSA | 0 | 0.00% | 0 | 0 | 0 |
| BRIAN SIMS | 1 | 5.88% | 0 | 1 | 0 |
| Write-In Totals | 0 | 0.00% | 0 | 0 | 0 |
| Total Votes Cast | 17 | 100.00% | 9 | 8 | 0 |
| Overvotes | 0 | | 0 | 0 | 0 |
| Undervotes | 0 | | 0 | 0 | 0 |

Enon Valley Boro

DEM REPRESENTATIVE IN CONGRESS 16TH DISTRICT

Vote For 1

| | TOTAL | VOTE % | ELECTIO N DAY | MAIL VOTE | PROVISI ONAL |
|------------------|-------|---------|------------------|--------------|-----------------|
| DAN PASTORE | 5 | 31.25% | 2 | 3 | 0 |
| RICK TELESZ | 11 | 68.75% | 6 | 5 | 0 |
| Write-In Totals | 0 | 0.00% | 0 | 0 | 0 |
| Total Votes Cast | 16 | 100.00% | 8 | 8 | 0 |
| Overvotes | 0 | | 0 | 0 | 0 |
| Undervotes | 1 | | 1 | 0 | 0 |

DEM REPRESENTATIVE IN THE GENERAL ASSEMBLY 8TH DISTRICT

Vote For 1

| | TOTAL | VOTE % | ELECTIO N DAY | MAIL VOTE | PROVISI ONAL |
|------------------|-------|--------|------------------|--------------|-----------------|
| Write-In Totals | 0 | | 0 | 0 | 0 |
| Total Votes Cast | 0 | | 0 | 0 | 0 |
| Overvotes | 0 | | 0 | 0 | 0 |
| Undervotes | 17 | | 9 | 8 | 0 |

DEM MEMBER OF DEMOCRATIC STATE COMMITTEE

Vote For 2

| | TOTAL | VOTE % | ELECTIO N DAY | MAIL VOTE | PROVISI ONAL |
|-------------------|-------|---------|------------------|--------------|-----------------|
| MIRA LOU THOMPSON | 15 | 100.00% | 8 | 7 | 0 |
| Write-In Totals | 0 | 0.00% | 0 | 0 | 0 |
| Total Votes Cast | 15 | 100.00% | 8 | 7 | 0 |
| Overvotes | 0 | | 0 | 0 | 0 |
| Undervotes | 19 | | 10 | 9 | 0 |

DEM MEMBER OF DEMOCRATIC COUNTY COMMITTEE - MALE Enon Valley Boro

Vote For 1

| | TOTAL | VOTE % | ELECTIO N DAY | MAIL VOTE | PROVISI ONAL |
|------------------|-------|--------|------------------|--------------|-----------------|
| Write-In Totals | 0 | | 0 | 0 | 0 |
| Total Votes Cast | 0 | | 0 | 0 | 0 |
| Overvotes | 0 | | 0 | 0 | 0 |
| Undervotes | 17 | | 9 | 8 | 0 |

DEM MEMBER OF DEMOCRATIC COUNTY COMMITTEE - FEMALE Enon Valley Boro

Vote For 1

| | TOTAL | VOTE % | ELECTIO N DAY | MAIL VOTE | PROVISI ONAL |
|------------------|-------|---------|------------------|--------------|-----------------|
| Write-In Totals | 3 | 100.00% | 3 | 0 | 0 |
| Total Votes Cast | 3 | 100.00% | 3 | 0 | 0 |
| Overvotes | 0 | | 0 | 0 | 0 |
| Undervotes | 14 | | 6 | 8 | 0 |

Enon Valley Boro

REP UNITED STATES SENATOR

Vote For 1

| | TOTAL | VOTE % | ELECTIO N DAY | MAIL VOTE | PROVISI ONAL |
|------------------|-------|---------|------------------|--------------|-----------------|
| KATHY BARNETTE | 15 | 30.00% | 13 | 2 | 0 |
| MEHMET OZ | 13 | 26.00% | 13 | 0 | 0 |
| GEORGE BOCHETTO | 0 | 0.00% | 0 | 0 | 0 |
| JEFF BARTOS | 4 | 8.00% | 4 | 0 | 0 |
| DAVE MCCORMICK | 17 | 34.00% | 16 | 1 | 0 |
| SEAN GALE | 0 | 0.00% | 0 | 0 | 0 |
| CARLA SANDS | 1 | 2.00% | 1 | 0 | 0 |
| Write-In Totals | 0 | 0.00% | 0 | 0 | 0 |
| Total Votes Cast | 50 | 100.00% | 47 | 3 | 0 |
| Overvotes | 0 | | 0 | 0 | 0 |
| Undervotes | 1 | | 1 | 0 | 0 |

REP GOVERNOR

Vote For 1

| | TOTAL | VOTE % | ELECTIO N DAY | MAIL VOTE | PROVISI ONAL |
|---------------------|-------|---------|------------------|--------------|-----------------|
| LOU BARLETTA | 3 | 6.25% | 1 | 2 | 0 |
| DOUGLAS V MASTRIANO | 31 | 64.58% | 31 | 0 | 0 |
| NCHE ZAMA | 0 | 0.00% | 0 | 0 | 0 |
| DAVE WHITE | 1 | 2.08% | 1 | 0 | 0 |
| MELISSA HART | 5 | 10.42% | 5 | 0 | 0 |
| BILL MCSWAIN | 6 | 12.50% | 5 | 1 | 0 |
| CHARLIE GEROW | 2 | 4.17% | 2 | 0 | 0 |
| JOE GALE | 0 | 0.00% | 0 | 0 | 0 |
| JAKE CORMAN | 0 | 0.00% | 0 | 0 | 0 |
| Write-In Totals | 0 | 0.00% | 0 | 0 | 0 |
| Total Votes Cast | 48 | 100.00% | 45 | 3 | 0 |
| Overvotes | 1 | | 1 | 0 | 0 |
| Undervotes | 2 | | 2 | 0 | 0 |

Enon Valley Boro

REP LIEUTENANT GOVERNOR

Vote For 1

| | TOTAL | VOTE % | ELECTIO N DAY | MAIL VOTE | PROVISI ONAL |
|-----------------------|-------|---------|------------------|--------------|-----------------|
| CLARICE SCHILLINGER | 2 | 4.26% | 2 | 0 | 0 |
| JAMES EARL JONES | 1 | 2.13% | 1 | 0 | 0 |
| RICK SACCONI | 6 | 12.77% | 6 | 0 | 0 |
| JOHN BROWN | 1 | 2.13% | 1 | 0 | 0 |
| CHRIS FRYE | 24 | 51.06% | 21 | 3 | 0 |
| JEFF COLEMAN | 1 | 2.13% | 1 | 0 | 0 |
| RUSS DIAMOND | 3 | 6.38% | 3 | 0 | 0 |
| CARRIE LEWIS DELROSSO | 8 | 17.02% | 8 | 0 | 0 |
| TEDDY DANIELS | 1 | 2.13% | 1 | 0 | 0 |
| Write-In Totals | 0 | 0.00% | 0 | 0 | 0 |
| Total Votes Cast | 47 | 100.00% | 44 | 3 | 0 |
| Overvotes | 0 | | 0 | 0 | 0 |
| Undervotes | 4 | | 4 | 0 | 0 |

REP REPRESENTATIVE IN CONGRESS 16TH DISTRICT

Vote For 1

| | TOTAL | VOTE % | ELECTIO N DAY | MAIL VOTE | PROVISI ONAL |
|------------------|-------|---------|------------------|--------------|-----------------|
| MIKE KELLY | 45 | 100.00% | 42 | 3 | 0 |
| Write-In Totals | 0 | 0.00% | 0 | 0 | 0 |
| Total Votes Cast | 45 | 100.00% | 42 | 3 | 0 |
| Overvotes | 0 | | 0 | 0 | 0 |
| Undervotes | 6 | | 6 | 0 | 0 |

REP REPRESENTATIVE IN THE GENERAL ASSEMBLY 8TH DISTRICT

Vote For 1

| | TOTAL | VOTE % | ELECTIO N DAY | MAIL VOTE | PROVISI ONAL |
|------------------|-------|---------|------------------|--------------|-----------------|
| JOHN L KENNEDY | 4 | 7.84% | 3 | 1 | 0 |
| ERIC O DITULLIO | 3 | 5.88% | 3 | 0 | 0 |
| AARON BERNSTINE | 44 | 86.27% | 42 | 2 | 0 |
| Write-In Totals | 0 | 0.00% | 0 | 0 | 0 |
| Total Votes Cast | 51 | 100.00% | 48 | 3 | 0 |
| Overvotes | 0 | | 0 | 0 | 0 |
| Undervotes | 0 | | 0 | 0 | 0 |

Enon Valley Boro

REP MEMBER OF REPUBLICAN STATE COMMITTEE

Vote For 2

| | TOTAL | VOTE % | ELECTIO N DAY | MAIL VOTE | PROVISI ONAL |
|------------------|-------|---------|------------------|--------------|-----------------|
| SHERRY J PATTON | 21 | 28.00% | 21 | 0 | 0 |
| JEANIE STEELE | 19 | 25.33% | 16 | 3 | 0 |
| DALE TURNER | 34 | 45.33% | 31 | 3 | 0 |
| Write-In Totals | 1 | 1.33% | 1 | 0 | 0 |
| Total Votes Cast | 75 | 100.00% | 69 | 6 | 0 |
| Overvotes | 0 | | 0 | 0 | 0 |
| Undervotes | 27 | | 27 | 0 | 0 |

New Beaver Boro

Statistics

| | TOTAL | ELECTIO N DAY | MAIL VOTE | PROVISI ONAL |
|---------------------------------|--------|------------------|--------------|-----------------|
| Registered Voters - Total | 914 | | | |
| Registered Voters - DEMOCRATIC | 263 | | | |
| Registered Voters - REPUBLICAN | 521 | | | |
| Registered Voters - NONPARTISAN | 130 | | | |
| Ballots Cast - Total | 322 | 258 | 64 | 0 |
| Ballots Cast - DEMOCRATIC | 102 | 57 | 45 | 0 |
| Ballots Cast - REPUBLICAN | 220 | 201 | 19 | 0 |
| Ballots Cast - NONPARTISAN | 0 | 0 | 0 | 0 |
| Ballots Cast - Blank | 2 | 2 | 0 | 0 |
| Voter Turnout - Total | 35.23% | | | |
| Voter Turnout - DEMOCRATIC | 38.78% | | | |
| Voter Turnout - REPUBLICAN | 42.23% | | | |
| Voter Turnout - NONPARTISAN | 0.00% | | | |

DEM UNITED STATES SENATOR

Vote For 1

| | TOTAL | VOTE % | ELECTIO N DAY | MAIL VOTE | PROVISI ONAL |
|------------------|-------|---------|------------------|--------------|-----------------|
| ALEX KHALIL | 2 | 2.00% | 1 | 1 | 0 |
| CONOR LAMB | 38 | 38.00% | 21 | 17 | 0 |
| MALCOLM KENYATTA | 1 | 1.00% | 0 | 1 | 0 |
| JOHN FETTERMAN | 57 | 57.00% | 31 | 26 | 0 |
| Write-In Totals | 2 | 2.00% | 2 | 0 | 0 |
| Total Votes Cast | 100 | 100.00% | 55 | 45 | 0 |
| Overvotes | 0 | | 0 | 0 | 0 |
| Undervotes | 2 | | 2 | 0 | 0 |

DEM GOVERNOR

Vote For 1

| | TOTAL | VOTE % | ELECTIO N DAY | MAIL VOTE | PROVISI ONAL |
|------------------|-------|---------|------------------|--------------|-----------------|
| JOSH SHAPIRO | 92 | 96.84% | 48 | 44 | 0 |
| Write-In Totals | 3 | 3.16% | 2 | 1 | 0 |
| Total Votes Cast | 95 | 100.00% | 50 | 45 | 0 |
| Overvotes | 0 | | 0 | 0 | 0 |
| Undervotes | 7 | | 7 | 0 | 0 |

DEM LIEUTENANT GOVERNOR

Vote For 1

| | TOTAL | VOTE % | ELECTIO N DAY | MAIL VOTE | PROVISI ONAL |
|------------------|-------|---------|------------------|--------------|-----------------|
| AUSTIN DAVIS | 77 | 78.57% | 40 | 37 | 0 |
| RAY SOSA | 11 | 11.22% | 7 | 4 | 0 |
| BRIAN SIMS | 7 | 7.14% | 4 | 3 | 0 |
| Write-In Totals | 3 | 3.06% | 2 | 1 | 0 |
| Total Votes Cast | 98 | 100.00% | 53 | 45 | 0 |
| Overvotes | 0 | | 0 | 0 | 0 |
| Undervotes | 4 | | 4 | 0 | 0 |

New Beaver Boro

DEM REPRESENTATIVE IN CONGRESS 16TH DISTRICT

Vote For 1

| | TOTAL | VOTE % | ELECTIO N DAY | MAIL VOTE | PROVISI ONAL |
|------------------|-------|---------|------------------|--------------|-----------------|
| DAN PASTORE | 9 | 9.28% | 6 | 3 | 0 |
| RICK TELESZ | 86 | 88.66% | 44 | 42 | 0 |
| Write-In Totals | 2 | 2.06% | 2 | 0 | 0 |
| Total Votes Cast | 97 | 100.00% | 52 | 45 | 0 |
| Overvotes | 0 | | 0 | 0 | 0 |
| Undervotes | 5 | | 5 | 0 | 0 |

DEM REPRESENTATIVE IN THE GENERAL ASSEMBLY 8TH DISTRICT

Vote For 1

| | TOTAL | VOTE % | ELECTIO N DAY | MAIL VOTE | PROVISI ONAL |
|------------------|-------|---------|------------------|--------------|-----------------|
| Write-In Totals | 10 | 100.00% | 4 | 6 | 0 |
| Total Votes Cast | 10 | 100.00% | 4 | 6 | 0 |
| Overvotes | 0 | | 0 | 0 | 0 |
| Undervotes | 92 | | 53 | 39 | 0 |

DEM MEMBER OF DEMOCRATIC STATE COMMITTEE

Vote For 2

| | TOTAL | VOTE % | ELECTIO N DAY | MAIL VOTE | PROVISI ONAL |
|-------------------|-------|---------|------------------|--------------|-----------------|
| MIRA LOU THOMPSON | 89 | 94.68% | 46 | 43 | 0 |
| Write-In Totals | 5 | 5.32% | 5 | 0 | 0 |
| Total Votes Cast | 94 | 100.00% | 51 | 43 | 0 |
| Overvotes | 0 | | 0 | 0 | 0 |
| Undervotes | 110 | | 63 | 47 | 0 |

DEM MEMBER OF DEMOCRATIC COUNTY COMMITTEE - MALE New Beaver Boro

Vote For 1

| | TOTAL | VOTE % | ELECTIO N DAY | MAIL VOTE | PROVISI ONAL |
|------------------|-------|---------|------------------|--------------|-----------------|
| Write-In Totals | 7 | 100.00% | 7 | 0 | 0 |
| Total Votes Cast | 7 | 100.00% | 7 | 0 | 0 |
| Overvotes | 0 | | 0 | 0 | 0 |
| Undervotes | 95 | | 50 | 45 | 0 |

DEM MEMBER OF DEMOCRATIC COUNTY COMMITTEE - FEMALE New Beaver Boro

Vote For 1

| | TOTAL | VOTE % | ELECTIO N DAY | MAIL VOTE | PROVISI ONAL |
|------------------|-------|---------|------------------|--------------|-----------------|
| Write-In Totals | 4 | 100.00% | 3 | 1 | 0 |
| Total Votes Cast | 4 | 100.00% | 3 | 1 | 0 |
| Overvotes | 0 | | 0 | 0 | 0 |
| Undervotes | 98 | | 54 | 44 | 0 |

New Beaver Boro

REP UNITED STATES SENATOR

Vote For 1

| | TOTAL | VOTE % | ELECTIO N DAY | MAIL VOTE | PROVISI ONAL |
|------------------|-------|---------|------------------|--------------|-----------------|
| KATHY BARNETTE | 54 | 25.23% | 49 | 5 | 0 |
| MEHMET OZ | 72 | 33.64% | 65 | 7 | 0 |
| GEORGE BOCHETTO | 0 | 0.00% | 0 | 0 | 0 |
| JEFF BARTOS | 3 | 1.40% | 3 | 0 | 0 |
| DAVE MCCORMICK | 79 | 36.92% | 73 | 6 | 0 |
| SEAN GALE | 1 | 0.47% | 1 | 0 | 0 |
| CARLA SANDS | 4 | 1.87% | 3 | 1 | 0 |
| Write-In Totals | 1 | 0.47% | 1 | 0 | 0 |
| Total Votes Cast | 214 | 100.00% | 195 | 19 | 0 |
| Overvotes | 0 | | 0 | 0 | 0 |
| Undervotes | 6 | | 6 | 0 | 0 |

REP GOVERNOR

Vote For 1

| | TOTAL | VOTE % | ELECTIO N DAY | MAIL VOTE | PROVISI ONAL |
|---------------------|-------|---------|------------------|--------------|-----------------|
| LOU BARLETTA | 24 | 11.16% | 21 | 3 | 0 |
| DOUGLAS V MASTRIANO | 109 | 50.70% | 104 | 5 | 0 |
| NCHE ZAMA | 1 | 0.47% | 1 | 0 | 0 |
| DAVE WHITE | 12 | 5.58% | 11 | 1 | 0 |
| MELISSA HART | 24 | 11.16% | 20 | 4 | 0 |
| BILL MCSWAIN | 36 | 16.74% | 31 | 5 | 0 |
| CHARLIE GEROW | 1 | 0.47% | 1 | 0 | 0 |
| JOE GALE | 2 | 0.93% | 2 | 0 | 0 |
| JAKE CORMAN | 5 | 2.33% | 4 | 1 | 0 |
| Write-In Totals | 1 | 0.47% | 1 | 0 | 0 |
| Total Votes Cast | 215 | 100.00% | 196 | 19 | 0 |
| Overvotes | 0 | | 0 | 0 | 0 |
| Undervotes | 5 | | 5 | 0 | 0 |

New Beaver Boro

REP LIEUTENANT GOVERNOR

Vote For 1

| | TOTAL | VOTE % | ELECTIO N DAY | MAIL VOTE | PROVISI ONAL |
|-----------------------|-------|---------|------------------|--------------|-----------------|
| CLARICE SCHILLINGER | 3 | 1.43% | 3 | 0 | 0 |
| JAMES EARL JONES | 4 | 1.90% | 4 | 0 | 0 |
| RICK SACCONI | 17 | 8.10% | 17 | 0 | 0 |
| JOHN BROWN | 5 | 2.38% | 5 | 0 | 0 |
| CHRIS FRYE | 90 | 42.86% | 83 | 7 | 0 |
| JEFF COLEMAN | 5 | 2.38% | 5 | 0 | 0 |
| RUSS DIAMOND | 4 | 1.90% | 3 | 1 | 0 |
| CARRIE LEWIS DELROSSO | 64 | 30.48% | 55 | 9 | 0 |
| TEDDY DANIELS | 18 | 8.57% | 16 | 2 | 0 |
| Write-In Totals | 0 | 0.00% | 0 | 0 | 0 |
| Total Votes Cast | 210 | 100.00% | 191 | 19 | 0 |
| Overvotes | 0 | | 0 | 0 | 0 |
| Undervotes | 10 | | 10 | 0 | 0 |

REP REPRESENTATIVE IN CONGRESS 16TH DISTRICT

Vote For 1

| | TOTAL | VOTE % | ELECTIO N DAY | MAIL VOTE | PROVISI ONAL |
|------------------|-------|---------|------------------|--------------|-----------------|
| MIKE KELLY | 203 | 99.02% | 186 | 17 | 0 |
| Write-In Totals | 2 | 0.98% | 1 | 1 | 0 |
| Total Votes Cast | 205 | 100.00% | 187 | 18 | 0 |
| Overvotes | 0 | | 0 | 0 | 0 |
| Undervotes | 15 | | 14 | 1 | 0 |

REP REPRESENTATIVE IN THE GENERAL ASSEMBLY 8TH DISTRICT






Vote For 1

| | TOTAL | VOTE % | ELECTIO N DAY | MAIL VOTE | PROVISI ONAL |
|------------------|-------|---------|------------------|--------------|-----------------|
| JOHN L KENNEDY | 18 | 8.37% | 13 | 5 | 0 |
| ERIC O DITULLIO | 5 | 2.33% | 5 | 0 | 0 |
| AARON BERNSTINE | 191 | 88.84% | 177 | 14 | 0 |
| Write-In Totals | 1 | 0.47% | 1 | 0 | 0 |
| Total Votes Cast | 215 | 100.00% | 196 | 19 | 0 |
| Overvotes | 1 | | 1 | 0 | 0 |
| Undervotes | 4 | | 4 | 0 | 0 |

New Beaver Boro

REP MEMBER OF REPUBLICAN STATE COMMITTEE

Vote For 2

| | TOTAL | VOTE % | ELECTIO N DAY | MAIL VOTE | PROVISI ONAL |
|------------------|-------|---|------------------|--------------|-----------------|
| SHERRY J PATTON | 145 | 44.62%  | 127 | 18 | 0 |
| JEANIE STEELE | 38 | 11.69%  | 38 | 0 | 0 |
| DALE TURNER | 142 | 43.69%  | 129 | 13 | 0 |
| Write-In Totals | 0 | 0.00%  | 0 | 0 | 0 |
| Total Votes Cast | 325 | 100.00%  | 294 | 31 | 0 |
| Overvotes | 0 | | 0 | 0 | 0 |
| Undervotes | 115 | | 108 | 7 | 0 |

New Wilmington Boro

Statistics

| | TOTAL | ELECTIO N DAY | MAIL VOTE | PROVISI ONAL |
|---------------------------------|--------|------------------|--------------|-----------------|
| Registered Voters - Total | 987 | | | |
| Registered Voters - DEMOCRATIC | 366 | | | |
| Registered Voters - REPUBLICAN | 492 | | | |
| Registered Voters - NONPARTISAN | 129 | | | |
| Ballots Cast - Total | 399 | 279 | 120 | 0 |
| Ballots Cast - DEMOCRATIC | 169 | 108 | 61 | 0 |
| Ballots Cast - REPUBLICAN | 230 | 171 | 59 | 0 |
| Ballots Cast - NONPARTISAN | 0 | 0 | 0 | 0 |
| Ballots Cast - Blank | 2 | 2 | 0 | 0 |
| Voter Turnout - Total | 40.43% | | | |
| Voter Turnout - DEMOCRATIC | 46.17% | | | |
| Voter Turnout - REPUBLICAN | 46.75% | | | |
| Voter Turnout - NONPARTISAN | 0.00% | | | |

DEM UNITED STATES SENATOR

Vote For 1

| | TOTAL | VOTE % | ELECTIO N DAY | MAIL VOTE | PROVISI ONAL |
|------------------|-------|---------|------------------|--------------|-----------------|
| ALEX KHALIL | 3 | 1.80% | 2 | 1 | 0 |
| CONOR LAMB | 52 | 31.14% | 28 | 24 | 0 |
| MALCOLM KENYATTA | 4 | 2.40% | 0 | 4 | 0 |
| JOHN FETTERMAN | 107 | 64.07% | 75 | 32 | 0 |
| Write-In Totals | 1 | 0.60% | 1 | 0 | 0 |
| Total Votes Cast | 167 | 100.00% | 106 | 61 | 0 |
| Overvotes | 0 | | 0 | 0 | 0 |
| Undervotes | 2 | | 2 | 0 | 0 |

DEM GOVERNOR

Vote For 1

| | TOTAL | VOTE % | ELECTIO N DAY | MAIL VOTE | PROVISI ONAL |
|------------------|-------|---------|------------------|--------------|-----------------|
| JOSH SHAPIRO | 162 | 98.18% | 101 | 61 | 0 |
| Write-In Totals | 3 | 1.82% | 3 | 0 | 0 |
| Total Votes Cast | 165 | 100.00% | 104 | 61 | 0 |
| Overvotes | 0 | | 0 | 0 | 0 |
| Undervotes | 4 | | 4 | 0 | 0 |

DEM LIEUTENANT GOVERNOR

Vote For 1

| | TOTAL | VOTE % | ELECTIO N DAY | MAIL VOTE | PROVISI ONAL |
|------------------|-------|---------|------------------|--------------|-----------------|
| AUSTIN DAVIS | 118 | 75.64% | 71 | 47 | 0 |
| RAY SOSA | 7 | 4.49% | 3 | 4 | 0 |
| BRIAN SIMS | 29 | 18.59% | 22 | 7 | 0 |
| Write-In Totals | 2 | 1.28% | 2 | 0 | 0 |
| Total Votes Cast | 156 | 100.00% | 98 | 58 | 0 |
| Overvotes | 0 | | 0 | 0 | 0 |
| Undervotes | 13 | | 10 | 3 | 0 |

New Wilmington Boro

DEM REPRESENTATIVE IN CONGRESS 16TH DISTRICT

Vote For 1

| | TOTAL | VOTE % | ELECTIO N DAY | MAIL VOTE | PROVISI ONAL |
|------------------|-------|---------|------------------|--------------|-----------------|
| DAN PASTORE | 33 | 20.50% | 19 | 14 | 0 |
| RICK TELESZ | 127 | 78.88% | 81 | 46 | 0 |
| Write-In Totals | 1 | 0.62% | 1 | 0 | 0 |
| Total Votes Cast | 161 | 100.00% | 101 | 60 | 0 |
| Overvotes | 0 | | 0 | 0 | 0 |
| Undervotes | 8 | | 7 | 1 | 0 |

DEM SENATOR IN THE GENERAL ASSEMBLY 50TH DISTRICT

Vote For 1

| | TOTAL | VOTE % | ELECTIO N DAY | MAIL VOTE | PROVISI ONAL |
|------------------|-------|---------|------------------|--------------|-----------------|
| RIANNA CZECH | 147 | 99.32% | 92 | 55 | 0 |
| Write-In Totals | 1 | 0.68% | 1 | 0 | 0 |
| Total Votes Cast | 148 | 100.00% | 93 | 55 | 0 |
| Overvotes | 0 | | 0 | 0 | 0 |
| Undervotes | 21 | | 15 | 6 | 0 |

DEM REPRESENTATIVE IN THE GENERAL ASSEMBLY 9TH DISTRICT

Vote For 1

| | TOTAL | VOTE % | ELECTIO N DAY | MAIL VOTE | PROVISI ONAL |
|------------------|-------|---------|------------------|--------------|-----------------|
| CHRIS SAINATO | 154 | 100.00% | 98 | 56 | 0 |
| Write-In Totals | 0 | 0.00% | 0 | 0 | 0 |
| Total Votes Cast | 154 | 100.00% | 98 | 56 | 0 |
| Overvotes | 0 | | 0 | 0 | 0 |
| Undervotes | 15 | | 10 | 5 | 0 |

DEM MEMBER OF DEMOCRATIC STATE COMMITTEE

Vote For 2

| | TOTAL | VOTE % | ELECTIO N DAY | MAIL VOTE | PROVISI ONAL |
|-------------------|-------|---------|------------------|--------------|-----------------|
| MIRA LOU THOMPSON | 147 | 96.08% | 92 | 55 | 0 |
| Write-In Totals | 6 | 3.92% | 6 | 0 | 0 |
| Total Votes Cast | 153 | 100.00% | 98 | 55 | 0 |
| Overvotes | 0 | | 0 | 0 | 0 |
| Undervotes | 185 | | 118 | 67 | 0 |

DEM MEMBER OF DEMOCRATIC COUNTY COMMITTEE - MALE New Wilmington Boro

Vote For 1

| | TOTAL | VOTE % | ELECTIO N DAY | MAIL VOTE | PROVISI ONAL |
|------------------|-------|---------|------------------|--------------|-----------------|
| JAMES A HINES | 155 | 100.00% | 98 | 57 | 0 |
| Write-In Totals | 0 | 0.00% | 0 | 0 | 0 |
| Total Votes Cast | 155 | 100.00% | 98 | 57 | 0 |
| Overvotes | 0 | | 0 | 0 | 0 |
| Undervotes | 14 | | 10 | 4 | 0 |

New Wilmington Boro

DEM MEMBER OF DEMOCRATIC COUNTY COMMITTEE - FEMALE New Wilmington Boro

Vote For 1

| | TOTAL | VOTE % | ELECTIO N DAY | MAIL VOTE | PROVISI ONAL |
|------------------|-------|---------|------------------|--------------|-----------------|
| Write-In Totals | 22 | 100.00% | 19 | 3 | 0 |
| Total Votes Cast | 22 | 100.00% | 19 | 3 | 0 |
| Overvotes | 0 | | 0 | 0 | 0 |
| Undervotes | 147 | | 89 | 58 | 0 |

REP UNITED STATES SENATOR

Vote For 1

| | TOTAL | VOTE % | ELECTIO N DAY | MAIL VOTE | PROVISI ONAL |
|------------------|-------|---------|------------------|--------------|-----------------|
| KATHY BARNETTE | 63 | 27.88% | 57 | 6 | 0 |
| MEHMET OZ | 59 | 26.11% | 42 | 17 | 0 |
| GEORGE BOCHETTO | 2 | 0.88% | 1 | 1 | 0 |
| JEFF BARTOS | 6 | 2.65% | 4 | 2 | 0 |
| DAVE MCCORMICK | 71 | 31.42% | 49 | 22 | 0 |
| SEAN GALE | 4 | 1.77% | 1 | 3 | 0 |
| CARLA SANDS | 19 | 8.41% | 11 | 8 | 0 |
| Write-In Totals | 2 | 0.88% | 2 | 0 | 0 |
| Total Votes Cast | 226 | 100.00% | 167 | 59 | 0 |
| Overvotes | 0 | | 0 | 0 | 0 |
| Undervotes | 4 | | 4 | 0 | 0 |

REP GOVERNOR

Vote For 1

| | TOTAL | VOTE % | ELECTIO N DAY | MAIL VOTE | PROVISI ONAL |
|---------------------|-------|---------|------------------|--------------|-----------------|
| LOU BARLETTA | 14 | 6.25% | 13 | 1 | 0 |
| DOUGLAS V MASTRIANO | 97 | 43.30% | 89 | 8 | 0 |
| NCHE ZAMA | 0 | 0.00% | 0 | 0 | 0 |
| DAVE WHITE | 8 | 3.57% | 4 | 4 | 0 |
| MELISSA HART | 36 | 16.07% | 18 | 18 | 0 |
| BILL MCSWAIN | 51 | 22.77% | 32 | 19 | 0 |
| CHARLIE GEROW | 4 | 1.79% | 4 | 0 | 0 |
| JOE GALE | 3 | 1.34% | 1 | 2 | 0 |
| JAKE CORMAN | 8 | 3.57% | 2 | 6 | 0 |
| Write-In Totals | 3 | 1.34% | 3 | 0 | 0 |
| Total Votes Cast | 224 | 100.00% | 166 | 58 | 0 |
| Overvotes | 0 | | 0 | 0 | 0 |
| Undervotes | 6 | | 5 | 1 | 0 |

New Wilmington Boro

REP LIEUTENANT GOVERNOR

Vote For 1

| | TOTAL | VOTE % | ELECTIO N DAY | MAIL VOTE | PROVISI ONAL |
|-----------------------|-------|---------|------------------|--------------|-----------------|
| CLARICE SCHILLINGER | 8 | 3.70% | 6 | 2 | 0 |
| JAMES EARL JONES | 9 | 4.17% | 5 | 4 | 0 |
| RICK SACCONI | 12 | 5.56% | 10 | 2 | 0 |
| JOHN BROWN | 3 | 1.39% | 3 | 0 | 0 |
| CHRIS FRYE | 120 | 55.56% | 87 | 33 | 0 |
| JEFF COLEMAN | 4 | 1.85% | 3 | 1 | 0 |
| RUSS DIAMOND | 4 | 1.85% | 3 | 1 | 0 |
| CARRIE LEWIS DELROSSO | 39 | 18.06% | 32 | 7 | 0 |
| TEDDY DANIELS | 16 | 7.41% | 12 | 4 | 0 |
| Write-In Totals | 1 | 0.46% | 1 | 0 | 0 |
| Total Votes Cast | 216 | 100.00% | 162 | 54 | 0 |
| Overvotes | 1 | | 0 | 1 | 0 |
| Undervotes | 13 | | 9 | 4 | 0 |

REP REPRESENTATIVE IN CONGRESS 16TH DISTRICT

Vote For 1

| | TOTAL | VOTE % | ELECTIO N DAY | MAIL VOTE | PROVISI ONAL |
|------------------|-------|---------|------------------|--------------|-----------------|
| MIKE KELLY | 207 | 98.10% | 156 | 51 | 0 |
| Write-In Totals | 4 | 1.90% | 3 | 1 | 0 |
| Total Votes Cast | 211 | 100.00% | 159 | 52 | 0 |
| Overvotes | 0 | | 0 | 0 | 0 |
| Undervotes | 19 | | 12 | 7 | 0 |

REP SENATOR IN THE GENERAL ASSEMBLY 50TH DISTRICT

Vote For 1

| | TOTAL | VOTE % | ELECTIO N DAY | MAIL VOTE | PROVISI ONAL |
|------------------|-------|---------|------------------|--------------|-----------------|
| MICHELE BROOKS | 207 | 98.57% | 152 | 55 | 0 |
| Write-In Totals | 3 | 1.43% | 2 | 1 | 0 |
| Total Votes Cast | 210 | 100.00% | 154 | 56 | 0 |
| Overvotes | 0 | | 0 | 0 | 0 |
| Undervotes | 20 | | 17 | 3 | 0 |

REP REPRESENTATIVE IN THE GENERAL ASSEMBLY 9TH DISTRICT

Vote For 1

| | TOTAL | VOTE % | ELECTIO N DAY | MAIL VOTE | PROVISI ONAL |
|-------------------|-------|---------|------------------|--------------|-----------------|
| DARRYL AUDIA | 31 | 13.78% | 21 | 10 | 0 |
| NICK KERIN | 118 | 52.44% | 89 | 29 | 0 |
| MARLA GALLO BROWN | 75 | 33.33% | 57 | 18 | 0 |
| Write-In Totals | 1 | 0.44% | 1 | 0 | 0 |
| Total Votes Cast | 225 | 100.00% | 168 | 57 | 0 |
| Overvotes | 0 | | 0 | 0 | 0 |
| Undervotes | 5 | | 3 | 2 | 0 |

New Wilmington Boro

REP MEMBER OF REPUBLICAN STATE COMMITTEE

Vote For 2

| | TOTAL | VOTE % | ELECTIO N DAY | MAIL VOTE | PROVISI ONAL |
|------------------|-------|---------|------------------|--------------|-----------------|
| SHERRY J PATTON | 88 | 24.24% | 64 | 24 | 0 |
| JEANIE STEELE | 98 | 27.00% | 70 | 28 | 0 |
| DALE TURNER | 173 | 47.66% | 122 | 51 | 0 |
| Write-In Totals | 4 | 1.10% | 4 | 0 | 0 |
| Total Votes Cast | 363 | 100.00% | 260 | 103 | 0 |
| Overvotes | 0 | | 0 | 0 | 0 |
| Undervotes | 97 | | 82 | 15 | 0 |

S.N.P.J. Boro

Statistics

| | TOTAL | ELECTIO N DAY | MAIL VOTE | PROVISI ONAL |
|---------------------------------|---------|------------------|--------------|-----------------|
| Registered Voters - Total | 8 | | | |
| Registered Voters - DEMOCRATIC | 3 | | | |
| Registered Voters - REPUBLICAN | 3 | | | |
| Registered Voters - NONPARTISAN | 2 | | | |
| Ballots Cast - Total | 5 | 0 | 5 | 0 |
| Ballots Cast - DEMOCRATIC | 3 | 0 | 3 | 0 |
| Ballots Cast - REPUBLICAN | 2 | 0 | 2 | 0 |
| Ballots Cast - NONPARTISAN | 0 | 0 | 0 | 0 |
| Ballots Cast - Blank | 0 | 0 | 0 | 0 |
| Voter Turnout - Total | 62.50% | | | |
| Voter Turnout - DEMOCRATIC | 100.00% | | | |
| Voter Turnout - REPUBLICAN | 66.67% | | | |
| Voter Turnout - NONPARTISAN | 0.00% | | | |

DEM UNITED STATES SENATOR

Vote For 1

| | TOTAL | VOTE % | ELECTIO N DAY | MAIL VOTE | PROVISI ONAL |
|------------------|-------|---------|------------------|--------------|-----------------|
| ALEX KHALIL | 0 | 0.00% | 0 | 0 | 0 |
| CONOR LAMB | 2 | 66.67% | 0 | 2 | 0 |
| MALCOLM KENYATTA | 0 | 0.00% | 0 | 0 | 0 |
| JOHN FETTERMAN | 1 | 33.33% | 0 | 1 | 0 |
| Write-In Totals | 0 | 0.00% | 0 | 0 | 0 |
| Total Votes Cast | 3 | 100.00% | 0 | 3 | 0 |
| Overvotes | 0 | | 0 | 0 | 0 |
| Undervotes | 0 | | 0 | 0 | 0 |

DEM GOVERNOR

Vote For 1

| | TOTAL | VOTE % | ELECTIO N DAY | MAIL VOTE | PROVISI ONAL |
|------------------|-------|---------|------------------|--------------|-----------------|
| JOSH SHAPIRO | 3 | 100.00% | 0 | 3 | 0 |
| Write-In Totals | 0 | 0.00% | 0 | 0 | 0 |
| Total Votes Cast | 3 | 100.00% | 0 | 3 | 0 |
| Overvotes | 0 | | 0 | 0 | 0 |
| Undervotes | 0 | | 0 | 0 | 0 |

DEM LIEUTENANT GOVERNOR

Vote For 1

| | TOTAL | VOTE % | ELECTIO N DAY | MAIL VOTE | PROVISI ONAL |
|------------------|-------|---------|------------------|--------------|-----------------|
| AUSTIN DAVIS | 3 | 100.00% | 0 | 3 | 0 |
| RAY SOSA | 0 | 0.00% | 0 | 0 | 0 |
| BRIAN SIMS | 0 | 0.00% | 0 | 0 | 0 |
| Write-In Totals | 0 | 0.00% | 0 | 0 | 0 |
| Total Votes Cast | 3 | 100.00% | 0 | 3 | 0 |
| Overvotes | 0 | | 0 | 0 | 0 |
| Undervotes | 0 | | 0 | 0 | 0 |

S.N.P.J. Boro

DEM REPRESENTATIVE IN CONGRESS 16TH DISTRICT

Vote For 1

| | TOTAL | VOTE % | ELECTIO N DAY | MAIL VOTE | PROVISI ONAL |
|------------------|-------|---------|------------------|--------------|-----------------|
| DAN PASTORE | 1 | 33.33% | 0 | 1 | 0 |
| RICK TELESZ | 2 | 66.67% | 0 | 2 | 0 |
| Write-In Totals | 0 | 0.00% | 0 | 0 | 0 |
| Total Votes Cast | 3 | 100.00% | 0 | 3 | 0 |
| Overvotes | 0 | | 0 | 0 | 0 |
| Undervotes | 0 | | 0 | 0 | 0 |

DEM SENATOR IN THE GENERAL ASSEMBLY 50TH DISTRICT

Vote For 1

| | TOTAL | VOTE % | ELECTIO N DAY | MAIL VOTE | PROVISI ONAL |
|------------------|-------|---------|------------------|--------------|-----------------|
| RIANNA CZECH | 3 | 100.00% | 0 | 3 | 0 |
| Write-In Totals | 0 | 0.00% | 0 | 0 | 0 |
| Total Votes Cast | 3 | 100.00% | 0 | 3 | 0 |
| Overvotes | 0 | | 0 | 0 | 0 |
| Undervotes | 0 | | 0 | 0 | 0 |

DEM REPRESENTATIVE IN THE GENERAL ASSEMBLY 9TH DISTRICT

Vote For 1

| | TOTAL | VOTE % | ELECTIO N DAY | MAIL VOTE | PROVISI ONAL |
|------------------|-------|---------|------------------|--------------|-----------------|
| CHRIS SAINATO | 3 | 100.00% | 0 | 3 | 0 |
| Write-In Totals | 0 | 0.00% | 0 | 0 | 0 |
| Total Votes Cast | 3 | 100.00% | 0 | 3 | 0 |
| Overvotes | 0 | | 0 | 0 | 0 |
| Undervotes | 0 | | 0 | 0 | 0 |

DEM MEMBER OF DEMOCRATIC STATE COMMITTEE

Vote For 2

| | TOTAL | VOTE % | ELECTIO N DAY | MAIL VOTE | PROVISI ONAL |
|-------------------|-------|---------|------------------|--------------|-----------------|
| MIRA LOU THOMPSON | 2 | 100.00% | 0 | 2 | 0 |
| Write-In Totals | 0 | 0.00% | 0 | 0 | 0 |
| Total Votes Cast | 2 | 100.00% | 0 | 2 | 0 |
| Overvotes | 0 | | 0 | 0 | 0 |
| Undervotes | 4 | | 0 | 4 | 0 |

DEM MEMBER OF DEMOCRATIC COUNTY COMMITTEE - MALE S.N.P.J. Boro

Vote For 1

| | TOTAL | VOTE % | ELECTIO N DAY | MAIL VOTE | PROVISI ONAL |
|------------------|-------|--------|------------------|--------------|-----------------|
| Write-In Totals | 0 | | 0 | 0 | 0 |
| Total Votes Cast | 0 | | 0 | 0 | 0 |
| Overvotes | 0 | | 0 | 0 | 0 |
| Undervotes | 3 | | 0 | 3 | 0 |

S.N.P.J. Boro

DEM MEMBER OF DEMOCRATIC COUNTY COMMITTEE - FEMALE S.N.P.J. Boro

Vote For 1

| | TOTAL | VOTE % | ELECTIO N DAY | MAIL VOTE | PROVISI ONAL |
|------------------|-------|--------|------------------|--------------|-----------------|
| Write-In Totals | 0 | | 0 | 0 | 0 |
| Total Votes Cast | 0 | | 0 | 0 | 0 |
| Overvotes | 0 | | 0 | 0 | 0 |
| Undervotes | 3 | | 0 | 3 | 0 |

REP UNITED STATES SENATOR

Vote For 1

| | TOTAL | VOTE % | ELECTIO N DAY | MAIL VOTE | PROVISI ONAL |
|------------------|-------|---------|------------------|--------------|-----------------|
| KATHY BARNETTE | 0 | 0.00% | 0 | 0 | 0 |
| MEHMET OZ | 1 | 50.00% | 0 | 1 | 0 |
| GEORGE BOCHETTO | 0 | 0.00% | 0 | 0 | 0 |
| JEFF BARTOS | 0 | 0.00% | 0 | 0 | 0 |
| DAVE MCCORMICK | 1 | 50.00% | 0 | 1 | 0 |
| SEAN GALE | 0 | 0.00% | 0 | 0 | 0 |
| CARLA SANDS | 0 | 0.00% | 0 | 0 | 0 |
| Write-In Totals | 0 | 0.00% | 0 | 0 | 0 |
| Total Votes Cast | 2 | 100.00% | 0 | 2 | 0 |
| Overvotes | 0 | | 0 | 0 | 0 |
| Undervotes | 0 | | 0 | 0 | 0 |

REP GOVERNOR

Vote For 1

| | TOTAL | VOTE % | ELECTIO N DAY | MAIL VOTE | PROVISI ONAL |
|---------------------|-------|---------|------------------|--------------|-----------------|
| LOU BARLETTA | 0 | 0.00% | 0 | 0 | 0 |
| DOUGLAS V MASTRIANO | 1 | 50.00% | 0 | 1 | 0 |
| NCHE ZAMA | 0 | 0.00% | 0 | 0 | 0 |
| DAVE WHITE | 0 | 0.00% | 0 | 0 | 0 |
| MELISSA HART | 0 | 0.00% | 0 | 0 | 0 |
| BILL MCSWAIN | 0 | 0.00% | 0 | 0 | 0 |
| CHARLIE GEROW | 0 | 0.00% | 0 | 0 | 0 |
| JOE GALE | 0 | 0.00% | 0 | 0 | 0 |
| JAKE CORMAN | 1 | 50.00% | 0 | 1 | 0 |
| Write-In Totals | 0 | 0.00% | 0 | 0 | 0 |
| Total Votes Cast | 2 | 100.00% | 0 | 2 | 0 |
| Overvotes | 0 | | 0 | 0 | 0 |
| Undervotes | 0 | | 0 | 0 | 0 |

S.N.P.J. Boro

REP LIEUTENANT GOVERNOR

Vote For 1

| | TOTAL | VOTE % | ELECTIO N DAY | MAIL VOTE | PROVISI ONAL |
|-----------------------|-------|---------|------------------|--------------|-----------------|
| CLARICE SCHILLINGER | 0 | 0.00% | 0 | 0 | 0 |
| JAMES EARL JONES | 0 | 0.00% | 0 | 0 | 0 |
| RICK SACCONO | 1 | 50.00% | 0 | 1 | 0 |
| JOHN BROWN | 0 | 0.00% | 0 | 0 | 0 |
| CHRIS FRYE | 0 | 0.00% | 0 | 0 | 0 |
| JEFF COLEMAN | 0 | 0.00% | 0 | 0 | 0 |
| RUSS DIAMOND | 0 | 0.00% | 0 | 0 | 0 |
| CARRIE LEWIS DELROSSO | 0 | 0.00% | 0 | 0 | 0 |
| TEDDY DANIELS | 1 | 50.00% | 0 | 1 | 0 |
| Write-In Totals | 0 | 0.00% | 0 | 0 | 0 |
| Total Votes Cast | 2 | 100.00% | 0 | 2 | 0 |
| Overvotes | 0 | | 0 | 0 | 0 |
| Undervotes | 0 | | 0 | 0 | 0 |

REP REPRESENTATIVE IN CONGRESS 16TH DISTRICT

Vote For 1

| | TOTAL | VOTE % | ELECTIO N DAY | MAIL VOTE | PROVISI ONAL |
|------------------|-------|---------|------------------|--------------|-----------------|
| MIKE KELLY | 2 | 100.00% | 0 | 2 | 0 |
| Write-In Totals | 0 | 0.00% | 0 | 0 | 0 |
| Total Votes Cast | 2 | 100.00% | 0 | 2 | 0 |
| Overvotes | 0 | | 0 | 0 | 0 |
| Undervotes | 0 | | 0 | 0 | 0 |

REP SENATOR IN THE GENERAL ASSEMBLY 50TH DISTRICT

Vote For 1

| | TOTAL | VOTE % | ELECTIO N DAY | MAIL VOTE | PROVISI ONAL |
|------------------|-------|---------|------------------|--------------|-----------------|
| MICHELE BROOKS | 2 | 100.00% | 0 | 2 | 0 |
| Write-In Totals | 0 | 0.00% | 0 | 0 | 0 |
| Total Votes Cast | 2 | 100.00% | 0 | 2 | 0 |
| Overvotes | 0 | | 0 | 0 | 0 |
| Undervotes | 0 | | 0 | 0 | 0 |

REP REPRESENTATIVE IN THE GENERAL ASSEMBLY 9TH DISTRICT

Vote For 1

| | TOTAL | VOTE % | ELECTIO N DAY | MAIL VOTE | PROVISI ONAL |
|-------------------|-------|---------|------------------|--------------|-----------------|
| DARRYL AUDIA | 0 | 0.00% | 0 | 0 | 0 |
| NICK KERIN | 1 | 50.00% | 0 | 1 | 0 |
| MARLA GALLO BROWN | 1 | 50.00% | 0 | 1 | 0 |
| Write-In Totals | 0 | 0.00% | 0 | 0 | 0 |
| Total Votes Cast | 2 | 100.00% | 0 | 2 | 0 |
| Overvotes | 0 | | 0 | 0 | 0 |
| Undervotes | 0 | | 0 | 0 | 0 |

S.N.P.J. Boro

REP MEMBER OF REPUBLICAN STATE COMMITTEE

Vote For 2

| | TOTAL | VOTE % | ELECTIO N DAY | MAIL VOTE | PROVISI ONAL |
|------------------|-------|---------|------------------|--------------|-----------------|
| SHERRY J PATTON | 1 | 25.00% | 0 | 1 | 0 |
| JEANIE STEELE | 1 | 25.00% | 0 | 1 | 0 |
| DALE TURNER | 2 | 50.00% | 0 | 2 | 0 |
| Write-In Totals | 0 | 0.00% | 0 | 0 | 0 |
| Total Votes Cast | 4 | 100.00% | 0 | 4 | 0 |
| Overvotes | 0 | | 0 | 0 | 0 |
| Undervotes | 0 | | 0 | 0 | 0 |

South New Castle Boro

Statistics

| | TOTAL | ELECTIO N DAY | MAIL VOTE | PROVISI ONAL |
|---------------------------------|--------|------------------|--------------|-----------------|
| Registered Voters - Total | 429 | | | |
| Registered Voters - DEMOCRATIC | 169 | | | |
| Registered Voters - REPUBLICAN | 203 | | | |
| Registered Voters - NONPARTISAN | 57 | | | |
| Ballots Cast - Total | 131 | 96 | 35 | 0 |
| Ballots Cast - DEMOCRATIC | 58 | 37 | 21 | 0 |
| Ballots Cast - REPUBLICAN | 73 | 59 | 14 | 0 |
| Ballots Cast - NONPARTISAN | 0 | 0 | 0 | 0 |
| Ballots Cast - Blank | 0 | 0 | 0 | 0 |
| Voter Turnout - Total | 30.54% | | | |
| Voter Turnout - DEMOCRATIC | 34.32% | | | |
| Voter Turnout - REPUBLICAN | 35.96% | | | |
| Voter Turnout - NONPARTISAN | 0.00% | | | |

DEM UNITED STATES SENATOR

Vote For 1

| | TOTAL | VOTE % | ELECTIO N DAY | MAIL VOTE | PROVISI ONAL |
|------------------|-------|---------|------------------|--------------|-----------------|
| ALEX KHALIL | 2 | 3.51% | 2 | 0 | 0 |
| CONOR LAMB | 19 | 33.33% | 8 | 11 | 0 |
| MALCOLM KENYATTA | 2 | 3.51% | 2 | 0 | 0 |
| JOHN FETTERMAN | 33 | 57.89% | 23 | 10 | 0 |
| Write-In Totals | 1 | 1.75% | 1 | 0 | 0 |
| Total Votes Cast | 57 | 100.00% | 36 | 21 | 0 |
| Overvotes | 0 | | 0 | 0 | 0 |
| Undervotes | 1 | | 1 | 0 | 0 |

DEM GOVERNOR

Vote For 1

| | TOTAL | VOTE % | ELECTIO N DAY | MAIL VOTE | PROVISI ONAL |
|------------------|-------|---------|------------------|--------------|-----------------|
| JOSH SHAPIRO | 51 | 98.08% | 31 | 20 | 0 |
| Write-In Totals | 1 | 1.92% | 1 | 0 | 0 |
| Total Votes Cast | 52 | 100.00% | 32 | 20 | 0 |
| Overvotes | 0 | | 0 | 0 | 0 |
| Undervotes | 6 | | 5 | 1 | 0 |

DEM LIEUTENANT GOVERNOR

Vote For 1

| | TOTAL | VOTE % | ELECTIO N DAY | MAIL VOTE | PROVISI ONAL |
|------------------|-------|---------|------------------|--------------|-----------------|
| AUSTIN DAVIS | 38 | 71.70% | 20 | 18 | 0 |
| RAY SOSA | 2 | 3.77% | 1 | 1 | 0 |
| BRIAN SIMS | 13 | 24.53% | 13 | 0 | 0 |
| Write-In Totals | 0 | 0.00% | 0 | 0 | 0 |
| Total Votes Cast | 53 | 100.00% | 34 | 19 | 0 |
| Overvotes | 0 | | 0 | 0 | 0 |
| Undervotes | 5 | | 3 | 2 | 0 |

South New Castle Boro

DEM REPRESENTATIVE IN CONGRESS 16TH DISTRICT

Vote For 1

| | TOTAL | VOTE % | ELECTIO N DAY | MAIL VOTE | PROVISI ONAL |
|------------------|-------|---------|------------------|--------------|-----------------|
| DAN PASTORE | 7 | 13.21% | 7 | 0 | 0 |
| RICK TELESZ | 46 | 86.79% | 26 | 20 | 0 |
| Write-In Totals | 0 | 0.00% | 0 | 0 | 0 |
| Total Votes Cast | 53 | 100.00% | 33 | 20 | 0 |
| Overvotes | 0 | | 0 | 0 | 0 |
| Undervotes | 5 | | 4 | 1 | 0 |

DEM SENATOR IN THE GENERAL ASSEMBLY 50TH DISTRICT

Vote For 1

| | TOTAL | VOTE % | ELECTIO N DAY | MAIL VOTE | PROVISI ONAL |
|------------------|-------|---------|------------------|--------------|-----------------|
| RIANNA CZECH | 49 | 98.00% | 30 | 19 | 0 |
| Write-In Totals | 1 | 2.00% | 1 | 0 | 0 |
| Total Votes Cast | 50 | 100.00% | 31 | 19 | 0 |
| Overvotes | 0 | | 0 | 0 | 0 |
| Undervotes | 8 | | 6 | 2 | 0 |

DEM REPRESENTATIVE IN THE GENERAL ASSEMBLY 9TH DISTRICT

Vote For 1

| | TOTAL | VOTE % | ELECTIO N DAY | MAIL VOTE | PROVISI ONAL |
|------------------|-------|---------|------------------|--------------|-----------------|
| CHRIS SAINATO | 50 | 94.34% | 31 | 19 | 0 |
| Write-In Totals | 3 | 5.66% | 2 | 1 | 0 |
| Total Votes Cast | 53 | 100.00% | 33 | 20 | 0 |
| Overvotes | 0 | | 0 | 0 | 0 |
| Undervotes | 5 | | 4 | 1 | 0 |

DEM MEMBER OF DEMOCRATIC STATE COMMITTEE

Vote For 2

| | TOTAL | VOTE % | ELECTIO N DAY | MAIL VOTE | PROVISI ONAL |
|-------------------|-------|---------|------------------|--------------|-----------------|
| MIRA LOU THOMPSON | 50 | 98.04% | 32 | 18 | 0 |
| Write-In Totals | 1 | 1.96% | 1 | 0 | 0 |
| Total Votes Cast | 51 | 100.00% | 33 | 18 | 0 |
| Overvotes | 0 | | 0 | 0 | 0 |
| Undervotes | 65 | | 41 | 24 | 0 |

DEM MEMBER OF DEMOCRATIC COUNTY COMMITTEE - MALE South New Castle Boro

Vote For 1

| | TOTAL | VOTE % | ELECTIO N DAY | MAIL VOTE | PROVISI ONAL |
|------------------|-------|---------|------------------|--------------|-----------------|
| Write-In Totals | 3 | 100.00% | 3 | 0 | 0 |
| Total Votes Cast | 3 | 100.00% | 3 | 0 | 0 |
| Overvotes | 0 | | 0 | 0 | 0 |
| Undervotes | 55 | | 34 | 21 | 0 |

South New Castle Boro

DEM MEMBER OF DEMOCRATIC COUNTY COMMITTEE - FEMALE South New Castle Boro

Vote For 1

| | TOTAL | VOTE % | ELECTIO N DAY | MAIL VOTE | PROVISI ONAL |
|------------------|-------|---------|------------------|--------------|-----------------|
| Write-In Totals | 3 | 100.00% | 3 | 0 | 0 |
| Total Votes Cast | 3 | 100.00% | 3 | 0 | 0 |
| Overvotes | 0 | | 0 | 0 | 0 |
| Undervotes | 55 | | 34 | 21 | 0 |

REP UNITED STATES SENATOR

Vote For 1

| | TOTAL | VOTE % | ELECTIO N DAY | MAIL VOTE | PROVISI ONAL |
|------------------|-------|---------|------------------|--------------|-----------------|
| KATHY BARNETTE | 10 | 13.70% | 10 | 0 | 0 |
| MEHMET OZ | 24 | 32.88% | 21 | 3 | 0 |
| GEORGE BOCHETTO | 0 | 0.00% | 0 | 0 | 0 |
| JEFF BARTOS | 0 | 0.00% | 0 | 0 | 0 |
| DAVE MCCORMICK | 35 | 47.95% | 25 | 10 | 0 |
| SEAN GALE | 1 | 1.37% | 1 | 0 | 0 |
| CARLA SANDS | 3 | 4.11% | 2 | 1 | 0 |
| Write-In Totals | 0 | 0.00% | 0 | 0 | 0 |
| Total Votes Cast | 73 | 100.00% | 59 | 14 | 0 |
| Overvotes | 0 | | 0 | 0 | 0 |
| Undervotes | 0 | | 0 | 0 | 0 |

REP GOVERNOR

Vote For 1

| | TOTAL | VOTE % | ELECTIO N DAY | MAIL VOTE | PROVISI ONAL |
|---------------------|-------|---------|------------------|--------------|-----------------|
| LOU BARLETTA | 6 | 8.33% | 6 | 0 | 0 |
| DOUGLAS V MASTRIANO | 32 | 44.44% | 31 | 1 | 0 |
| NCHE ZAMA | 0 | 0.00% | 0 | 0 | 0 |
| DAVE WHITE | 10 | 13.89% | 7 | 3 | 0 |
| MELISSA HART | 7 | 9.72% | 3 | 4 | 0 |
| BILL MCSWAIN | 16 | 22.22% | 11 | 5 | 0 |
| CHARLIE GEROW | 0 | 0.00% | 0 | 0 | 0 |
| JOE GALE | 0 | 0.00% | 0 | 0 | 0 |
| JAKE CORMAN | 1 | 1.39% | 0 | 1 | 0 |
| Write-In Totals | 0 | 0.00% | 0 | 0 | 0 |
| Total Votes Cast | 72 | 100.00% | 58 | 14 | 0 |
| Overvotes | 0 | | 0 | 0 | 0 |
| Undervotes | 1 | | 1 | 0 | 0 |

South New Castle Boro

REP LIEUTENANT GOVERNOR

Vote For 1

| | TOTAL | VOTE % | ELECTIO N DAY | MAIL VOTE | PROVISI ONAL |
|-----------------------|-------|---------|------------------|--------------|-----------------|
| CLARICE SCHILLINGER | 4 | 5.88% | 3 | 1 | 0 |
| JAMES EARL JONES | 0 | 0.00% | 0 | 0 | 0 |
| RICK SACCONI | 10 | 14.71% | 8 | 2 | 0 |
| JOHN BROWN | 3 | 4.41% | 2 | 1 | 0 |
| CHRIS FRYE | 27 | 39.71% | 22 | 5 | 0 |
| JEFF COLEMAN | 4 | 5.88% | 2 | 2 | 0 |
| RUSS DIAMOND | 0 | 0.00% | 0 | 0 | 0 |
| CARRIE LEWIS DELROSSO | 13 | 19.12% | 11 | 2 | 0 |
| TEDDY DANIELS | 7 | 10.29% | 7 | 0 | 0 |
| Write-In Totals | 0 | 0.00% | 0 | 0 | 0 |
| Total Votes Cast | 68 | 100.00% | 55 | 13 | 0 |
| Overvotes | 1 | | 0 | 1 | 0 |
| Undervotes | 4 | | 4 | 0 | 0 |

REP REPRESENTATIVE IN CONGRESS 16TH DISTRICT

Vote For 1

| | TOTAL | VOTE % | ELECTIO N DAY | MAIL VOTE | PROVISI ONAL |
|------------------|-------|---------|------------------|--------------|-----------------|
| MIKE KELLY | 63 | 100.00% | 50 | 13 | 0 |
| Write-In Totals | 0 | 0.00% | 0 | 0 | 0 |
| Total Votes Cast | 63 | 100.00% | 50 | 13 | 0 |
| Overvotes | 0 | | 0 | 0 | 0 |
| Undervotes | 10 | | 9 | 1 | 0 |

REP SENATOR IN THE GENERAL ASSEMBLY 50TH DISTRICT

Vote For 1

| | TOTAL | VOTE % | ELECTIO N DAY | MAIL VOTE | PROVISI ONAL |
|------------------|-------|---------|------------------|--------------|-----------------|
| MICHELE BROOKS | 62 | 98.41% | 50 | 12 | 0 |
| Write-In Totals | 1 | 1.59% | 1 | 0 | 0 |
| Total Votes Cast | 63 | 100.00% | 51 | 12 | 0 |
| Overvotes | 0 | | 0 | 0 | 0 |
| Undervotes | 10 | | 8 | 2 | 0 |

REP REPRESENTATIVE IN THE GENERAL ASSEMBLY 9TH DISTRICT

Vote For 1

| | TOTAL | VOTE % | ELECTIO N DAY | MAIL VOTE | PROVISI ONAL |
|-------------------|-------|---------|------------------|--------------|-----------------|
| DARRYL AUDIA | 15 | 20.55% | 12 | 3 | 0 |
| NICK KERIN | 26 | 35.62% | 19 | 7 | 0 |
| MARLA GALLO BROWN | 32 | 43.84% | 28 | 4 | 0 |
| Write-In Totals | 0 | 0.00% | 0 | 0 | 0 |
| Total Votes Cast | 73 | 100.00% | 59 | 14 | 0 |
| Overvotes | 0 | | 0 | 0 | 0 |
| Undervotes | 0 | | 0 | 0 | 0 |

South New Castle Boro

REP MEMBER OF REPUBLICAN STATE COMMITTEE

Vote For 2

| | TOTAL | VOTE % | ELECTIO N DAY | MAIL VOTE | PROVISI ONAL |
|------------------|-------|---------|------------------|--------------|-----------------|
| SHERRY J PATTON | 25 | 22.94% | 20 | 5 | 0 |
| JEANIE STEELE | 32 | 29.36% | 23 | 9 | 0 |
| DALE TURNER | 52 | 47.71% | 40 | 12 | 0 |
| Write-In Totals | 0 | 0.00% | 0 | 0 | 0 |
| Total Votes Cast | 109 | 100.00% | 83 | 26 | 0 |
| Overvotes | 0 | | 0 | 0 | 0 |
| Undervotes | 37 | | 35 | 2 | 0 |

Volant Boro

Statistics

| | TOTAL | ELECTIO N DAY | MAIL VOTE | PROVISI ONAL |
|---------------------------------|--------|------------------|--------------|-----------------|
| Registered Voters - Total | 102 | | | |
| Registered Voters - DEMOCRATIC | 28 | | | |
| Registered Voters - REPUBLICAN | 64 | | | |
| Registered Voters - NONPARTISAN | 10 | | | |
| Ballots Cast - Total | 41 | 37 | 4 | 0 |
| Ballots Cast - DEMOCRATIC | 11 | 7 | 4 | 0 |
| Ballots Cast - REPUBLICAN | 30 | 30 | 0 | 0 |
| Ballots Cast - NONPARTISAN | 0 | 0 | 0 | 0 |
| Ballots Cast - Blank | 0 | 0 | 0 | 0 |
| Voter Turnout - Total | 40.20% | | | |
| Voter Turnout - DEMOCRATIC | 39.29% | | | |
| Voter Turnout - REPUBLICAN | 46.88% | | | |
| Voter Turnout - NONPARTISAN | 0.00% | | | |

DEM UNITED STATES SENATOR

Vote For 1

| | TOTAL | VOTE % | ELECTIO N DAY | MAIL VOTE | PROVISI ONAL |
|------------------|-------|---------|------------------|--------------|-----------------|
| ALEX KHALIL | 0 | 0.00% | 0 | 0 | 0 |
| CONOR LAMB | 4 | 36.36% | 3 | 1 | 0 |
| MALCOLM KENYATTA | 0 | 0.00% | 0 | 0 | 0 |
| JOHN FETTERMAN | 7 | 63.64% | 4 | 3 | 0 |
| Write-In Totals | 0 | 0.00% | 0 | 0 | 0 |
| Total Votes Cast | 11 | 100.00% | 7 | 4 | 0 |
| Overvotes | 0 | | 0 | 0 | 0 |
| Undervotes | 0 | | 0 | 0 | 0 |

DEM GOVERNOR

Vote For 1

| | TOTAL | VOTE % | ELECTIO N DAY | MAIL VOTE | PROVISI ONAL |
|------------------|-------|---------|------------------|--------------|-----------------|
| JOSH SHAPIRO | 11 | 100.00% | 7 | 4 | 0 |
| Write-In Totals | 0 | 0.00% | 0 | 0 | 0 |
| Total Votes Cast | 11 | 100.00% | 7 | 4 | 0 |
| Overvotes | 0 | | 0 | 0 | 0 |
| Undervotes | 0 | | 0 | 0 | 0 |

DEM LIEUTENANT GOVERNOR

Vote For 1

| | TOTAL | VOTE % | ELECTIO N DAY | MAIL VOTE | PROVISI ONAL |
|------------------|-------|---------|------------------|--------------|-----------------|
| AUSTIN DAVIS | 8 | 80.00% | 5 | 3 | 0 |
| RAY SOSA | 0 | 0.00% | 0 | 0 | 0 |
| BRIAN SIMS | 2 | 20.00% | 1 | 1 | 0 |
| Write-In Totals | 0 | 0.00% | 0 | 0 | 0 |
| Total Votes Cast | 10 | 100.00% | 6 | 4 | 0 |
| Overvotes | 0 | | 0 | 0 | 0 |
| Undervotes | 1 | | 1 | 0 | 0 |

Volant Boro

DEM REPRESENTATIVE IN CONGRESS 16TH DISTRICT

Vote For 1

| | TOTAL | VOTE % | ELECTIO N DAY | MAIL VOTE | PROVISI ONAL |
|------------------|-------|---------|------------------|--------------|-----------------|
| DAN PASTORE | 0 | 0.00% | 0 | 0 | 0 |
| RICK TELESZ | 11 | 100.00% | 7 | 4 | 0 |
| Write-In Totals | 0 | 0.00% | 0 | 0 | 0 |
| Total Votes Cast | 11 | 100.00% | 7 | 4 | 0 |
| Overvotes | 0 | | 0 | 0 | 0 |
| Undervotes | 0 | | 0 | 0 | 0 |

DEM SENATOR IN THE GENERAL ASSEMBLY 50TH DISTRICT

Vote For 1

| | TOTAL | VOTE % | ELECTIO N DAY | MAIL VOTE | PROVISI ONAL |
|------------------|-------|---------|------------------|--------------|-----------------|
| RIANNA CZECH | 10 | 100.00% | 6 | 4 | 0 |
| Write-In Totals | 0 | 0.00% | 0 | 0 | 0 |
| Total Votes Cast | 10 | 100.00% | 6 | 4 | 0 |
| Overvotes | 0 | | 0 | 0 | 0 |
| Undervotes | 1 | | 1 | 0 | 0 |

DEM REPRESENTATIVE IN THE GENERAL ASSEMBLY 8TH DISTRICT

Vote For 1

| | TOTAL | VOTE % | ELECTIO N DAY | MAIL VOTE | PROVISI ONAL |
|------------------|-------|--------|------------------|--------------|-----------------|
| Write-In Totals | 0 | | 0 | 0 | 0 |
| Total Votes Cast | 0 | | 0 | 0 | 0 |
| Overvotes | 0 | | 0 | 0 | 0 |
| Undervotes | 11 | | 7 | 4 | 0 |

DEM MEMBER OF DEMOCRATIC STATE COMMITTEE

Vote For 2

| | TOTAL | VOTE % | ELECTIO N DAY | MAIL VOTE | PROVISI ONAL |
|-------------------|-------|---------|------------------|--------------|-----------------|
| MIRA LOU THOMPSON | 11 | 100.00% | 7 | 4 | 0 |
| Write-In Totals | 0 | 0.00% | 0 | 0 | 0 |
| Total Votes Cast | 11 | 100.00% | 7 | 4 | 0 |
| Overvotes | 0 | | 0 | 0 | 0 |
| Undervotes | 11 | | 7 | 4 | 0 |

DEM MEMBER OF DEMOCRATIC COUNTY COMMITTEE - MALE Volant Boro

Vote For 1

| | TOTAL | VOTE % | ELECTIO N DAY | MAIL VOTE | PROVISI ONAL |
|------------------|-------|--------|------------------|--------------|-----------------|
| Write-In Totals | 0 | | 0 | 0 | 0 |
| Total Votes Cast | 0 | | 0 | 0 | 0 |
| Overvotes | 0 | | 0 | 0 | 0 |
| Undervotes | 11 | | 7 | 4 | 0 |

Volant Boro










DEM MEMBER OF DEMOCRATIC COUNTY COMMITTEE - FEMALE Volant Boro

Vote For 1

| | TOTAL | VOTE % | ELECTIO N DAY | MAIL VOTE | PROVISI ONAL |
|------------------|-------|--------|------------------|--------------|-----------------|
| Write-In Totals | 0 | | 0 | 0 | 0 |
| Total Votes Cast | 0 | | 0 | 0 | 0 |
| Overvotes | 0 | | 0 | 0 | 0 |
| Undervotes | 11 | | 7 | 4 | 0 |












REP UNITED STATES SENATOR

Vote For 1

| | TOTAL | VOTE % | ELECTIO N DAY | MAIL VOTE | PROVISI ONAL |
|------------------|-------|---|------------------|--------------|-----------------|
| KATHY BARNETTE | 11 | 36.67%  | 11 | 0 | 0 |
| MEHMET OZ | 8 | 26.67%  | 8 | 0 | 0 |
| GEORGE BOCHETTO | 0 | 0.00%  | 0 | 0 | 0 |
| JEFF BARTOS | 1 | 3.33%  | 1 | 0 | 0 |
| DAVE MCCORMICK | 5 | 16.67%  | 5 | 0 | 0 |
| SEAN GALE | 0 | 0.00%  | 0 | 0 | 0 |
| CARLA SANDS | 5 | 16.67%  | 5 | 0 | 0 |
| Write-In Totals | 0 | 0.00%  | 0 | 0 | 0 |
| Total Votes Cast | 30 | 100.00%  | 30 | 0 | 0 |
| Overvotes | 0 | | 0 | 0 | 0 |
| Undervotes | 0 | | 0 | 0 | 0 |

REP GOVERNOR

Vote For 1

| | TOTAL | VOTE % | ELECTIO N DAY | MAIL VOTE | PROVISI ONAL |
|---------------------|-------|---|------------------|--------------|-----------------|
| LOU BARLETTA | 6 | 20.00%  | 6 | 0 | 0 |
| DOUGLAS V MASTRIANO | 21 | 70.00%  | 21 | 0 | 0 |
| NCHE ZAMA | 0 | 0.00%  | 0 | 0 | 0 |
| DAVE WHITE | 1 | 3.33%  | 1 | 0 | 0 |
| MELISSA HART | 0 | 0.00%  | 0 | 0 | 0 |
| BILL MCSWAIN | 2 | 6.67%  | 2 | 0 | 0 |
| CHARLIE GEROW | 0 | 0.00%  | 0 | 0 | 0 |
| JOE GALE | 0 | 0.00%  | 0 | 0 | 0 |
| JAKE CORMAN | 0 | 0.00%  | 0 | 0 | 0 |
| Write-In Totals | 0 | 0.00%  | 0 | 0 | 0 |
| Total Votes Cast | 30 | 100.00%  | 30 | 0 | 0 |
| Overvotes | 0 | | 0 | 0 | 0 |
| Undervotes | 0 | | 0 | 0 | 0 |

Volant Boro

REP LIEUTENANT GOVERNOR

Vote For 1

| | TOTAL | VOTE % | ELECTIO N DAY | MAIL VOTE | PROVISI ONAL |
|-----------------------|-------|---------|------------------|--------------|-----------------|
| CLARICE SCHILLINGER | 2 | 7.41% | 2 | 0 | 0 |
| JAMES EARL JONES | 0 | 0.00% | 0 | 0 | 0 |
| RICK SACCONI | 1 | 3.70% | 1 | 0 | 0 |
| JOHN BROWN | 0 | 0.00% | 0 | 0 | 0 |
| CHRIS FRYE | 13 | 48.15% | 13 | 0 | 0 |
| JEFF COLEMAN | 0 | 0.00% | 0 | 0 | 0 |
| RUSS DIAMOND | 0 | 0.00% | 0 | 0 | 0 |
| CARRIE LEWIS DELROSSO | 3 | 11.11% | 3 | 0 | 0 |
| TEDDY DANIELS | 8 | 29.63% | 8 | 0 | 0 |
| Write-In Totals | 0 | 0.00% | 0 | 0 | 0 |
| Total Votes Cast | 27 | 100.00% | 27 | 0 | 0 |
| Overvotes | 0 | | 0 | 0 | 0 |
| Undervotes | 3 | | 3 | 0 | 0 |

REP REPRESENTATIVE IN CONGRESS 16TH DISTRICT

Vote For 1

| | TOTAL | VOTE % | ELECTIO N DAY | MAIL VOTE | PROVISI ONAL |
|------------------|-------|---------|------------------|--------------|-----------------|
| MIKE KELLY | 30 | 100.00% | 30 | 0 | 0 |
| Write-In Totals | 0 | 0.00% | 0 | 0 | 0 |
| Total Votes Cast | 30 | 100.00% | 30 | 0 | 0 |
| Overvotes | 0 | | 0 | 0 | 0 |
| Undervotes | 0 | | 0 | 0 | 0 |

REP SENATOR IN THE GENERAL ASSEMBLY 50TH DISTRICT

Vote For 1

| | TOTAL | VOTE % | ELECTIO N DAY | MAIL VOTE | PROVISI ONAL |
|------------------|-------|---------|------------------|--------------|-----------------|
| MICHELE BROOKS | 29 | 100.00% | 29 | 0 | 0 |
| Write-In Totals | 0 | 0.00% | 0 | 0 | 0 |
| Total Votes Cast | 29 | 100.00% | 29 | 0 | 0 |
| Overvotes | 0 | | 0 | 0 | 0 |
| Undervotes | 1 | | 1 | 0 | 0 |

REP REPRESENTATIVE IN THE GENERAL ASSEMBLY 8TH DISTRICT

Vote For 1

| | TOTAL | VOTE % | ELECTIO N DAY | MAIL VOTE | PROVISI ONAL |
|------------------|-------|---------|------------------|--------------|-----------------|
| JOHN L KENNEDY | 13 | 43.33% | 13 | 0 | 0 |
| ERIC O DITULLIO | 0 | 0.00% | 0 | 0 | 0 |
| AARON BERNSTINE | 17 | 56.67% | 17 | 0 | 0 |
| Write-In Totals | 0 | 0.00% | 0 | 0 | 0 |
| Total Votes Cast | 30 | 100.00% | 30 | 0 | 0 |
| Overvotes | 0 | | 0 | 0 | 0 |
| Undervotes | 0 | | 0 | 0 | 0 |

Volant Boro

REP MEMBER OF REPUBLICAN STATE COMMITTEE

Vote For 2

| | TOTAL | VOTE % | ELECTIO N DAY | MAIL VOTE | PROVISI ONAL |
|------------------|-------|---------|------------------|--------------|-----------------|
| SHERRY J PATTON | 5 | 11.90% | 5 | 0 | 0 |
| JEANIE STEELE | 14 | 33.33% | 14 | 0 | 0 |
| DALE TURNER | 23 | 54.76% | 23 | 0 | 0 |
| Write-In Totals | 0 | 0.00% | 0 | 0 | 0 |
| Total Votes Cast | 42 | 100.00% | 42 | 0 | 0 |
| Overvotes | 0 | | 0 | 0 | 0 |
| Undervotes | 18 | | 18 | 0 | 0 |

Wampum Boro

Statistics

| | TOTAL | ELECTIO N DAY | MAIL VOTE | PROVISI ONAL |
|---------------------------------|--------|------------------|--------------|-----------------|
| Registered Voters - Total | 408 | | | |
| Registered Voters - DEMOCRATIC | 189 | | | |
| Registered Voters - REPUBLICAN | 165 | | | |
| Registered Voters - NONPARTISAN | 54 | | | |
| Ballots Cast - Total | 118 | 91 | 27 | 0 |
| Ballots Cast - DEMOCRATIC | 56 | 32 | 24 | 0 |
| Ballots Cast - REPUBLICAN | 62 | 59 | 3 | 0 |
| Ballots Cast - NONPARTISAN | 0 | 0 | 0 | 0 |
| Ballots Cast - Blank | 0 | 0 | 0 | 0 |
| Voter Turnout - Total | 28.92% | | | |
| Voter Turnout - DEMOCRATIC | 29.63% | | | |
| Voter Turnout - REPUBLICAN | 37.58% | | | |
| Voter Turnout - NONPARTISAN | 0.00% | | | |

DEM UNITED STATES SENATOR

Vote For 1

| | TOTAL | VOTE % | ELECTIO N DAY | MAIL VOTE | PROVISI ONAL |
|------------------|-------|---------|------------------|--------------|-----------------|
| ALEX KHALIL | 1 | 1.79% | 1 | 0 | 0 |
| CONOR LAMB | 23 | 41.07% | 11 | 12 | 0 |
| MALCOLM KENYATTA | 0 | 0.00% | 0 | 0 | 0 |
| JOHN FETTERMAN | 29 | 51.79% | 17 | 12 | 0 |
| Write-In Totals | 3 | 5.36% | 3 | 0 | 0 |
| Total Votes Cast | 56 | 100.00% | 32 | 24 | 0 |
| Overvotes | 0 | | 0 | 0 | 0 |
| Undervotes | 0 | | 0 | 0 | 0 |

DEM GOVERNOR

Vote For 1

| | TOTAL | VOTE % | ELECTIO N DAY | MAIL VOTE | PROVISI ONAL |
|------------------|-------|---------|------------------|--------------|-----------------|
| JOSH SHAPIRO | 52 | 94.55% | 28 | 24 | 0 |
| Write-In Totals | 3 | 5.45% | 3 | 0 | 0 |
| Total Votes Cast | 55 | 100.00% | 31 | 24 | 0 |
| Overvotes | 0 | | 0 | 0 | 0 |
| Undervotes | 1 | | 1 | 0 | 0 |

DEM LIEUTENANT GOVERNOR

Vote For 1

| | TOTAL | VOTE % | ELECTIO N DAY | MAIL VOTE | PROVISI ONAL |
|------------------|-------|---------|------------------|--------------|-----------------|
| AUSTIN DAVIS | 37 | 75.51% | 19 | 18 | 0 |
| RAY SOSA | 3 | 6.12% | 3 | 0 | 0 |
| BRIAN SIMS | 7 | 14.29% | 4 | 3 | 0 |
| Write-In Totals | 2 | 4.08% | 2 | 0 | 0 |
| Total Votes Cast | 49 | 100.00% | 28 | 21 | 0 |
| Overvotes | 0 | | 0 | 0 | 0 |
| Undervotes | 7 | | 4 | 3 | 0 |

Wampum Boro

DEM REPRESENTATIVE IN CONGRESS 16TH DISTRICT

Vote For 1

| | TOTAL | VOTE % | ELECTIO N DAY | MAIL VOTE | PROVISI ONAL |
|------------------|-------|---------|------------------|--------------|-----------------|
| DAN PASTORE | 8 | 15.38% | 4 | 4 | 0 |
| RICK TELESZ | 41 | 78.85% | 24 | 17 | 0 |
| Write-In Totals | 3 | 5.77% | 3 | 0 | 0 |
| Total Votes Cast | 52 | 100.00% | 31 | 21 | 0 |
| Overvotes | 0 | | 0 | 0 | 0 |
| Undervotes | 4 | | 1 | 3 | 0 |

DEM REPRESENTATIVE IN THE GENERAL ASSEMBLY 8TH DISTRICT

Vote For 1

| | TOTAL | VOTE % | ELECTIO N DAY | MAIL VOTE | PROVISI ONAL |
|------------------|-------|---------|------------------|--------------|-----------------|
| Write-In Totals | 7 | 100.00% | 6 | 1 | 0 |
| Total Votes Cast | 7 | 100.00% | 6 | 1 | 0 |
| Overvotes | 0 | | 0 | 0 | 0 |
| Undervotes | 49 | | 26 | 23 | 0 |

DEM MEMBER OF DEMOCRATIC STATE COMMITTEE

Vote For 2

| | TOTAL | VOTE % | ELECTIO N DAY | MAIL VOTE | PROVISI ONAL |
|-------------------|-------|---------|------------------|--------------|-----------------|
| MIRA LOU THOMPSON | 47 | 97.92% | 26 | 21 | 0 |
| Write-In Totals | 1 | 2.08% | 1 | 0 | 0 |
| Total Votes Cast | 48 | 100.00% | 27 | 21 | 0 |
| Overvotes | 0 | | 0 | 0 | 0 |
| Undervotes | 64 | | 37 | 27 | 0 |

DEM MEMBER OF DEMOCRATIC COUNTY COMMITTEE - MALE Wampum Boro

Vote For 1

| | TOTAL | VOTE % | ELECTIO N DAY | MAIL VOTE | PROVISI ONAL |
|------------------|-------|---------|------------------|--------------|-----------------|
| Write-In Totals | 2 | 100.00% | 2 | 0 | 0 |
| Total Votes Cast | 2 | 100.00% | 2 | 0 | 0 |
| Overvotes | 0 | | 0 | 0 | 0 |
| Undervotes | 54 | | 30 | 24 | 0 |

DEM MEMBER OF DEMOCRATIC COUNTY COMMITTEE - FEMALE Wampum Boro

Vote For 1

| | TOTAL | VOTE % | ELECTIO N DAY | MAIL VOTE | PROVISI ONAL |
|------------------|-------|---------|------------------|--------------|-----------------|
| Write-In Totals | 2 | 100.00% | 2 | 0 | 0 |
| Total Votes Cast | 2 | 100.00% | 2 | 0 | 0 |
| Overvotes | 0 | | 0 | 0 | 0 |
| Undervotes | 54 | | 30 | 24 | 0 |

Wampum Boro

REP UNITED STATES SENATOR

Vote For 1

| | TOTAL | VOTE % | ELECTIO N DAY | MAIL VOTE | PROVISI ONAL |
|------------------|-------|---------|------------------|--------------|-----------------|
| KATHY BARNETTE | 20 | 33.33% | 20 | 0 | 0 |
| MEHMET OZ | 17 | 28.33% | 15 | 2 | 0 |
| GEORGE BOCHETTO | 0 | 0.00% | 0 | 0 | 0 |
| JEFF BARTOS | 3 | 5.00% | 3 | 0 | 0 |
| DAVE MCCORMICK | 19 | 31.67% | 18 | 1 | 0 |
| SEAN GALE | 1 | 1.67% | 1 | 0 | 0 |
| CARLA SANDS | 0 | 0.00% | 0 | 0 | 0 |
| Write-In Totals | 0 | 0.00% | 0 | 0 | 0 |
| Total Votes Cast | 60 | 100.00% | 57 | 3 | 0 |
| Overvotes | 0 | | 0 | 0 | 0 |
| Undervotes | 2 | | 2 | 0 | 0 |

REP GOVERNOR

Vote For 1

| | TOTAL | VOTE % | ELECTIO N DAY | MAIL VOTE | PROVISI ONAL |
|---------------------|-------|---------|------------------|--------------|-----------------|
| LOU BARLETTA | 9 | 14.75% | 8 | 1 | 0 |
| DOUGLAS V MASTRIANO | 28 | 45.90% | 27 | 1 | 0 |
| NCHE ZAMA | 1 | 1.64% | 1 | 0 | 0 |
| DAVE WHITE | 3 | 4.92% | 3 | 0 | 0 |
| MELISSA HART | 7 | 11.48% | 7 | 0 | 0 |
| BILL MCSWAIN | 9 | 14.75% | 9 | 0 | 0 |
| CHARLIE GEROW | 0 | 0.00% | 0 | 0 | 0 |
| JOE GALE | 0 | 0.00% | 0 | 0 | 0 |
| JAKE CORMAN | 1 | 1.64% | 1 | 0 | 0 |
| Write-In Totals | 3 | 4.92% | 2 | 1 | 0 |
| Total Votes Cast | 61 | 100.00% | 58 | 3 | 0 |
| Overvotes | 0 | | 0 | 0 | 0 |
| Undervotes | 1 | | 1 | 0 | 0 |

Wampum Boro

REP LIEUTENANT GOVERNOR

Vote For 1

| | TOTAL | VOTE % | ELECTIO N DAY | MAIL VOTE | PROVISI ONAL |
|-----------------------|-------|---------|------------------|--------------|-----------------|
| CLARICE SCHILLINGER | 1 | 1.69% | 1 | 0 | 0 |
| JAMES EARL JONES | 5 | 8.47% | 5 | 0 | 0 |
| RICK SACCONI | 3 | 5.08% | 3 | 0 | 0 |
| JOHN BROWN | 0 | 0.00% | 0 | 0 | 0 |
| CHRIS FRYE | 19 | 32.20% | 19 | 0 | 0 |
| JEFF COLEMAN | 2 | 3.39% | 2 | 0 | 0 |
| RUSS DIAMOND | 1 | 1.69% | 1 | 0 | 0 |
| CARRIE LEWIS DELROSSO | 21 | 35.59% | 18 | 3 | 0 |
| TEDDY DANIELS | 7 | 11.86% | 7 | 0 | 0 |
| Write-In Totals | 0 | 0.00% | 0 | 0 | 0 |
| Total Votes Cast | 59 | 100.00% | 56 | 3 | 0 |
| Overvotes | 0 | | 0 | 0 | 0 |
| Undervotes | 3 | | 3 | 0 | 0 |

REP REPRESENTATIVE IN CONGRESS 16TH DISTRICT

Vote For 1

| | TOTAL | VOTE % | ELECTIO N DAY | MAIL VOTE | PROVISI ONAL |
|------------------|-------|---------|------------------|--------------|-----------------|
| MIKE KELLY | 55 | 100.00% | 52 | 3 | 0 |
| Write-In Totals | 0 | 0.00% | 0 | 0 | 0 |
| Total Votes Cast | 55 | 100.00% | 52 | 3 | 0 |
| Overvotes | 0 | | 0 | 0 | 0 |
| Undervotes | 7 | | 7 | 0 | 0 |

REP REPRESENTATIVE IN THE GENERAL ASSEMBLY 8TH DISTRICT






Vote For 1

| | TOTAL | VOTE % | ELECTIO N DAY | MAIL VOTE | PROVISI ONAL |
|------------------|-------|---------|------------------|--------------|-----------------|
| JOHN L KENNEDY | 3 | 4.92% | 3 | 0 | 0 |
| ERIC O DITULLIO | 4 | 6.56% | 4 | 0 | 0 |
| AARON BERNSTINE | 54 | 88.52% | 51 | 3 | 0 |
| Write-In Totals | 0 | 0.00% | 0 | 0 | 0 |
| Total Votes Cast | 61 | 100.00% | 58 | 3 | 0 |
| Overvotes | 0 | | 0 | 0 | 0 |
| Undervotes | 1 | | 1 | 0 | 0 |

Wampum Boro

REP MEMBER OF REPUBLICAN STATE COMMITTEE

Vote For 2

| | TOTAL | VOTE % | ELECTIO N DAY | MAIL VOTE | PROVISI ONAL |
|------------------|-------|---|------------------|--------------|-----------------|
| SHERRY J PATTON | 26 | 30.23%  | 23 | 3 | 0 |
| JEANIE STEELE | 17 | 19.77%  | 17 | 0 | 0 |
| DALE TURNER | 43 | 50.00%  | 40 | 3 | 0 |
| Write-In Totals | 0 | 0.00%  | 0 | 0 | 0 |
| Total Votes Cast | 86 | 100.00%  | 80 | 6 | 0 |
| Overvotes | 0 | | 0 | 0 | 0 |
| Undervotes | 38 | | 38 | 0 | 0 |

Hickory Twp 1

Statistics

| | TOTAL | ELECTIO N DAY | MAIL VOTE | PROVISI ONAL |
|---------------------------------|--------|------------------|--------------|-----------------|
| Registered Voters - Total | 738 | | | |
| Registered Voters - DEMOCRATIC | 189 | | | |
| Registered Voters - REPUBLICAN | 481 | | | |
| Registered Voters - NONPARTISAN | 68 | | | |
| Ballots Cast - Total | 291 | 259 | 32 | 0 |
| Ballots Cast - DEMOCRATIC | 88 | 61 | 27 | 0 |
| Ballots Cast - REPUBLICAN | 203 | 198 | 5 | 0 |
| Ballots Cast - NONPARTISAN | 0 | 0 | 0 | 0 |
| Ballots Cast - Blank | 0 | 0 | 0 | 0 |
| Voter Turnout - Total | 39.43% | | | |
| Voter Turnout - DEMOCRATIC | 46.56% | | | |
| Voter Turnout - REPUBLICAN | 42.20% | | | |
| Voter Turnout - NONPARTISAN | 0.00% | | | |

DEM UNITED STATES SENATOR

Vote For 1

| | TOTAL | VOTE % | ELECTIO N DAY | MAIL VOTE | PROVISI ONAL |
|------------------|-------|---------|------------------|--------------|-----------------|
| ALEX KHALIL | 2 | 2.38% | 2 | 0 | 0 |
| CONOR LAMB | 33 | 39.29% | 20 | 13 | 0 |
| MALCOLM KENYATTA | 2 | 2.38% | 2 | 0 | 0 |
| JOHN FETTERMAN | 45 | 53.57% | 31 | 14 | 0 |
| Write-In Totals | 2 | 2.38% | 2 | 0 | 0 |
| Total Votes Cast | 84 | 100.00% | 57 | 27 | 0 |
| Overvotes | 2 | | 2 | 0 | 0 |
| Undervotes | 2 | | 2 | 0 | 0 |

DEM GOVERNOR

Vote For 1

| | TOTAL | VOTE % | ELECTIO N DAY | MAIL VOTE | PROVISI ONAL |
|------------------|-------|---------|------------------|--------------|-----------------|
| JOSH SHAPIRO | 77 | 97.47% | 51 | 26 | 0 |
| Write-In Totals | 2 | 2.53% | 2 | 0 | 0 |
| Total Votes Cast | 79 | 100.00% | 53 | 26 | 0 |
| Overvotes | 0 | | 0 | 0 | 0 |
| Undervotes | 9 | | 8 | 1 | 0 |

DEM LIEUTENANT GOVERNOR

Vote For 1

| | TOTAL | VOTE % | ELECTIO N DAY | MAIL VOTE | PROVISI ONAL |
|------------------|-------|---------|------------------|--------------|-----------------|
| AUSTIN DAVIS | 55 | 72.37% | 34 | 21 | 0 |
| RAY SOSA | 4 | 5.26% | 2 | 2 | 0 |
| BRIAN SIMS | 15 | 19.74% | 13 | 2 | 0 |
| Write-In Totals | 2 | 2.63% | 2 | 0 | 0 |
| Total Votes Cast | 76 | 100.00% | 51 | 25 | 0 |
| Overvotes | 0 | | 0 | 0 | 0 |
| Undervotes | 12 | | 10 | 2 | 0 |

Hickory Twp 1

DEM REPRESENTATIVE IN CONGRESS 16TH DISTRICT

Vote For 1

| | TOTAL | VOTE % | ELECTIO N DAY | MAIL VOTE | PROVISI ONAL |
|------------------|-------|---------|------------------|--------------|-----------------|
| DAN PASTORE | 11 | 13.10% | 6 | 5 | 0 |
| RICK TELESZ | 72 | 85.71% | 50 | 22 | 0 |
| Write-In Totals | 1 | 1.19% | 1 | 0 | 0 |
| Total Votes Cast | 84 | 100.00% | 57 | 27 | 0 |
| Overvotes | 0 | | 0 | 0 | 0 |
| Undervotes | 4 | | 4 | 0 | 0 |

DEM SENATOR IN THE GENERAL ASSEMBLY 50TH DISTRICT

Vote For 1

| | TOTAL | VOTE % | ELECTIO N DAY | MAIL VOTE | PROVISI ONAL |
|------------------|-------|---------|------------------|--------------|-----------------|
| RIANNA CZECH | 70 | 98.59% | 46 | 24 | 0 |
| Write-In Totals | 1 | 1.41% | 1 | 0 | 0 |
| Total Votes Cast | 71 | 100.00% | 47 | 24 | 0 |
| Overvotes | 0 | | 0 | 0 | 0 |
| Undervotes | 17 | | 14 | 3 | 0 |

DEM REPRESENTATIVE IN THE GENERAL ASSEMBLY 9TH DISTRICT

Vote For 1

| | TOTAL | VOTE % | ELECTIO N DAY | MAIL VOTE | PROVISI ONAL |
|------------------|-------|---------|------------------|--------------|-----------------|
| CHRIS SAINATO | 76 | 95.00% | 50 | 26 | 0 |
| Write-In Totals | 4 | 5.00% | 4 | 0 | 0 |
| Total Votes Cast | 80 | 100.00% | 54 | 26 | 0 |
| Overvotes | 0 | | 0 | 0 | 0 |
| Undervotes | 8 | | 7 | 1 | 0 |

DEM MEMBER OF DEMOCRATIC STATE COMMITTEE

Vote For 2

| | TOTAL | VOTE % | ELECTIO N DAY | MAIL VOTE | PROVISI ONAL |
|-------------------|-------|---------|------------------|--------------|-----------------|
| MIRA LOU THOMPSON | 72 | 98.63% | 50 | 22 | 0 |
| Write-In Totals | 1 | 1.37% | 1 | 0 | 0 |
| Total Votes Cast | 73 | 100.00% | 51 | 22 | 0 |
| Overvotes | 0 | | 0 | 0 | 0 |
| Undervotes | 103 | | 71 | 32 | 0 |

DEM MEMBER OF DEMOCRATIC COUNTY COMMITTEE - MALE Hickory Twp 1

Vote For 1

| | TOTAL | VOTE % | ELECTIO N DAY | MAIL VOTE | PROVISI ONAL |
|------------------|-------|---------|------------------|--------------|-----------------|
| Write-In Totals | 1 | 100.00% | 1 | 0 | 0 |
| Total Votes Cast | 1 | 100.00% | 1 | 0 | 0 |
| Overvotes | 0 | | 0 | 0 | 0 |
| Undervotes | 87 | | 60 | 27 | 0 |

Hickory Twp 1

DEM MEMBER OF DEMOCRATIC COUNTY COMMITTEE - FEMALE Hickory Twp 1

Vote For 1

| | TOTAL | VOTE % | ELECTIO N DAY | MAIL VOTE | PROVISI ONAL |
|------------------|-------|---------|------------------|--------------|-----------------|
| Write-In Totals | 1 | 100.00% | 1 | 0 | 0 |
| Total Votes Cast | 1 | 100.00% | 1 | 0 | 0 |
| Overvotes | 0 | | 0 | 0 | 0 |
| Undervotes | 87 | | 60 | 27 | 0 |

REP UNITED STATES SENATOR

Vote For 1

| | TOTAL | VOTE % | ELECTIO N DAY | MAIL VOTE | PROVISI ONAL |
|------------------|-------|---------|------------------|--------------|-----------------|
| KATHY BARNETTE | 50 | 25.00% | 50 | 0 | 0 |
| MEHMET OZ | 64 | 32.00% | 64 | 0 | 0 |
| GEORGE BOCHETTO | 0 | 0.00% | 0 | 0 | 0 |
| JEFF BARTOS | 9 | 4.50% | 9 | 0 | 0 |
| DAVE MCCORMICK | 68 | 34.00% | 64 | 4 | 0 |
| SEAN GALE | 1 | 0.50% | 1 | 0 | 0 |
| CARLA SANDS | 7 | 3.50% | 6 | 1 | 0 |
| Write-In Totals | 1 | 0.50% | 1 | 0 | 0 |
| Total Votes Cast | 200 | 100.00% | 195 | 5 | 0 |
| Overvotes | 2 | | 2 | 0 | 0 |
| Undervotes | 1 | | 1 | 0 | 0 |

REP GOVERNOR

Vote For 1

| | TOTAL | VOTE % | ELECTIO N DAY | MAIL VOTE | PROVISI ONAL |
|---------------------|-------|---------|------------------|--------------|-----------------|
| LOU BARLETTA | 23 | 11.44% | 23 | 0 | 0 |
| DOUGLAS V MASTRIANO | 98 | 48.76% | 97 | 1 | 0 |
| NCHE ZAMA | 1 | 0.50% | 1 | 0 | 0 |
| DAVE WHITE | 18 | 8.96% | 15 | 3 | 0 |
| MELISSA HART | 16 | 7.96% | 15 | 1 | 0 |
| BILL MCSWAIN | 39 | 19.40% | 39 | 0 | 0 |
| CHARLIE GEROW | 1 | 0.50% | 1 | 0 | 0 |
| JOE GALE | 0 | 0.00% | 0 | 0 | 0 |
| JAKE CORMAN | 5 | 2.49% | 5 | 0 | 0 |
| Write-In Totals | 0 | 0.00% | 0 | 0 | 0 |
| Total Votes Cast | 201 | 100.00% | 196 | 5 | 0 |
| Overvotes | 0 | | 0 | 0 | 0 |
| Undervotes | 2 | | 2 | 0 | 0 |

Hickory Twp 1

REP LIEUTENANT GOVERNOR

Vote For 1

| | TOTAL | VOTE % | ELECTIO N DAY | MAIL VOTE | PROVISI ONAL |
|-----------------------|-------|---------|------------------|--------------|-----------------|
| CLARICE SCHILLINGER | 2 | 1.02% | 2 | 0 | 0 |
| JAMES EARL JONES | 4 | 2.04% | 4 | 0 | 0 |
| RICK SACCONI | 25 | 12.76% | 25 | 0 | 0 |
| JOHN BROWN | 1 | 0.51% | 1 | 0 | 0 |
| CHRIS FRYE | 103 | 52.55% | 102 | 1 | 0 |
| JEFF COLEMAN | 7 | 3.57% | 7 | 0 | 0 |
| RUSS DIAMOND | 9 | 4.59% | 9 | 0 | 0 |
| CARRIE LEWIS DELROSSO | 38 | 19.39% | 34 | 4 | 0 |
| TEDDY DANIELS | 7 | 3.57% | 7 | 0 | 0 |
| Write-In Totals | 0 | 0.00% | 0 | 0 | 0 |
| Total Votes Cast | 196 | 100.00% | 191 | 5 | 0 |
| Overvotes | 0 | | 0 | 0 | 0 |
| Undervotes | 7 | | 7 | 0 | 0 |

REP REPRESENTATIVE IN CONGRESS 16TH DISTRICT

Vote For 1

| | TOTAL | VOTE % | ELECTIO N DAY | MAIL VOTE | PROVISI ONAL |
|------------------|-------|---------|------------------|--------------|-----------------|
| MIKE KELLY | 183 | 97.86% | 178 | 5 | 0 |
| Write-In Totals | 4 | 2.14% | 4 | 0 | 0 |
| Total Votes Cast | 187 | 100.00% | 182 | 5 | 0 |
| Overvotes | 0 | | 0 | 0 | 0 |
| Undervotes | 16 | | 16 | 0 | 0 |

REP SENATOR IN THE GENERAL ASSEMBLY 50TH DISTRICT

Vote For 1

| | TOTAL | VOTE % | ELECTIO N DAY | MAIL VOTE | PROVISI ONAL |
|------------------|-------|---------|------------------|--------------|-----------------|
| MICHELE BROOKS | 178 | 98.34% | 173 | 5 | 0 |
| Write-In Totals | 3 | 1.66% | 3 | 0 | 0 |
| Total Votes Cast | 181 | 100.00% | 176 | 5 | 0 |
| Overvotes | 0 | | 0 | 0 | 0 |
| Undervotes | 22 | | 22 | 0 | 0 |

REP REPRESENTATIVE IN THE GENERAL ASSEMBLY 9TH DISTRICT

Vote For 1

| | TOTAL | VOTE % | ELECTIO N DAY | MAIL VOTE | PROVISI ONAL |
|-------------------|-------|---------|------------------|--------------|-----------------|
| DARRYL AUDIA | 81 | 40.30% | 77 | 4 | 0 |
| NICK KERIN | 61 | 30.35% | 61 | 0 | 0 |
| MARLA GALLO BROWN | 57 | 28.36% | 57 | 0 | 0 |
| Write-In Totals | 2 | 1.00% | 2 | 0 | 0 |
| Total Votes Cast | 201 | 100.00% | 197 | 4 | 0 |
| Overvotes | 0 | | 0 | 0 | 0 |
| Undervotes | 2 | | 1 | 1 | 0 |

Hickory Twp 1

REP MEMBER OF REPUBLICAN STATE COMMITTEE

Vote For 2

| | TOTAL | VOTE % | ELECTIO N DAY | MAIL VOTE | PROVISI ONAL |
|------------------|-------|---------|------------------|--------------|-----------------|
| SHERRY J PATTON | 39 | 12.83% | 39 | 0 | 0 |
| JEANIE STEELE | 146 | 48.03% | 141 | 5 | 0 |
| DALE TURNER | 116 | 38.16% | 111 | 5 | 0 |
| Write-In Totals | 3 | 0.99% | 3 | 0 | 0 |
| Total Votes Cast | 304 | 100.00% | 294 | 10 | 0 |
| Overvotes | 0 | | 0 | 0 | 0 |
| Undervotes | 102 | | 102 | 0 | 0 |

Hickory Twp 2

Statistics

| | TOTAL | ELECTIO N DAY | MAIL VOTE | PROVISI ONAL |
|---------------------------------|--------|------------------|--------------|-----------------|
| Registered Voters - Total | 947 | | | |
| Registered Voters - DEMOCRATIC | 326 | | | |
| Registered Voters - REPUBLICAN | 531 | | | |
| Registered Voters - NONPARTISAN | 90 | | | |
| Ballots Cast - Total | 384 | 330 | 54 | 0 |
| Ballots Cast - DEMOCRATIC | 115 | 82 | 33 | 0 |
| Ballots Cast - REPUBLICAN | 269 | 248 | 21 | 0 |
| Ballots Cast - NONPARTISAN | 0 | 0 | 0 | 0 |
| Ballots Cast - Blank | 0 | 0 | 0 | 0 |
| Voter Turnout - Total | 40.55% | | | |
| Voter Turnout - DEMOCRATIC | 35.28% | | | |
| Voter Turnout - REPUBLICAN | 50.66% | | | |
| Voter Turnout - NONPARTISAN | 0.00% | | | |

DEM UNITED STATES SENATOR

Vote For 1

| | TOTAL | VOTE % | ELECTIO N DAY | MAIL VOTE | PROVISI ONAL |
|------------------|-------|---------|------------------|--------------|-----------------|
| ALEX KHALIL | 0 | 0.00% | 0 | 0 | 0 |
| CONOR LAMB | 47 | 41.59% | 30 | 17 | 0 |
| MALCOLM KENYATTA | 1 | 0.88% | 1 | 0 | 0 |
| JOHN FETTERMAN | 64 | 56.64% | 48 | 16 | 0 |
| Write-In Totals | 1 | 0.88% | 1 | 0 | 0 |
| Total Votes Cast | 113 | 100.00% | 80 | 33 | 0 |
| Overvotes | 0 | | 0 | 0 | 0 |
| Undervotes | 2 | | 2 | 0 | 0 |

DEM GOVERNOR

Vote For 1

| | TOTAL | VOTE % | ELECTIO N DAY | MAIL VOTE | PROVISI ONAL |
|------------------|-------|---------|------------------|--------------|-----------------|
| JOSH SHAPIRO | 105 | 97.22% | 72 | 33 | 0 |
| Write-In Totals | 3 | 2.78% | 3 | 0 | 0 |
| Total Votes Cast | 108 | 100.00% | 75 | 33 | 0 |
| Overvotes | 0 | | 0 | 0 | 0 |
| Undervotes | 7 | | 7 | 0 | 0 |

DEM LIEUTENANT GOVERNOR

Vote For 1

| | TOTAL | VOTE % | ELECTIO N DAY | MAIL VOTE | PROVISI ONAL |
|------------------|-------|---------|------------------|--------------|-----------------|
| AUSTIN DAVIS | 81 | 77.88% | 55 | 26 | 0 |
| RAY SOSA | 6 | 5.77% | 3 | 3 | 0 |
| BRIAN SIMS | 12 | 11.54% | 11 | 1 | 0 |
| Write-In Totals | 5 | 4.81% | 5 | 0 | 0 |
| Total Votes Cast | 104 | 100.00% | 74 | 30 | 0 |
| Overvotes | 0 | | 0 | 0 | 0 |
| Undervotes | 11 | | 8 | 3 | 0 |

Hickory Twp 2

DEM REPRESENTATIVE IN CONGRESS 16TH DISTRICT

Vote For 1

| | TOTAL | VOTE % | ELECTIO N DAY | MAIL VOTE | PROVISI ONAL |
|------------------|-------|---------|------------------|--------------|-----------------|
| DAN PASTORE | 15 | 13.64% | 11 | 4 | 0 |
| RICK TELESZ | 94 | 85.45% | 65 | 29 | 0 |
| Write-In Totals | 1 | 0.91% | 1 | 0 | 0 |
| Total Votes Cast | 110 | 100.00% | 77 | 33 | 0 |
| Overvotes | 0 | | 0 | 0 | 0 |
| Undervotes | 5 | | 5 | 0 | 0 |

DEM SENATOR IN THE GENERAL ASSEMBLY 50TH DISTRICT

Vote For 1

| | TOTAL | VOTE % | ELECTIO N DAY | MAIL VOTE | PROVISI ONAL |
|------------------|-------|---------|------------------|--------------|-----------------|
| RIANNA CZECH | 88 | 98.88% | 60 | 28 | 0 |
| Write-In Totals | 1 | 1.12% | 1 | 0 | 0 |
| Total Votes Cast | 89 | 100.00% | 61 | 28 | 0 |
| Overvotes | 0 | | 0 | 0 | 0 |
| Undervotes | 26 | | 21 | 5 | 0 |

DEM REPRESENTATIVE IN THE GENERAL ASSEMBLY 9TH DISTRICT

Vote For 1

| | TOTAL | VOTE % | ELECTIO N DAY | MAIL VOTE | PROVISI ONAL |
|------------------|-------|---------|------------------|--------------|-----------------|
| CHRIS SAINATO | 100 | 93.46% | 67 | 33 | 0 |
| Write-In Totals | 7 | 6.54% | 7 | 0 | 0 |
| Total Votes Cast | 107 | 100.00% | 74 | 33 | 0 |
| Overvotes | 0 | | 0 | 0 | 0 |
| Undervotes | 8 | | 8 | 0 | 0 |

DEM MEMBER OF DEMOCRATIC STATE COMMITTEE

Vote For 2

| | TOTAL | VOTE % | ELECTIO N DAY | MAIL VOTE | PROVISI ONAL |
|-------------------|-------|---------|------------------|--------------|-----------------|
| MIRA LOU THOMPSON | 98 | 98.00% | 69 | 29 | 0 |
| Write-In Totals | 2 | 2.00% | 2 | 0 | 0 |
| Total Votes Cast | 100 | 100.00% | 71 | 29 | 0 |
| Overvotes | 0 | | 0 | 0 | 0 |
| Undervotes | 130 | | 93 | 37 | 0 |

DEM MEMBER OF DEMOCRATIC COUNTY COMMITTEE - MALE Hickory Twp 2

Vote For 1

| | TOTAL | VOTE % | ELECTIO N DAY | MAIL VOTE | PROVISI ONAL |
|------------------|-------|---------|------------------|--------------|-----------------|
| Write-In Totals | 6 | 100.00% | 6 | 0 | 0 |
| Total Votes Cast | 6 | 100.00% | 6 | 0 | 0 |
| Overvotes | 0 | | 0 | 0 | 0 |
| Undervotes | 109 | | 76 | 33 | 0 |

Hickory Twp 2

DEM MEMBER OF DEMOCRATIC COUNTY COMMITTEE - FEMALE Hickory Twp 2

Vote For 1

| | TOTAL | VOTE % | ELECTIO N DAY | MAIL VOTE | PROVISI ONAL |
|------------------|-------|---------|------------------|--------------|-----------------|
| Write-In Totals | 5 | 100.00% | 4 | 1 | 0 |
| Total Votes Cast | 5 | 100.00% | 4 | 1 | 0 |
| Overvotes | 0 | | 0 | 0 | 0 |
| Undervotes | 110 | | 78 | 32 | 0 |

REP UNITED STATES SENATOR

Vote For 1

| | TOTAL | VOTE % | ELECTIO N DAY | MAIL VOTE | PROVISI ONAL |
|------------------|-------|---------|------------------|--------------|-----------------|
| KATHY BARNETTE | 61 | 23.02% | 58 | 3 | 0 |
| MEHMET OZ | 83 | 31.32% | 82 | 1 | 0 |
| GEORGE BOCHETTO | 2 | 0.75% | 2 | 0 | 0 |
| JEFF BARTOS | 9 | 3.40% | 8 | 1 | 0 |
| DAVE MCCORMICK | 90 | 33.96% | 77 | 13 | 0 |
| SEAN GALE | 4 | 1.51% | 3 | 1 | 0 |
| CARLA SANDS | 14 | 5.28% | 14 | 0 | 0 |
| Write-In Totals | 2 | 0.75% | 1 | 1 | 0 |
| Total Votes Cast | 265 | 100.00% | 245 | 20 | 0 |
| Overvotes | 0 | | 0 | 0 | 0 |
| Undervotes | 2 | | 1 | 1 | 0 |

REP GOVERNOR

Vote For 1

| | TOTAL | VOTE % | ELECTIO N DAY | MAIL VOTE | PROVISI ONAL |
|---------------------|-------|---------|------------------|--------------|-----------------|
| LOU BARLETTA | 23 | 8.78% | 19 | 4 | 0 |
| DOUGLAS V MASTRIANO | 135 | 51.53% | 133 | 2 | 0 |
| NCHE ZAMA | 3 | 1.14% | 3 | 0 | 0 |
| DAVE WHITE | 24 | 9.16% | 21 | 3 | 0 |
| MELISSA HART | 28 | 10.69% | 24 | 4 | 0 |
| BILL MCSWAIN | 37 | 14.12% | 32 | 5 | 0 |
| CHARLIE GEROW | 2 | 0.76% | 1 | 1 | 0 |
| JOE GALE | 2 | 0.76% | 1 | 1 | 0 |
| JAKE CORMAN | 6 | 2.29% | 6 | 0 | 0 |
| Write-In Totals | 2 | 0.76% | 2 | 0 | 0 |
| Total Votes Cast | 262 | 100.00% | 242 | 20 | 0 |
| Overvotes | 1 | | 1 | 0 | 0 |
| Undervotes | 6 | | 5 | 1 | 0 |

Hickory Twp 2

REP LIEUTENANT GOVERNOR

Vote For 1

| | TOTAL | VOTE % | ELECTIO N DAY | MAIL VOTE | PROVISI ONAL |
|-----------------------|-------|---------|------------------|--------------|-----------------|
| CLARICE SCHILLINGER | 6 | 2.31% | 6 | 0 | 0 |
| JAMES EARL JONES | 5 | 1.92% | 5 | 0 | 0 |
| RICK SACCONI | 31 | 11.92% | 26 | 5 | 0 |
| JOHN BROWN | 5 | 1.92% | 5 | 0 | 0 |
| CHRIS FRYE | 139 | 53.46% | 130 | 9 | 0 |
| JEFF COLEMAN | 7 | 2.69% | 6 | 1 | 0 |
| RUSS DIAMOND | 5 | 1.92% | 4 | 1 | 0 |
| CARRIE LEWIS DELROSSO | 42 | 16.15% | 40 | 2 | 0 |
| TEDDY DANIELS | 19 | 7.31% | 17 | 2 | 0 |
| Write-In Totals | 1 | 0.38% | 1 | 0 | 0 |
| Total Votes Cast | 260 | 100.00% | 240 | 20 | 0 |
| Overvotes | 0 | | 0 | 0 | 0 |
| Undervotes | 9 | | 8 | 1 | 0 |

REP REPRESENTATIVE IN CONGRESS 16TH DISTRICT

Vote For 1

| | TOTAL | VOTE % | ELECTIO N DAY | MAIL VOTE | PROVISI ONAL |
|------------------|-------|---------|------------------|--------------|-----------------|
| MIKE KELLY | 247 | 98.80% | 229 | 18 | 0 |
| Write-In Totals | 3 | 1.20% | 1 | 2 | 0 |
| Total Votes Cast | 250 | 100.00% | 230 | 20 | 0 |
| Overvotes | 0 | | 0 | 0 | 0 |
| Undervotes | 19 | | 18 | 1 | 0 |

REP SENATOR IN THE GENERAL ASSEMBLY 50TH DISTRICT

Vote For 1

| | TOTAL | VOTE % | ELECTIO N DAY | MAIL VOTE | PROVISI ONAL |
|------------------|-------|---------|------------------|--------------|-----------------|
| MICHELE BROOKS | 240 | 99.59% | 220 | 20 | 0 |
| Write-In Totals | 1 | 0.41% | 1 | 0 | 0 |
| Total Votes Cast | 241 | 100.00% | 221 | 20 | 0 |
| Overvotes | 0 | | 0 | 0 | 0 |
| Undervotes | 28 | | 27 | 1 | 0 |

REP REPRESENTATIVE IN THE GENERAL ASSEMBLY 9TH DISTRICT

Vote For 1

| | TOTAL | VOTE % | ELECTIO N DAY | MAIL VOTE | PROVISI ONAL |
|-------------------|-------|---------|------------------|--------------|-----------------|
| DARRYL AUDIA | 151 | 57.41% | 139 | 12 | 0 |
| NICK KERIN | 61 | 23.19% | 55 | 6 | 0 |
| MARLA GALLO BROWN | 50 | 19.01% | 47 | 3 | 0 |
| Write-In Totals | 1 | 0.38% | 1 | 0 | 0 |
| Total Votes Cast | 263 | 100.00% | 242 | 21 | 0 |
| Overvotes | 0 | | 0 | 0 | 0 |
| Undervotes | 6 | | 6 | 0 | 0 |

Hickory Twp 2

REP MEMBER OF REPUBLICAN STATE COMMITTEE

Vote For 2

| | TOTAL | VOTE % | ELECTIO N DAY | MAIL VOTE | PROVISI ONAL |
|------------------|-------|---------|------------------|--------------|-----------------|
| SHERRY J PATTON | 39 | 9.26% | 35 | 4 | 0 |
| JEANIE STEELE | 200 | 47.51% | 186 | 14 | 0 |
| DALE TURNER | 173 | 41.09% | 159 | 14 | 0 |
| Write-In Totals | 9 | 2.14% | 5 | 4 | 0 |
| Total Votes Cast | 421 | 100.00% | 385 | 36 | 0 |
| Overvotes | 0 | | 0 | 0 | 0 |
| Undervotes | 117 | | 111 | 6 | 0 |

Little Beaver Twp

Statistics

| | TOTAL | ELECTIO N DAY | MAIL VOTE | PROVISI ONAL |
|---------------------------------|--------|------------------|--------------|-----------------|
| Registered Voters - Total | 769 | | | |
| Registered Voters - DEMOCRATIC | 190 | | | |
| Registered Voters - REPUBLICAN | 491 | | | |
| Registered Voters - NONPARTISAN | 88 | | | |
| Ballots Cast - Total | 282 | 254 | 28 | 0 |
| Ballots Cast - DEMOCRATIC | 51 | 33 | 18 | 0 |
| Ballots Cast - REPUBLICAN | 231 | 221 | 10 | 0 |
| Ballots Cast - NONPARTISAN | 0 | 0 | 0 | 0 |
| Ballots Cast - Blank | 0 | 0 | 0 | 0 |
| Voter Turnout - Total | 36.67% | | | |
| Voter Turnout - DEMOCRATIC | 26.84% | | | |
| Voter Turnout - REPUBLICAN | 47.05% | | | |
| Voter Turnout - NONPARTISAN | 0.00% | | | |

DEM UNITED STATES SENATOR

Vote For 1

| | TOTAL | VOTE % | ELECTIO N DAY | MAIL VOTE | PROVISI ONAL |
|------------------|-------|---------|------------------|--------------|-----------------|
| ALEX KHALIL | 2 | 4.00% | 2 | 0 | 0 |
| CONOR LAMB | 17 | 34.00% | 11 | 6 | 0 |
| MALCOLM KENYATTA | 0 | 0.00% | 0 | 0 | 0 |
| JOHN FETTERMAN | 31 | 62.00% | 19 | 12 | 0 |
| Write-In Totals | 0 | 0.00% | 0 | 0 | 0 |
| Total Votes Cast | 50 | 100.00% | 32 | 18 | 0 |
| Overvotes | 0 | | 0 | 0 | 0 |
| Undervotes | 1 | | 1 | 0 | 0 |

DEM GOVERNOR

Vote For 1

| | TOTAL | VOTE % | ELECTIO N DAY | MAIL VOTE | PROVISI ONAL |
|------------------|-------|---------|------------------|--------------|-----------------|
| JOSH SHAPIRO | 42 | 89.36% | 27 | 15 | 0 |
| Write-In Totals | 5 | 10.64% | 3 | 2 | 0 |
| Total Votes Cast | 47 | 100.00% | 30 | 17 | 0 |
| Overvotes | 0 | | 0 | 0 | 0 |
| Undervotes | 4 | | 3 | 1 | 0 |

DEM LIEUTENANT GOVERNOR

Vote For 1

| | TOTAL | VOTE % | ELECTIO N DAY | MAIL VOTE | PROVISI ONAL |
|------------------|-------|---------|------------------|--------------|-----------------|
| AUSTIN DAVIS | 38 | 77.55% | 25 | 13 | 0 |
| RAY SOSA | 5 | 10.20% | 1 | 4 | 0 |
| BRIAN SIMS | 5 | 10.20% | 4 | 1 | 0 |
| Write-In Totals | 1 | 2.04% | 1 | 0 | 0 |
| Total Votes Cast | 49 | 100.00% | 31 | 18 | 0 |
| Overvotes | 0 | | 0 | 0 | 0 |
| Undervotes | 2 | | 2 | 0 | 0 |

Little Beaver Twp

DEM REPRESENTATIVE IN CONGRESS 16TH DISTRICT

Vote For 1

| | TOTAL | VOTE % | ELECTIO N DAY | MAIL VOTE | PROVISI ONAL |
|------------------|-------|---------|------------------|--------------|-----------------|
| DAN PASTORE | 10 | 20.41% | 5 | 5 | 0 |
| RICK TELESZ | 39 | 79.59% | 26 | 13 | 0 |
| Write-In Totals | 0 | 0.00% | 0 | 0 | 0 |
| Total Votes Cast | 49 | 100.00% | 31 | 18 | 0 |
| Overvotes | 0 | | 0 | 0 | 0 |
| Undervotes | 2 | | 2 | 0 | 0 |

DEM REPRESENTATIVE IN THE GENERAL ASSEMBLY 8TH DISTRICT

Vote For 1

| | TOTAL | VOTE % | ELECTIO N DAY | MAIL VOTE | PROVISI ONAL |
|------------------|-------|---------|------------------|--------------|-----------------|
| Write-In Totals | 1 | 100.00% | 1 | 0 | 0 |
| Total Votes Cast | 1 | 100.00% | 1 | 0 | 0 |
| Overvotes | 0 | | 0 | 0 | 0 |
| Undervotes | 50 | | 32 | 18 | 0 |

DEM MEMBER OF DEMOCRATIC STATE COMMITTEE

Vote For 2

| | TOTAL | VOTE % | ELECTIO N DAY | MAIL VOTE | PROVISI ONAL |
|-------------------|-------|---------|------------------|--------------|-----------------|
| MIRA LOU THOMPSON | 46 | 95.83% | 29 | 17 | 0 |
| Write-In Totals | 2 | 4.17% | 2 | 0 | 0 |
| Total Votes Cast | 48 | 100.00% | 31 | 17 | 0 |
| Overvotes | 0 | | 0 | 0 | 0 |
| Undervotes | 54 | | 35 | 19 | 0 |

DEM MEMBER OF DEMOCRATIC COUNTY COMMITTEE - MALE Little Beaver Twp

Vote For 1

| | TOTAL | VOTE % | ELECTIO N DAY | MAIL VOTE | PROVISI ONAL |
|------------------|-------|---------|------------------|--------------|-----------------|
| Write-In Totals | 2 | 100.00% | 2 | 0 | 0 |
| Total Votes Cast | 2 | 100.00% | 2 | 0 | 0 |
| Overvotes | 0 | | 0 | 0 | 0 |
| Undervotes | 49 | | 31 | 18 | 0 |

DEM MEMBER OF DEMOCRATIC COUNTY COMMITTEE - FEMALE Little Beaver Twp

Vote For 1

| | TOTAL | VOTE % | ELECTIO N DAY | MAIL VOTE | PROVISI ONAL |
|------------------|-------|---------|------------------|--------------|-----------------|
| Write-In Totals | 2 | 100.00% | 2 | 0 | 0 |
| Total Votes Cast | 2 | 100.00% | 2 | 0 | 0 |
| Overvotes | 0 | | 0 | 0 | 0 |
| Undervotes | 49 | | 31 | 18 | 0 |

Little Beaver Twp

REP UNITED STATES SENATOR

Vote For 1

| | TOTAL | VOTE % | ELECTIO N DAY | MAIL VOTE | PROVISI ONAL |
|------------------|-------|---------|------------------|--------------|-----------------|
| KATHY BARNETTE | 56 | 24.67% | 52 | 4 | 0 |
| MEHMET OZ | 81 | 35.68% | 81 | 0 | 0 |
| GEORGE BOCHETTO | 3 | 1.32% | 3 | 0 | 0 |
| JEFF BARTOS | 4 | 1.76% | 3 | 1 | 0 |
| DAVE MCCORMICK | 75 | 33.04% | 71 | 4 | 0 |
| SEAN GALE | 0 | 0.00% | 0 | 0 | 0 |
| CARLA SANDS | 8 | 3.52% | 8 | 0 | 0 |
| Write-In Totals | 0 | 0.00% | 0 | 0 | 0 |
| Total Votes Cast | 227 | 100.00% | 218 | 9 | 0 |
| Overvotes | 0 | | 0 | 0 | 0 |
| Undervotes | 3 | | 2 | 1 | 0 |

REP GOVERNOR

Vote For 1

| | TOTAL | VOTE % | ELECTIO N DAY | MAIL VOTE | PROVISI ONAL |
|---------------------|-------|---------|------------------|--------------|-----------------|
| LOU BARLETTA | 22 | 9.65% | 21 | 1 | 0 |
| DOUGLAS V MASTRIANO | 109 | 47.81% | 108 | 1 | 0 |
| NCHE ZAMA | 3 | 1.32% | 3 | 0 | 0 |
| DAVE WHITE | 17 | 7.46% | 16 | 1 | 0 |
| MELISSA HART | 14 | 6.14% | 13 | 1 | 0 |
| BILL MCSWAIN | 45 | 19.74% | 39 | 6 | 0 |
| CHARLIE GEROW | 6 | 2.63% | 6 | 0 | 0 |
| JOE GALE | 1 | 0.44% | 1 | 0 | 0 |
| JAKE CORMAN | 11 | 4.82% | 11 | 0 | 0 |
| Write-In Totals | 0 | 0.00% | 0 | 0 | 0 |
| Total Votes Cast | 228 | 100.00% | 218 | 10 | 0 |
| Overvotes | 0 | | 0 | 0 | 0 |
| Undervotes | 3 | | 3 | 0 | 0 |

Little Beaver Twp

REP LIEUTENANT GOVERNOR

Vote For 1

| | TOTAL | VOTE % | ELECTIO N DAY | MAIL VOTE | PROVISI ONAL |
|-----------------------|-------|---------|------------------|--------------|-----------------|
| CLARICE SCHILLINGER | 2 | 0.90% | 1 | 1 | 0 |
| JAMES EARL JONES | 16 | 7.17% | 14 | 2 | 0 |
| RICK SACCONI | 16 | 7.17% | 15 | 1 | 0 |
| JOHN BROWN | 7 | 3.14% | 7 | 0 | 0 |
| CHRIS FRYE | 107 | 47.98% | 103 | 4 | 0 |
| JEFF COLEMAN | 3 | 1.35% | 3 | 0 | 0 |
| RUSS DIAMOND | 9 | 4.04% | 9 | 0 | 0 |
| CARRIE LEWIS DELROSSO | 52 | 23.32% | 51 | 1 | 0 |
| TEDDY DANIELS | 10 | 4.48% | 10 | 0 | 0 |
| Write-In Totals | 1 | 0.45% | 1 | 0 | 0 |
| Total Votes Cast | 223 | 100.00% | 214 | 9 | 0 |
| Overvotes | 0 | | 0 | 0 | 0 |
| Undervotes | 8 | | 7 | 1 | 0 |

REP REPRESENTATIVE IN CONGRESS 16TH DISTRICT

Vote For 1

| | TOTAL | VOTE % | ELECTIO N DAY | MAIL VOTE | PROVISI ONAL |
|------------------|-------|---------|------------------|--------------|-----------------|
| MIKE KELLY | 207 | 98.57% | 200 | 7 | 0 |
| Write-In Totals | 3 | 1.43% | 3 | 0 | 0 |
| Total Votes Cast | 210 | 100.00% | 203 | 7 | 0 |
| Overvotes | 0 | | 0 | 0 | 0 |
| Undervotes | 21 | | 18 | 3 | 0 |

REP REPRESENTATIVE IN THE GENERAL ASSEMBLY 8TH DISTRICT






Vote For 1

| | TOTAL | VOTE % | ELECTIO N DAY | MAIL VOTE | PROVISI ONAL |
|------------------|-------|---------|------------------|--------------|-----------------|
| JOHN L KENNEDY | 16 | 7.05% | 14 | 2 | 0 |
| ERIC O DITULLIO | 1 | 0.44% | 1 | 0 | 0 |
| AARON BERNSTINE | 210 | 92.51% | 203 | 7 | 0 |
| Write-In Totals | 0 | 0.00% | 0 | 0 | 0 |
| Total Votes Cast | 227 | 100.00% | 218 | 9 | 0 |
| Overvotes | 0 | | 0 | 0 | 0 |
| Undervotes | 4 | | 3 | 1 | 0 |

Little Beaver Twp

REP MEMBER OF REPUBLICAN STATE COMMITTEE

Vote For 2

| | TOTAL | VOTE % | | ELECTIO N DAY | MAIL VOTE | PROVISI ONAL |
|------------------|-------|---------|---|------------------|--------------|-----------------|
| SHERRY J PATTON | 140 | 40.70% |  | 134 | 6 | 0 |
| JEANIE STEELE | 43 | 12.50% |  | 40 | 3 | 0 |
| DALE TURNER | 159 | 46.22% |  | 151 | 8 | 0 |
| Write-In Totals | 2 | 0.58% |  | 2 | 0 | 0 |
| Total Votes Cast | 344 | 100.00% |  | 327 | 17 | 0 |
| Overvotes | 0 | | | 0 | 0 | 0 |
| Undervotes | 118 | | | 115 | 3 | 0 |

Mahoning Twp 1

Statistics

| | TOTAL | ELECTIO N DAY | MAIL VOTE | PROVISI ONAL |
|---------------------------------|--------|------------------|--------------|-----------------|
| Registered Voters - Total | 890 | | | |
| Registered Voters - DEMOCRATIC | 324 | | | |
| Registered Voters - REPUBLICAN | 458 | | | |
| Registered Voters - NONPARTISAN | 108 | | | |
| Ballots Cast - Total | 307 | 259 | 48 | 0 |
| Ballots Cast - DEMOCRATIC | 111 | 77 | 34 | 0 |
| Ballots Cast - REPUBLICAN | 196 | 182 | 14 | 0 |
| Ballots Cast - NONPARTISAN | 0 | 0 | 0 | 0 |
| Ballots Cast - Blank | 0 | 0 | 0 | 0 |
| Voter Turnout - Total | 34.49% | | | |
| Voter Turnout - DEMOCRATIC | 34.26% | | | |
| Voter Turnout - REPUBLICAN | 42.79% | | | |
| Voter Turnout - NONPARTISAN | 0.00% | | | |

DEM UNITED STATES SENATOR

Vote For 1

| | TOTAL | VOTE % | ELECTIO N DAY | MAIL VOTE | PROVISI ONAL |
|------------------|-------|---------|------------------|--------------|-----------------|
| ALEX KHALIL | 3 | 2.78% | 3 | 0 | 0 |
| CONOR LAMB | 43 | 39.81% | 29 | 14 | 0 |
| MALCOLM KENYATTA | 3 | 2.78% | 1 | 2 | 0 |
| JOHN FETTERMAN | 58 | 53.70% | 40 | 18 | 0 |
| Write-In Totals | 1 | 0.93% | 1 | 0 | 0 |
| Total Votes Cast | 108 | 100.00% | 74 | 34 | 0 |
| Overvotes | 0 | | 0 | 0 | 0 |
| Undervotes | 3 | | 3 | 0 | 0 |

DEM GOVERNOR

Vote For 1

| | TOTAL | VOTE % | ELECTIO N DAY | MAIL VOTE | PROVISI ONAL |
|------------------|-------|---------|------------------|--------------|-----------------|
| JOSH SHAPIRO | 98 | 97.03% | 64 | 34 | 0 |
| Write-In Totals | 3 | 2.97% | 3 | 0 | 0 |
| Total Votes Cast | 101 | 100.00% | 67 | 34 | 0 |
| Overvotes | 0 | | 0 | 0 | 0 |
| Undervotes | 10 | | 10 | 0 | 0 |

DEM LIEUTENANT GOVERNOR

Vote For 1

| | TOTAL | VOTE % | ELECTIO N DAY | MAIL VOTE | PROVISI ONAL |
|------------------|-------|---------|------------------|--------------|-----------------|
| AUSTIN DAVIS | 77 | 74.76% | 47 | 30 | 0 |
| RAY SOSA | 14 | 13.59% | 12 | 2 | 0 |
| BRIAN SIMS | 11 | 10.68% | 10 | 1 | 0 |
| Write-In Totals | 1 | 0.97% | 1 | 0 | 0 |
| Total Votes Cast | 103 | 100.00% | 70 | 33 | 0 |
| Overvotes | 0 | | 0 | 0 | 0 |
| Undervotes | 8 | | 7 | 1 | 0 |

Mahoning Twp 1

DEM REPRESENTATIVE IN CONGRESS 16TH DISTRICT

Vote For 1

| | TOTAL | VOTE % | ELECTIO N DAY | MAIL VOTE | PROVISI ONAL |
|------------------|-------|---------|------------------|--------------|-----------------|
| DAN PASTORE | 9 | 8.26% | 8 | 1 | 0 |
| RICK TELESZ | 100 | 91.74% | 67 | 33 | 0 |
| Write-In Totals | 0 | 0.00% | 0 | 0 | 0 |
| Total Votes Cast | 109 | 100.00% | 75 | 34 | 0 |
| Overvotes | 0 | | 0 | 0 | 0 |
| Undervotes | 2 | | 2 | 0 | 0 |

DEM SENATOR IN THE GENERAL ASSEMBLY 50TH DISTRICT

Vote For 1

| | TOTAL | VOTE % | ELECTIO N DAY | MAIL VOTE | PROVISI ONAL |
|------------------|-------|---------|------------------|--------------|-----------------|
| RIANNA CZECH | 86 | 97.73% | 53 | 33 | 0 |
| Write-In Totals | 2 | 2.27% | 2 | 0 | 0 |
| Total Votes Cast | 88 | 100.00% | 55 | 33 | 0 |
| Overvotes | 0 | | 0 | 0 | 0 |
| Undervotes | 23 | | 22 | 1 | 0 |

DEM REPRESENTATIVE IN THE GENERAL ASSEMBLY 9TH DISTRICT

Vote For 1

| | TOTAL | VOTE % | ELECTIO N DAY | MAIL VOTE | PROVISI ONAL |
|------------------|-------|---------|------------------|--------------|-----------------|
| CHRIS SAINATO | 96 | 96.97% | 62 | 34 | 0 |
| Write-In Totals | 3 | 3.03% | 3 | 0 | 0 |
| Total Votes Cast | 99 | 100.00% | 65 | 34 | 0 |
| Overvotes | 0 | | 0 | 0 | 0 |
| Undervotes | 12 | | 12 | 0 | 0 |

DEM MEMBER OF DEMOCRATIC STATE COMMITTEE

Vote For 2

| | TOTAL | VOTE % | ELECTIO N DAY | MAIL VOTE | PROVISI ONAL |
|-------------------|-------|---------|------------------|--------------|-----------------|
| MIRA LOU THOMPSON | 97 | 98.98% | 63 | 34 | 0 |
| Write-In Totals | 1 | 1.02% | 1 | 0 | 0 |
| Total Votes Cast | 98 | 100.00% | 64 | 34 | 0 |
| Overvotes | 0 | | 0 | 0 | 0 |
| Undervotes | 124 | | 90 | 34 | 0 |

DEM MEMBER OF DEMOCRATIC COUNTY COMMITTEE - MALE Mahoning Twp 1

Vote For 1

| | TOTAL | VOTE % | ELECTIO N DAY | MAIL VOTE | PROVISI ONAL |
|------------------|-------|---------|------------------|--------------|-----------------|
| Write-In Totals | 2 | 100.00% | 2 | 0 | 0 |
| Total Votes Cast | 2 | 100.00% | 2 | 0 | 0 |
| Overvotes | 0 | | 0 | 0 | 0 |
| Undervotes | 109 | | 75 | 34 | 0 |

Mahoning Twp 1

DEM MEMBER OF DEMOCRATIC COUNTY COMMITTEE - FEMALE Mahoning Twp 1

Vote For 1

| | TOTAL | VOTE % | ELECTIO N DAY | MAIL VOTE | PROVISI ONAL |
|------------------|-------|---------|------------------|--------------|-----------------|
| Write-In Totals | 4 | 100.00% | 4 | 0 | 0 |
| Total Votes Cast | 4 | 100.00% | 4 | 0 | 0 |
| Overvotes | 0 | | 0 | 0 | 0 |
| Undervotes | 107 | | 73 | 34 | 0 |

REP UNITED STATES SENATOR

Vote For 1

| | TOTAL | VOTE % | ELECTIO N DAY | MAIL VOTE | PROVISI ONAL |
|------------------|-------|---------|------------------|--------------|-----------------|
| KATHY BARNETTE | 59 | 30.73% | 56 | 3 | 0 |
| MEHMET OZ | 58 | 30.21% | 54 | 4 | 0 |
| GEORGE BOCHETTO | 1 | 0.52% | 1 | 0 | 0 |
| JEFF BARTOS | 6 | 3.12% | 6 | 0 | 0 |
| DAVE MCCORMICK | 59 | 30.73% | 53 | 6 | 0 |
| SEAN GALE | 3 | 1.56% | 3 | 0 | 0 |
| CARLA SANDS | 6 | 3.12% | 6 | 0 | 0 |
| Write-In Totals | 0 | 0.00% | 0 | 0 | 0 |
| Total Votes Cast | 192 | 100.00% | 179 | 13 | 0 |
| Overvotes | 1 | | 0 | 1 | 0 |
| Undervotes | 3 | | 3 | 0 | 0 |

REP GOVERNOR

Vote For 1

| | TOTAL | VOTE % | ELECTIO N DAY | MAIL VOTE | PROVISI ONAL |
|---------------------|-------|---------|------------------|--------------|-----------------|
| LOU BARLETTA | 13 | 6.74% | 10 | 3 | 0 |
| DOUGLAS V MASTRIANO | 103 | 53.37% | 102 | 1 | 0 |
| NCHE ZAMA | 0 | 0.00% | 0 | 0 | 0 |
| DAVE WHITE | 7 | 3.63% | 7 | 0 | 0 |
| MELISSA HART | 25 | 12.95% | 23 | 2 | 0 |
| BILL MCSWAIN | 34 | 17.62% | 30 | 4 | 0 |
| CHARLIE GEROW | 2 | 1.04% | 2 | 0 | 0 |
| JOE GALE | 3 | 1.55% | 1 | 2 | 0 |
| JAKE CORMAN | 5 | 2.59% | 3 | 2 | 0 |
| Write-In Totals | 1 | 0.52% | 1 | 0 | 0 |
| Total Votes Cast | 193 | 100.00% | 179 | 14 | 0 |
| Overvotes | 0 | | 0 | 0 | 0 |
| Undervotes | 3 | | 3 | 0 | 0 |

Mahoning Twp 1

REP LIEUTENANT GOVERNOR

Vote For 1

| | TOTAL | VOTE % | ELECTIO N DAY | MAIL VOTE | PROVISI ONAL |
|-----------------------|-------|---------|------------------|--------------|-----------------|
| CLARICE SCHILLINGER | 8 | 4.23% | 8 | 0 | 0 |
| JAMES EARL JONES | 11 | 5.82% | 11 | 0 | 0 |
| RICK SACCONI | 25 | 13.23% | 24 | 1 | 0 |
| JOHN BROWN | 4 | 2.12% | 4 | 0 | 0 |
| CHRIS FRYE | 90 | 47.62% | 82 | 8 | 0 |
| JEFF COLEMAN | 5 | 2.65% | 4 | 1 | 0 |
| RUSS DIAMOND | 3 | 1.59% | 3 | 0 | 0 |
| CARRIE LEWIS DELROSSO | 26 | 13.76% | 24 | 2 | 0 |
| TEDDY DANIELS | 16 | 8.47% | 14 | 2 | 0 |
| Write-In Totals | 1 | 0.53% | 1 | 0 | 0 |
| Total Votes Cast | 189 | 100.00% | 175 | 14 | 0 |
| Overvotes | 0 | | 0 | 0 | 0 |
| Undervotes | 7 | | 7 | 0 | 0 |

REP REPRESENTATIVE IN CONGRESS 16TH DISTRICT

Vote For 1

| | TOTAL | VOTE % | ELECTIO N DAY | MAIL VOTE | PROVISI ONAL |
|------------------|-------|---------|------------------|--------------|-----------------|
| MIKE KELLY | 174 | 98.86% | 162 | 12 | 0 |
| Write-In Totals | 2 | 1.14% | 2 | 0 | 0 |
| Total Votes Cast | 176 | 100.00% | 164 | 12 | 0 |
| Overvotes | 0 | | 0 | 0 | 0 |
| Undervotes | 20 | | 18 | 2 | 0 |

REP SENATOR IN THE GENERAL ASSEMBLY 50TH DISTRICT

Vote For 1

| | TOTAL | VOTE % | ELECTIO N DAY | MAIL VOTE | PROVISI ONAL |
|------------------|-------|---------|------------------|--------------|-----------------|
| MICHELE BROOKS | 155 | 98.73% | 143 | 12 | 0 |
| Write-In Totals | 2 | 1.27% | 2 | 0 | 0 |
| Total Votes Cast | 157 | 100.00% | 145 | 12 | 0 |
| Overvotes | 0 | | 0 | 0 | 0 |
| Undervotes | 39 | | 37 | 2 | 0 |

REP REPRESENTATIVE IN THE GENERAL ASSEMBLY 9TH DISTRICT

Vote For 1

| | TOTAL | VOTE % | ELECTIO N DAY | MAIL VOTE | PROVISI ONAL |
|-------------------|-------|---------|------------------|--------------|-----------------|
| DARRYL AUDIA | 21 | 10.82% | 20 | 1 | 0 |
| NICK KERIN | 79 | 40.72% | 73 | 6 | 0 |
| MARLA GALLO BROWN | 92 | 47.42% | 85 | 7 | 0 |
| Write-In Totals | 2 | 1.03% | 2 | 0 | 0 |
| Total Votes Cast | 194 | 100.00% | 180 | 14 | 0 |
| Overvotes | 0 | | 0 | 0 | 0 |
| Undervotes | 2 | | 2 | 0 | 0 |

Mahoning Twp 1

REP MEMBER OF REPUBLICAN STATE COMMITTEE

Vote For 2

| | TOTAL | VOTE % | | ELECTIO N DAY | MAIL VOTE | PROVISI ONAL |
|------------------|-------|---------|--|------------------|--------------|-----------------|
| SHERRY J PATTON | 158 | 53.38% | | 147 | 11 | 0 |
| JEANIE STEELE | 24 | 8.11% | | 22 | 2 | 0 |
| DALE TURNER | 110 | 37.16% | | 99 | 11 | 0 |
| Write-In Totals | 4 | 1.35% | | 4 | 0 | 0 |
| Total Votes Cast | 296 | 100.00% | | 272 | 24 | 0 |
| Overvotes | 0 | | | 0 | 0 | 0 |
| Undervotes | 96 | | | 92 | 4 | 0 |

Mahoning Twp 2

Statistics

| | TOTAL | ELECTIO N DAY | MAIL VOTE | PROVISI ONAL |
|---------------------------------|--------|------------------|--------------|-----------------|
| Registered Voters - Total | 893 | | | |
| Registered Voters - DEMOCRATIC | 372 | | | |
| Registered Voters - REPUBLICAN | 412 | | | |
| Registered Voters - NONPARTISAN | 109 | | | |
| Ballots Cast - Total | 300 | 254 | 46 | 0 |
| Ballots Cast - DEMOCRATIC | 133 | 100 | 33 | 0 |
| Ballots Cast - REPUBLICAN | 167 | 154 | 13 | 0 |
| Ballots Cast - NONPARTISAN | 0 | 0 | 0 | 0 |
| Ballots Cast - Blank | 0 | 0 | 0 | 0 |
| Voter Turnout - Total | 33.59% | | | |
| Voter Turnout - DEMOCRATIC | 35.75% | | | |
| Voter Turnout - REPUBLICAN | 40.53% | | | |
| Voter Turnout - NONPARTISAN | 0.00% | | | |

DEM UNITED STATES SENATOR

Vote For 1

| | TOTAL | VOTE % | ELECTIO N DAY | MAIL VOTE | PROVISI ONAL |
|------------------|-------|---------|------------------|--------------|-----------------|
| ALEX KHALIL | 2 | 1.57% | 2 | 0 | 0 |
| CONOR LAMB | 49 | 38.58% | 30 | 19 | 0 |
| MALCOLM KENYATTA | 1 | 0.79% | 1 | 0 | 0 |
| JOHN FETTERMAN | 68 | 53.54% | 55 | 13 | 0 |
| Write-In Totals | 7 | 5.51% | 7 | 0 | 0 |
| Total Votes Cast | 127 | 100.00% | 95 | 32 | 0 |
| Overvotes | 0 | | 0 | 0 | 0 |
| Undervotes | 6 | | 5 | 1 | 0 |

DEM GOVERNOR

Vote For 1

| | TOTAL | VOTE % | ELECTIO N DAY | MAIL VOTE | PROVISI ONAL |
|------------------|-------|---------|------------------|--------------|-----------------|
| JOSH SHAPIRO | 113 | 95.76% | 81 | 32 | 0 |
| Write-In Totals | 5 | 4.24% | 5 | 0 | 0 |
| Total Votes Cast | 118 | 100.00% | 86 | 32 | 0 |
| Overvotes | 0 | | 0 | 0 | 0 |
| Undervotes | 15 | | 14 | 1 | 0 |

DEM LIEUTENANT GOVERNOR

Vote For 1

| | TOTAL | VOTE % | ELECTIO N DAY | MAIL VOTE | PROVISI ONAL |
|------------------|-------|---------|------------------|--------------|-----------------|
| AUSTIN DAVIS | 82 | 71.93% | 59 | 23 | 0 |
| RAY SOSA | 17 | 14.91% | 11 | 6 | 0 |
| BRIAN SIMS | 11 | 9.65% | 11 | 0 | 0 |
| Write-In Totals | 4 | 3.51% | 4 | 0 | 0 |
| Total Votes Cast | 114 | 100.00% | 85 | 29 | 0 |
| Overvotes | 0 | | 0 | 0 | 0 |
| Undervotes | 19 | | 15 | 4 | 0 |

Mahoning Twp 2

DEM REPRESENTATIVE IN CONGRESS 16TH DISTRICT

Vote For 1

| | TOTAL | VOTE % | ELECTIO N DAY | MAIL VOTE | PROVISI ONAL |
|------------------|-------|---------|------------------|--------------|-----------------|
| DAN PASTORE | 18 | 14.63% | 11 | 7 | 0 |
| RICK TELESZ | 101 | 82.11% | 76 | 25 | 0 |
| Write-In Totals | 4 | 3.25% | 4 | 0 | 0 |
| Total Votes Cast | 123 | 100.00% | 91 | 32 | 0 |
| Overvotes | 0 | | 0 | 0 | 0 |
| Undervotes | 10 | | 9 | 1 | 0 |

DEM SENATOR IN THE GENERAL ASSEMBLY 50TH DISTRICT

Vote For 1

| | TOTAL | VOTE % | ELECTIO N DAY | MAIL VOTE | PROVISI ONAL |
|------------------|-------|---------|------------------|--------------|-----------------|
| RIANNA CZECH | 98 | 98.00% | 70 | 28 | 0 |
| Write-In Totals | 2 | 2.00% | 2 | 0 | 0 |
| Total Votes Cast | 100 | 100.00% | 72 | 28 | 0 |
| Overvotes | 0 | | 0 | 0 | 0 |
| Undervotes | 33 | | 28 | 5 | 0 |

DEM REPRESENTATIVE IN THE GENERAL ASSEMBLY 9TH DISTRICT

Vote For 1

| | TOTAL | VOTE % | ELECTIO N DAY | MAIL VOTE | PROVISI ONAL |
|------------------|-------|---------|------------------|--------------|-----------------|
| CHRIS SAINATO | 102 | 85.00% | 70 | 32 | 0 |
| Write-In Totals | 18 | 15.00% | 18 | 0 | 0 |
| Total Votes Cast | 120 | 100.00% | 88 | 32 | 0 |
| Overvotes | 0 | | 0 | 0 | 0 |
| Undervotes | 13 | | 12 | 1 | 0 |

DEM MEMBER OF DEMOCRATIC STATE COMMITTEE

Vote For 2

| | TOTAL | VOTE % | ELECTIO N DAY | MAIL VOTE | PROVISI ONAL |
|-------------------|-------|---------|------------------|--------------|-----------------|
| MIRA LOU THOMPSON | 113 | 94.96% | 82 | 31 | 0 |
| Write-In Totals | 6 | 5.04% | 6 | 0 | 0 |
| Total Votes Cast | 119 | 100.00% | 88 | 31 | 0 |
| Overvotes | 0 | | 0 | 0 | 0 |
| Undervotes | 147 | | 112 | 35 | 0 |

DEM MEMBER OF DEMOCRATIC COUNTY COMMITTEE - MALE Mahoning Twp 2

Vote For 1

| | TOTAL | VOTE % | ELECTIO N DAY | MAIL VOTE | PROVISI ONAL |
|------------------|-------|---------|------------------|--------------|-----------------|
| Write-In Totals | 5 | 100.00% | 4 | 1 | 0 |
| Total Votes Cast | 5 | 100.00% | 4 | 1 | 0 |
| Overvotes | 0 | | 0 | 0 | 0 |
| Undervotes | 128 | | 96 | 32 | 0 |

Mahoning Twp 2

DEM MEMBER OF DEMOCRATIC COUNTY COMMITTEE - FEMALE Mahoning Twp 2

Vote For 1

| | TOTAL | VOTE % | ELECTIO N DAY | MAIL VOTE | PROVISI ONAL |
|------------------|-------|---------|------------------|--------------|-----------------|
| Write-In Totals | 4 | 100.00% | 2 | 2 | 0 |
| Total Votes Cast | 4 | 100.00% | 2 | 2 | 0 |
| Overvotes | 0 | | 0 | 0 | 0 |
| Undervotes | 129 | | 98 | 31 | 0 |

REP UNITED STATES SENATOR

Vote For 1

| | TOTAL | VOTE % | ELECTIO N DAY | MAIL VOTE | PROVISI ONAL |
|------------------|-------|---------|------------------|--------------|-----------------|
| KATHY BARNETTE | 21 | 12.65% | 21 | 0 | 0 |
| MEHMET OZ | 59 | 35.54% | 54 | 5 | 0 |
| GEORGE BOCHETTO | 0 | 0.00% | 0 | 0 | 0 |
| JEFF BARTOS | 9 | 5.42% | 9 | 0 | 0 |
| DAVE MCCORMICK | 57 | 34.34% | 50 | 7 | 0 |
| SEAN GALE | 2 | 1.20% | 2 | 0 | 0 |
| CARLA SANDS | 17 | 10.24% | 16 | 1 | 0 |
| Write-In Totals | 1 | 0.60% | 1 | 0 | 0 |
| Total Votes Cast | 166 | 100.00% | 153 | 13 | 0 |
| Overvotes | 0 | | 0 | 0 | 0 |
| Undervotes | 1 | | 1 | 0 | 0 |

REP GOVERNOR

Vote For 1

| | TOTAL | VOTE % | ELECTIO N DAY | MAIL VOTE | PROVISI ONAL |
|---------------------|-------|---------|------------------|--------------|-----------------|
| LOU BARLETTA | 19 | 11.88% | 18 | 1 | 0 |
| DOUGLAS V MASTRIANO | 63 | 39.38% | 63 | 0 | 0 |
| NCHE ZAMA | 4 | 2.50% | 4 | 0 | 0 |
| DAVE WHITE | 19 | 11.88% | 17 | 2 | 0 |
| MELISSA HART | 23 | 14.38% | 18 | 5 | 0 |
| BILL MCSWAIN | 29 | 18.12% | 24 | 5 | 0 |
| CHARLIE GEROW | 0 | 0.00% | 0 | 0 | 0 |
| JOE GALE | 1 | 0.62% | 1 | 0 | 0 |
| JAKE CORMAN | 1 | 0.62% | 1 | 0 | 0 |
| Write-In Totals | 1 | 0.62% | 1 | 0 | 0 |
| Total Votes Cast | 160 | 100.00% | 147 | 13 | 0 |
| Overvotes | 0 | | 0 | 0 | 0 |
| Undervotes | 7 | | 7 | 0 | 0 |

Mahoning Twp 2

REP LIEUTENANT GOVERNOR

Vote For 1

| | TOTAL | VOTE % | ELECTIO N DAY | MAIL VOTE | PROVISI ONAL |
|-----------------------|-------|---------|------------------|--------------|-----------------|
| CLARICE SCHILLINGER | 5 | 3.21% | 5 | 0 | 0 |
| JAMES EARL JONES | 4 | 2.56% | 4 | 0 | 0 |
| RICK SACCONI | 11 | 7.05% | 10 | 1 | 0 |
| JOHN BROWN | 0 | 0.00% | 0 | 0 | 0 |
| CHRIS FRYE | 88 | 56.41% | 78 | 10 | 0 |
| JEFF COLEMAN | 3 | 1.92% | 3 | 0 | 0 |
| RUSS DIAMOND | 4 | 2.56% | 4 | 0 | 0 |
| CARRIE LEWIS DELROSSO | 35 | 22.44% | 33 | 2 | 0 |
| TEDDY DANIELS | 4 | 2.56% | 4 | 0 | 0 |
| Write-In Totals | 2 | 1.28% | 2 | 0 | 0 |
| Total Votes Cast | 156 | 100.00% | 143 | 13 | 0 |
| Overvotes | 0 | | 0 | 0 | 0 |
| Undervotes | 11 | | 11 | 0 | 0 |

REP REPRESENTATIVE IN CONGRESS 16TH DISTRICT

Vote For 1

| | TOTAL | VOTE % | ELECTIO N DAY | MAIL VOTE | PROVISI ONAL |
|------------------|-------|---------|------------------|--------------|-----------------|
| MIKE KELLY | 148 | 98.01% | 136 | 12 | 0 |
| Write-In Totals | 3 | 1.99% | 3 | 0 | 0 |
| Total Votes Cast | 151 | 100.00% | 139 | 12 | 0 |
| Overvotes | 0 | | 0 | 0 | 0 |
| Undervotes | 16 | | 15 | 1 | 0 |

REP SENATOR IN THE GENERAL ASSEMBLY 50TH DISTRICT

Vote For 1

| | TOTAL | VOTE % | ELECTIO N DAY | MAIL VOTE | PROVISI ONAL |
|------------------|-------|---------|------------------|--------------|-----------------|
| MICHELE BROOKS | 140 | 99.29% | 128 | 12 | 0 |
| Write-In Totals | 1 | 0.71% | 1 | 0 | 0 |
| Total Votes Cast | 141 | 100.00% | 129 | 12 | 0 |
| Overvotes | 0 | | 0 | 0 | 0 |
| Undervotes | 26 | | 25 | 1 | 0 |

REP REPRESENTATIVE IN THE GENERAL ASSEMBLY 9TH DISTRICT

Vote For 1

| | TOTAL | VOTE % | ELECTIO N DAY | MAIL VOTE | PROVISI ONAL |
|-------------------|-------|---------|------------------|--------------|-----------------|
| DARRYL AUDIA | 16 | 9.76% | 13 | 3 | 0 |
| NICK KERIN | 35 | 21.34% | 28 | 7 | 0 |
| MARLA GALLO BROWN | 111 | 67.68% | 108 | 3 | 0 |
| Write-In Totals | 2 | 1.22% | 2 | 0 | 0 |
| Total Votes Cast | 164 | 100.00% | 151 | 13 | 0 |
| Overvotes | 0 | | 0 | 0 | 0 |
| Undervotes | 3 | | 3 | 0 | 0 |

Mahoning Twp 2

REP MEMBER OF REPUBLICAN STATE COMMITTEE

Vote For 2

| | TOTAL | VOTE % | | ELECTIO N DAY | MAIL VOTE | PROVISI ONAL |
|------------------|-------|---------|--|------------------|--------------|-----------------|
| SHERRY J PATTON | 129 | 54.20% | | 117 | 12 | 0 |
| JEANIE STEELE | 14 | 5.88% | | 13 | 1 | 0 |
| DALE TURNER | 92 | 38.66% | | 82 | 10 | 0 |
| Write-In Totals | 3 | 1.26% | | 3 | 0 | 0 |
| Total Votes Cast | 238 | 100.00% | | 215 | 23 | 0 |
| Overvotes | 0 | | | 0 | 0 | 0 |
| Undervotes | 96 | | | 93 | 3 | 0 |

Neshannock Twp 1

Statistics

| | TOTAL | ELECTIO N DAY | MAIL VOTE | PROVISI ONAL |
|---------------------------------|--------|------------------|--------------|-----------------|
| Registered Voters - Total | 687 | | | |
| Registered Voters - DEMOCRATIC | 299 | | | |
| Registered Voters - REPUBLICAN | 297 | | | |
| Registered Voters - NONPARTISAN | 91 | | | |
| Ballots Cast - Total | 211 | 143 | 68 | 0 |
| Ballots Cast - DEMOCRATIC | 110 | 53 | 57 | 0 |
| Ballots Cast - REPUBLICAN | 101 | 90 | 11 | 0 |
| Ballots Cast - NONPARTISAN | 0 | 0 | 0 | 0 |
| Ballots Cast - Blank | 0 | 0 | 0 | 0 |
| Voter Turnout - Total | 30.71% | | | |
| Voter Turnout - DEMOCRATIC | 36.79% | | | |
| Voter Turnout - REPUBLICAN | 34.01% | | | |
| Voter Turnout - NONPARTISAN | 0.00% | | | |

DEM UNITED STATES SENATOR

Vote For 1

| | TOTAL | VOTE % | ELECTIO N DAY | MAIL VOTE | PROVISI ONAL |
|------------------|-------|---------|------------------|--------------|-----------------|
| ALEX KHALIL | 2 | 1.83% | 2 | 0 | 0 |
| CONOR LAMB | 36 | 33.03% | 17 | 19 | 0 |
| MALCOLM KENYATTA | 0 | 0.00% | 0 | 0 | 0 |
| JOHN FETTERMAN | 69 | 63.30% | 32 | 37 | 0 |
| Write-In Totals | 2 | 1.83% | 1 | 1 | 0 |
| Total Votes Cast | 109 | 100.00% | 52 | 57 | 0 |
| Overvotes | 0 | | 0 | 0 | 0 |
| Undervotes | 1 | | 1 | 0 | 0 |

DEM GOVERNOR

Vote For 1

| | TOTAL | VOTE % | ELECTIO N DAY | MAIL VOTE | PROVISI ONAL |
|------------------|-------|---------|------------------|--------------|-----------------|
| JOSH SHAPIRO | 106 | 100.00% | 51 | 55 | 0 |
| Write-In Totals | 0 | 0.00% | 0 | 0 | 0 |
| Total Votes Cast | 106 | 100.00% | 51 | 55 | 0 |
| Overvotes | 0 | | 0 | 0 | 0 |
| Undervotes | 4 | | 2 | 2 | 0 |

DEM LIEUTENANT GOVERNOR

Vote For 1

| | TOTAL | VOTE % | ELECTIO N DAY | MAIL VOTE | PROVISI ONAL |
|------------------|-------|---------|------------------|--------------|-----------------|
| AUSTIN DAVIS | 85 | 82.52% | 40 | 45 | 0 |
| RAY SOSA | 4 | 3.88% | 1 | 3 | 0 |
| BRIAN SIMS | 12 | 11.65% | 6 | 6 | 0 |
| Write-In Totals | 2 | 1.94% | 2 | 0 | 0 |
| Total Votes Cast | 103 | 100.00% | 49 | 54 | 0 |
| Overvotes | 0 | | 0 | 0 | 0 |
| Undervotes | 7 | | 4 | 3 | 0 |

Neshannock Twp 1

DEM REPRESENTATIVE IN CONGRESS 16TH DISTRICT

Vote For 1

| | TOTAL | VOTE % | ELECTIO N DAY | MAIL VOTE | PROVISI ONAL |
|------------------|-------|---------|------------------|--------------|-----------------|
| DAN PASTORE | 19 | 17.43% | 8 | 11 | 0 |
| RICK TELESZ | 89 | 81.65% | 43 | 46 | 0 |
| Write-In Totals | 1 | 0.92% | 1 | 0 | 0 |
| Total Votes Cast | 109 | 100.00% | 52 | 57 | 0 |
| Overvotes | 0 | | 0 | 0 | 0 |
| Undervotes | 1 | | 1 | 0 | 0 |

DEM SENATOR IN THE GENERAL ASSEMBLY 50TH DISTRICT

Vote For 1

| | TOTAL | VOTE % | ELECTIO N DAY | MAIL VOTE | PROVISI ONAL |
|------------------|-------|---------|------------------|--------------|-----------------|
| RIANNA CZECH | 101 | 99.02% | 47 | 54 | 0 |
| Write-In Totals | 1 | 0.98% | 1 | 0 | 0 |
| Total Votes Cast | 102 | 100.00% | 48 | 54 | 0 |
| Overvotes | 0 | | 0 | 0 | 0 |
| Undervotes | 8 | | 5 | 3 | 0 |

DEM REPRESENTATIVE IN THE GENERAL ASSEMBLY 9TH DISTRICT

Vote For 1

| | TOTAL | VOTE % | ELECTIO N DAY | MAIL VOTE | PROVISI ONAL |
|------------------|-------|---------|------------------|--------------|-----------------|
| CHRIS SAINATO | 102 | 98.08% | 49 | 53 | 0 |
| Write-In Totals | 2 | 1.92% | 0 | 2 | 0 |
| Total Votes Cast | 104 | 100.00% | 49 | 55 | 0 |
| Overvotes | 0 | | 0 | 0 | 0 |
| Undervotes | 6 | | 4 | 2 | 0 |

DEM MEMBER OF DEMOCRATIC STATE COMMITTEE

Vote For 2

| | TOTAL | VOTE % | ELECTIO N DAY | MAIL VOTE | PROVISI ONAL |
|-------------------|-------|---------|------------------|--------------|-----------------|
| MIRA LOU THOMPSON | 102 | 97.14% | 47 | 55 | 0 |
| Write-In Totals | 3 | 2.86% | 3 | 0 | 0 |
| Total Votes Cast | 105 | 100.00% | 50 | 55 | 0 |
| Overvotes | 0 | | 0 | 0 | 0 |
| Undervotes | 115 | | 56 | 59 | 0 |

DEM MEMBER OF DEMOCRATIC COUNTY COMMITTEE - MALE Neshannock Twp 1

Vote For 1

| | TOTAL | VOTE % | ELECTIO N DAY | MAIL VOTE | PROVISI ONAL |
|------------------|-------|---------|------------------|--------------|-----------------|
| RICHARD K CRAIG | 103 | 99.04% | 49 | 54 | 0 |
| Write-In Totals | 1 | 0.96% | 1 | 0 | 0 |
| Total Votes Cast | 104 | 100.00% | 50 | 54 | 0 |
| Overvotes | 1 | | 0 | 1 | 0 |
| Undervotes | 5 | | 3 | 2 | 0 |

Neshannock Twp 1

DEM MEMBER OF DEMOCRATIC COUNTY COMMITTEE - FEMALE Neshannock Twp 1

Vote For 1

| | TOTAL | VOTE % | ELECTIO N DAY | MAIL VOTE | PROVISI ONAL |
|------------------|-------|---------|------------------|--------------|-----------------|
| ANNA N CRAIG | 101 | 99.02% | 49 | 52 | 0 |
| Write-In Totals | 1 | 0.98% | 1 | 0 | 0 |
| Total Votes Cast | 102 | 100.00% | 50 | 52 | 0 |
| Overvotes | 0 | | 0 | 0 | 0 |
| Undervotes | 8 | | 3 | 5 | 0 |

REP UNITED STATES SENATOR

Vote For 1

| | TOTAL | VOTE % | ELECTIO N DAY | MAIL VOTE | PROVISI ONAL |
|------------------|-------|---------|------------------|--------------|-----------------|
| KATHY BARNETTE | 12 | 12.12% | 12 | 0 | 0 |
| MEHMET OZ | 40 | 40.40% | 35 | 5 | 0 |
| GEORGE BOCHETTO | 0 | 0.00% | 0 | 0 | 0 |
| JEFF BARTOS | 1 | 1.01% | 0 | 1 | 0 |
| DAVE MCCORMICK | 41 | 41.41% | 38 | 3 | 0 |
| SEAN GALE | 0 | 0.00% | 0 | 0 | 0 |
| CARLA SANDS | 5 | 5.05% | 4 | 1 | 0 |
| Write-In Totals | 0 | 0.00% | 0 | 0 | 0 |
| Total Votes Cast | 99 | 100.00% | 89 | 10 | 0 |
| Overvotes | 0 | | 0 | 0 | 0 |
| Undervotes | 2 | | 1 | 1 | 0 |

REP GOVERNOR

Vote For 1

| | TOTAL | VOTE % | ELECTIO N DAY | MAIL VOTE | PROVISI ONAL |
|---------------------|-------|---------|------------------|--------------|-----------------|
| LOU BARLETTA | 16 | 16.33% | 16 | 0 | 0 |
| DOUGLAS V MASTRIANO | 45 | 45.92% | 45 | 0 | 0 |
| NCHE ZAMA | 2 | 2.04% | 2 | 0 | 0 |
| DAVE WHITE | 5 | 5.10% | 2 | 3 | 0 |
| MELISSA HART | 8 | 8.16% | 6 | 2 | 0 |
| BILL MCSWAIN | 21 | 21.43% | 17 | 4 | 0 |
| CHARLIE GEROW | 0 | 0.00% | 0 | 0 | 0 |
| JOE GALE | 0 | 0.00% | 0 | 0 | 0 |
| JAKE CORMAN | 1 | 1.02% | 1 | 0 | 0 |
| Write-In Totals | 0 | 0.00% | 0 | 0 | 0 |
| Total Votes Cast | 98 | 100.00% | 89 | 9 | 0 |
| Overvotes | 0 | | 0 | 0 | 0 |
| Undervotes | 3 | | 1 | 2 | 0 |

Neshannock Twp 1

REP LIEUTENANT GOVERNOR

Vote For 1

| | TOTAL | VOTE % | ELECTIO N DAY | MAIL VOTE | PROVISI ONAL |
|-----------------------|-------|---------|------------------|--------------|-----------------|
| CLARICE SCHILLINGER | 1 | 1.04% | 0 | 1 | 0 |
| JAMES EARL JONES | 3 | 3.12% | 3 | 0 | 0 |
| RICK SACCONI | 9 | 9.38% | 8 | 1 | 0 |
| JOHN BROWN | 2 | 2.08% | 1 | 1 | 0 |
| CHRIS FRYE | 54 | 56.25% | 49 | 5 | 0 |
| JEFF COLEMAN | 3 | 3.12% | 3 | 0 | 0 |
| RUSS DIAMOND | 0 | 0.00% | 0 | 0 | 0 |
| CARRIE LEWIS DELROSSO | 22 | 22.92% | 20 | 2 | 0 |
| TEDDY DANIELS | 2 | 2.08% | 2 | 0 | 0 |
| Write-In Totals | 0 | 0.00% | 0 | 0 | 0 |
| Total Votes Cast | 96 | 100.00% | 86 | 10 | 0 |
| Overvotes | 0 | | 0 | 0 | 0 |
| Undervotes | 5 | | 4 | 1 | 0 |

REP REPRESENTATIVE IN CONGRESS 16TH DISTRICT

Vote For 1

| | TOTAL | VOTE % | ELECTIO N DAY | MAIL VOTE | PROVISI ONAL |
|------------------|-------|---------|------------------|--------------|-----------------|
| MIKE KELLY | 96 | 100.00% | 86 | 10 | 0 |
| Write-In Totals | 0 | 0.00% | 0 | 0 | 0 |
| Total Votes Cast | 96 | 100.00% | 86 | 10 | 0 |
| Overvotes | 0 | | 0 | 0 | 0 |
| Undervotes | 5 | | 4 | 1 | 0 |

REP SENATOR IN THE GENERAL ASSEMBLY 50TH DISTRICT

Vote For 1

| | TOTAL | VOTE % | ELECTIO N DAY | MAIL VOTE | PROVISI ONAL |
|------------------|-------|---------|------------------|--------------|-----------------|
| MICHELE BROOKS | 89 | 98.89% | 80 | 9 | 0 |
| Write-In Totals | 1 | 1.11% | 0 | 1 | 0 |
| Total Votes Cast | 90 | 100.00% | 80 | 10 | 0 |
| Overvotes | 0 | | 0 | 0 | 0 |
| Undervotes | 11 | | 10 | 1 | 0 |

REP REPRESENTATIVE IN THE GENERAL ASSEMBLY 9TH DISTRICT

Vote For 1

| | TOTAL | VOTE % | ELECTIO N DAY | MAIL VOTE | PROVISI ONAL |
|-------------------|-------|---------|------------------|--------------|-----------------|
| DARRYL AUDIA | 16 | 16.33% | 15 | 1 | 0 |
| NICK KERIN | 50 | 51.02% | 45 | 5 | 0 |
| MARLA GALLO BROWN | 32 | 32.65% | 27 | 5 | 0 |
| Write-In Totals | 0 | 0.00% | 0 | 0 | 0 |
| Total Votes Cast | 98 | 100.00% | 87 | 11 | 0 |
| Overvotes | 0 | | 0 | 0 | 0 |
| Undervotes | 3 | | 3 | 0 | 0 |

Neshannock Twp 1

REP MEMBER OF REPUBLICAN STATE COMMITTEE

Vote For 2

| | TOTAL | VOTE % | ELECTIO N DAY | MAIL VOTE | PROVISI ONAL |
|------------------|-------|---------|------------------|--------------|-----------------|
| SHERRY J PATTON | 52 | 32.10% | 44 | 8 | 0 |
| JEANIE STEELE | 35 | 21.60% | 32 | 3 | 0 |
| DALE TURNER | 73 | 45.06% | 68 | 5 | 0 |
| Write-In Totals | 2 | 1.23% | 1 | 1 | 0 |
| Total Votes Cast | 162 | 100.00% | 145 | 17 | 0 |
| Overvotes | 0 | | 0 | 0 | 0 |
| Undervotes | 40 | | 35 | 5 | 0 |

Neshannock Twp 2

| Statistics | TOTAL | ELECTIO N DAY | MAIL VOTE | PROVISI ONAL |
|---------------------------------|--------|------------------|--------------|-----------------|
| Registered Voters - Total | 762 | | | |
| Registered Voters - DEMOCRATIC | 296 | | | |
| Registered Voters - REPUBLICAN | 394 | | | |
| Registered Voters - NONPARTISAN | 72 | | | |
| Ballots Cast - Total | 334 | 245 | 89 | 0 |
| Ballots Cast - DEMOCRATIC | 135 | 71 | 64 | 0 |
| Ballots Cast - REPUBLICAN | 199 | 174 | 25 | 0 |
| Ballots Cast - NONPARTISAN | 0 | 0 | 0 | 0 |
| Ballots Cast - Blank | 0 | 0 | 0 | 0 |
| Voter Turnout - Total | 43.83% | | | |
| Voter Turnout - DEMOCRATIC | 45.61% | | | |
| Voter Turnout - REPUBLICAN | 50.51% | | | |
| Voter Turnout - NONPARTISAN | 0.00% | | | |

DEM UNITED STATES SENATOR

Vote For 1

| | TOTAL | VOTE % | ELECTIO N DAY | MAIL VOTE | PROVISI ONAL |
|------------------|-------|---------|------------------|--------------|-----------------|
| ALEX KHALIL | 2 | 1.49% | 2 | 0 | 0 |
| CONOR LAMB | 59 | 44.03% | 22 | 37 | 0 |
| MALCOLM KENYATTA | 1 | 0.75% | 1 | 0 | 0 |
| JOHN FETTERMAN | 71 | 52.99% | 46 | 25 | 0 |
| Write-In Totals | 1 | 0.75% | 0 | 1 | 0 |
| Total Votes Cast | 134 | 100.00% | 71 | 63 | 0 |
| Overvotes | 1 | | 0 | 1 | 0 |
| Undervotes | 0 | | 0 | 0 | 0 |

DEM GOVERNOR

Vote For 1

| | TOTAL | VOTE % | ELECTIO N DAY | MAIL VOTE | PROVISI ONAL |
|------------------|-------|---------|------------------|--------------|-----------------|
| JOSH SHAPIRO | 133 | 99.25% | 70 | 63 | 0 |
| Write-In Totals | 1 | 0.75% | 0 | 1 | 0 |
| Total Votes Cast | 134 | 100.00% | 70 | 64 | 0 |
| Overvotes | 0 | | 0 | 0 | 0 |
| Undervotes | 1 | | 1 | 0 | 0 |

DEM LIEUTENANT GOVERNOR

Vote For 1

| | TOTAL | VOTE % | ELECTIO N DAY | MAIL VOTE | PROVISI ONAL |
|------------------|-------|---------|------------------|--------------|-----------------|
| AUSTIN DAVIS | 100 | 76.34% | 47 | 53 | 0 |
| RAY SOSA | 6 | 4.58% | 5 | 1 | 0 |
| BRIAN SIMS | 24 | 18.32% | 18 | 6 | 0 |
| Write-In Totals | 1 | 0.76% | 0 | 1 | 0 |
| Total Votes Cast | 131 | 100.00% | 70 | 61 | 0 |
| Overvotes | 0 | | 0 | 0 | 0 |
| Undervotes | 4 | | 1 | 3 | 0 |

Neshannock Twp 2

DEM REPRESENTATIVE IN CONGRESS 16TH DISTRICT

Vote For 1

| | TOTAL | VOTE % | ELECTIO N DAY | MAIL VOTE | PROVISI ONAL |
|------------------|-------|---------|------------------|--------------|-----------------|
| DAN PASTORE | 12 | 9.09% | 6 | 6 | 0 |
| RICK TELESZ | 119 | 90.15% | 63 | 56 | 0 |
| Write-In Totals | 1 | 0.76% | 0 | 1 | 0 |
| Total Votes Cast | 132 | 100.00% | 69 | 63 | 0 |
| Overvotes | 0 | | 0 | 0 | 0 |
| Undervotes | 3 | | 2 | 1 | 0 |

DEM SENATOR IN THE GENERAL ASSEMBLY 50TH DISTRICT

Vote For 1

| | TOTAL | VOTE % | ELECTIO N DAY | MAIL VOTE | PROVISI ONAL |
|------------------|-------|---------|------------------|--------------|-----------------|
| RIANNA CZECH | 116 | 99.15% | 62 | 54 | 0 |
| Write-In Totals | 1 | 0.85% | 0 | 1 | 0 |
| Total Votes Cast | 117 | 100.00% | 62 | 55 | 0 |
| Overvotes | 0 | | 0 | 0 | 0 |
| Undervotes | 18 | | 9 | 9 | 0 |

DEM REPRESENTATIVE IN THE GENERAL ASSEMBLY 9TH DISTRICT

Vote For 1

| | TOTAL | VOTE % | ELECTIO N DAY | MAIL VOTE | PROVISI ONAL |
|------------------|-------|---------|------------------|--------------|-----------------|
| CHRIS SAINATO | 127 | 97.69% | 65 | 62 | 0 |
| Write-In Totals | 3 | 2.31% | 2 | 1 | 0 |
| Total Votes Cast | 130 | 100.00% | 67 | 63 | 0 |
| Overvotes | 0 | | 0 | 0 | 0 |
| Undervotes | 5 | | 4 | 1 | 0 |

DEM MEMBER OF DEMOCRATIC STATE COMMITTEE

Vote For 2

| | TOTAL | VOTE % | ELECTIO N DAY | MAIL VOTE | PROVISI ONAL |
|-------------------|-------|---------|------------------|--------------|-----------------|
| MIRA LOU THOMPSON | 121 | 98.37% | 62 | 59 | 0 |
| Write-In Totals | 2 | 1.63% | 0 | 2 | 0 |
| Total Votes Cast | 123 | 100.00% | 62 | 61 | 0 |
| Overvotes | 0 | | 0 | 0 | 0 |
| Undervotes | 147 | | 80 | 67 | 0 |

DEM MEMBER OF DEMOCRATIC COUNTY COMMITTEE - MALE Neshannock Twp 2

Vote For 1

| | TOTAL | VOTE % | ELECTIO N DAY | MAIL VOTE | PROVISI ONAL |
|------------------|-------|---------|------------------|--------------|-----------------|
| Write-In Totals | 2 | 100.00% | 0 | 2 | 0 |
| Total Votes Cast | 2 | 100.00% | 0 | 2 | 0 |
| Overvotes | 0 | | 0 | 0 | 0 |
| Undervotes | 133 | | 71 | 62 | 0 |

Neshannock Twp 2

DEM MEMBER OF DEMOCRATIC COUNTY COMMITTEE - FEMALE Neshannock Twp 2

Vote For 1

| | TOTAL | VOTE % | ELECTIO N DAY | MAIL VOTE | PROVISI ONAL |
|------------------|-------|---------|------------------|--------------|-----------------|
| Write-In Totals | 8 | 100.00% | 7 | 1 | 0 |
| Total Votes Cast | 8 | 100.00% | 7 | 1 | 0 |
| Overvotes | 0 | | 0 | 0 | 0 |
| Undervotes | 127 | | 64 | 63 | 0 |

REP UNITED STATES SENATOR

Vote For 1

| | TOTAL | VOTE % | ELECTIO N DAY | MAIL VOTE | PROVISI ONAL |
|------------------|-------|---------|------------------|--------------|-----------------|
| KATHY BARNETTE | 29 | 14.65% | 24 | 5 | 0 |
| MEHMET OZ | 69 | 34.85% | 60 | 9 | 0 |
| GEORGE BOCHETTO | 3 | 1.52% | 3 | 0 | 0 |
| JEFF BARTOS | 9 | 4.55% | 8 | 1 | 0 |
| DAVE MCCORMICK | 76 | 38.38% | 68 | 8 | 0 |
| SEAN GALE | 3 | 1.52% | 1 | 2 | 0 |
| CARLA SANDS | 8 | 4.04% | 8 | 0 | 0 |
| Write-In Totals | 1 | 0.51% | 1 | 0 | 0 |
| Total Votes Cast | 198 | 100.00% | 173 | 25 | 0 |
| Overvotes | 0 | | 0 | 0 | 0 |
| Undervotes | 1 | | 1 | 0 | 0 |

REP GOVERNOR

Vote For 1

| | TOTAL | VOTE % | ELECTIO N DAY | MAIL VOTE | PROVISI ONAL |
|---------------------|-------|---------|------------------|--------------|-----------------|
| LOU BARLETTA | 32 | 16.08% | 30 | 2 | 0 |
| DOUGLAS V MASTRIANO | 97 | 48.74% | 89 | 8 | 0 |
| NCHE ZAMA | 3 | 1.51% | 1 | 2 | 0 |
| DAVE WHITE | 17 | 8.54% | 14 | 3 | 0 |
| MELISSA HART | 13 | 6.53% | 10 | 3 | 0 |
| BILL MCSWAIN | 30 | 15.08% | 25 | 5 | 0 |
| CHARLIE GEROW | 1 | 0.50% | 1 | 0 | 0 |
| JOE GALE | 1 | 0.50% | 1 | 0 | 0 |
| JAKE CORMAN | 4 | 2.01% | 2 | 2 | 0 |
| Write-In Totals | 1 | 0.50% | 1 | 0 | 0 |
| Total Votes Cast | 199 | 100.00% | 174 | 25 | 0 |
| Overvotes | 0 | | 0 | 0 | 0 |
| Undervotes | 0 | | 0 | 0 | 0 |

Neshannock Twp 2

REP LIEUTENANT GOVERNOR

Vote For 1

| | TOTAL | VOTE % | ELECTIO N DAY | MAIL VOTE | PROVISI ONAL |
|-----------------------|-------|---------|------------------|--------------|-----------------|
| CLARICE SCHILLINGER | 0 | 0.00% | 0 | 0 | 0 |
| JAMES EARL JONES | 0 | 0.00% | 0 | 0 | 0 |
| RICK SACCONI | 24 | 12.57% | 20 | 4 | 0 |
| JOHN BROWN | 5 | 2.62% | 5 | 0 | 0 |
| CHRIS FRYE | 92 | 48.17% | 79 | 13 | 0 |
| JEFF COLEMAN | 9 | 4.71% | 7 | 2 | 0 |
| RUSS DIAMOND | 0 | 0.00% | 0 | 0 | 0 |
| CARRIE LEWIS DELROSSO | 50 | 26.18% | 44 | 6 | 0 |
| TEDDY DANIELS | 10 | 5.24% | 10 | 0 | 0 |
| Write-In Totals | 1 | 0.52% | 1 | 0 | 0 |
| Total Votes Cast | 191 | 100.00% | 166 | 25 | 0 |
| Overvotes | 0 | | 0 | 0 | 0 |
| Undervotes | 8 | | 8 | 0 | 0 |

REP REPRESENTATIVE IN CONGRESS 16TH DISTRICT

Vote For 1

| | TOTAL | VOTE % | ELECTIO N DAY | MAIL VOTE | PROVISI ONAL |
|------------------|-------|---------|------------------|--------------|-----------------|
| MIKE KELLY | 186 | 97.89% | 164 | 22 | 0 |
| Write-In Totals | 4 | 2.11% | 3 | 1 | 0 |
| Total Votes Cast | 190 | 100.00% | 167 | 23 | 0 |
| Overvotes | 0 | | 0 | 0 | 0 |
| Undervotes | 9 | | 7 | 2 | 0 |

REP SENATOR IN THE GENERAL ASSEMBLY 50TH DISTRICT

Vote For 1

| | TOTAL | VOTE % | ELECTIO N DAY | MAIL VOTE | PROVISI ONAL |
|------------------|-------|---------|------------------|--------------|-----------------|
| MICHELE BROOKS | 181 | 99.45% | 158 | 23 | 0 |
| Write-In Totals | 1 | 0.55% | 1 | 0 | 0 |
| Total Votes Cast | 182 | 100.00% | 159 | 23 | 0 |
| Overvotes | 0 | | 0 | 0 | 0 |
| Undervotes | 17 | | 15 | 2 | 0 |

REP REPRESENTATIVE IN THE GENERAL ASSEMBLY 9TH DISTRICT

Vote For 1

| | TOTAL | VOTE % | ELECTIO N DAY | MAIL VOTE | PROVISI ONAL |
|-------------------|-------|---------|------------------|--------------|-----------------|
| DARRYL AUDIA | 16 | 8.08% | 14 | 2 | 0 |
| NICK KERIN | 93 | 46.97% | 82 | 11 | 0 |
| MARLA GALLO BROWN | 89 | 44.95% | 77 | 12 | 0 |
| Write-In Totals | 0 | 0.00% | 0 | 0 | 0 |
| Total Votes Cast | 198 | 100.00% | 173 | 25 | 0 |
| Overvotes | 0 | | 0 | 0 | 0 |
| Undervotes | 1 | | 1 | 0 | 0 |

Neshannock Twp 2

REP MEMBER OF REPUBLICAN STATE COMMITTEE

Vote For 2

| | TOTAL | VOTE % | ELECTIO N DAY | MAIL VOTE | PROVISI ONAL |
|------------------|-------|---------|------------------|--------------|-----------------|
| SHERRY J PATTON | 91 | 27.66% | 76 | 15 | 0 |
| JEANIE STEELE | 84 | 25.53% | 74 | 10 | 0 |
| DALE TURNER | 150 | 45.59% | 127 | 23 | 0 |
| Write-In Totals | 4 | 1.22% | 4 | 0 | 0 |
| Total Votes Cast | 329 | 100.00% | 281 | 48 | 0 |
| Overvotes | 0 | | 0 | 0 | 0 |
| Undervotes | 69 | | 67 | 2 | 0 |

Neshannock Twp 3

Statistics

| | TOTAL | ELECTIO N DAY | MAIL VOTE | PROVISI ONAL |
|---------------------------------|--------|------------------|--------------|-----------------|
| Registered Voters - Total | 1,072 | | | |
| Registered Voters - DEMOCRATIC | 359 | | | |
| Registered Voters - REPUBLICAN | 616 | | | |
| Registered Voters - NONPARTISAN | 97 | | | |
| Ballots Cast - Total | 444 | 335 | 109 | 0 |
| Ballots Cast - DEMOCRATIC | 141 | 77 | 64 | 0 |
| Ballots Cast - REPUBLICAN | 303 | 258 | 45 | 0 |
| Ballots Cast - NONPARTISAN | 0 | 0 | 0 | 0 |
| Ballots Cast - Blank | 0 | 0 | 0 | 0 |
| Voter Turnout - Total | 41.42% | | | |
| Voter Turnout - DEMOCRATIC | 39.28% | | | |
| Voter Turnout - REPUBLICAN | 49.19% | | | |
| Voter Turnout - NONPARTISAN | 0.00% | | | |

DEM UNITED STATES SENATOR

Vote For 1

| | TOTAL | VOTE % | ELECTIO N DAY | MAIL VOTE | PROVISI ONAL |
|------------------|-------|---------|------------------|--------------|-----------------|
| ALEX KHALIL | 2 | 1.46% | 2 | 0 | 0 |
| CONOR LAMB | 65 | 47.45% | 25 | 40 | 0 |
| MALCOLM KENYATTA | 1 | 0.73% | 1 | 0 | 0 |
| JOHN FETTERMAN | 67 | 48.91% | 45 | 22 | 0 |
| Write-In Totals | 2 | 1.46% | 2 | 0 | 0 |
| Total Votes Cast | 137 | 100.00% | 75 | 62 | 0 |
| Overvotes | 2 | | 1 | 1 | 0 |
| Undervotes | 2 | | 1 | 1 | 0 |

DEM GOVERNOR

Vote For 1

| | TOTAL | VOTE % | ELECTIO N DAY | MAIL VOTE | PROVISI ONAL |
|------------------|-------|---------|------------------|--------------|-----------------|
| JOSH SHAPIRO | 132 | 95.65% | 68 | 64 | 0 |
| Write-In Totals | 6 | 4.35% | 6 | 0 | 0 |
| Total Votes Cast | 138 | 100.00% | 74 | 64 | 0 |
| Overvotes | 0 | | 0 | 0 | 0 |
| Undervotes | 3 | | 3 | 0 | 0 |

DEM LIEUTENANT GOVERNOR

Vote For 1

| | TOTAL | VOTE % | ELECTIO N DAY | MAIL VOTE | PROVISI ONAL |
|------------------|-------|---------|------------------|--------------|-----------------|
| AUSTIN DAVIS | 111 | 80.43% | 56 | 55 | 0 |
| RAY SOSA | 11 | 7.97% | 8 | 3 | 0 |
| BRIAN SIMS | 14 | 10.14% | 9 | 5 | 0 |
| Write-In Totals | 2 | 1.45% | 2 | 0 | 0 |
| Total Votes Cast | 138 | 100.00% | 75 | 63 | 0 |
| Overvotes | 0 | | 0 | 0 | 0 |
| Undervotes | 3 | | 2 | 1 | 0 |

Neshannock Twp 3

DEM REPRESENTATIVE IN CONGRESS 16TH DISTRICT

Vote For 1

| | TOTAL | VOTE % | ELECTIO N DAY | MAIL VOTE | PROVISI ONAL |
|------------------|-------|---------|------------------|--------------|-----------------|
| DAN PASTORE | 20 | 14.39% | 11 | 9 | 0 |
| RICK TELESZ | 118 | 84.89% | 64 | 54 | 0 |
| Write-In Totals | 1 | 0.72% | 1 | 0 | 0 |
| Total Votes Cast | 139 | 100.00% | 76 | 63 | 0 |
| Overvotes | 0 | | 0 | 0 | 0 |
| Undervotes | 2 | | 1 | 1 | 0 |

DEM SENATOR IN THE GENERAL ASSEMBLY 50TH DISTRICT

Vote For 1

| | TOTAL | VOTE % | ELECTIO N DAY | MAIL VOTE | PROVISI ONAL |
|------------------|-------|---------|------------------|--------------|-----------------|
| RIANNA CZECH | 120 | 98.36% | 65 | 55 | 0 |
| Write-In Totals | 2 | 1.64% | 2 | 0 | 0 |
| Total Votes Cast | 122 | 100.00% | 67 | 55 | 0 |
| Overvotes | 0 | | 0 | 0 | 0 |
| Undervotes | 19 | | 10 | 9 | 0 |

DEM REPRESENTATIVE IN THE GENERAL ASSEMBLY 9TH DISTRICT

Vote For 1

| | TOTAL | VOTE % | ELECTIO N DAY | MAIL VOTE | PROVISI ONAL |
|------------------|-------|---------|------------------|--------------|-----------------|
| CHRIS SAINATO | 128 | 94.81% | 68 | 60 | 0 |
| Write-In Totals | 7 | 5.19% | 5 | 2 | 0 |
| Total Votes Cast | 135 | 100.00% | 73 | 62 | 0 |
| Overvotes | 1 | | 1 | 0 | 0 |
| Undervotes | 5 | | 3 | 2 | 0 |

DEM MEMBER OF DEMOCRATIC STATE COMMITTEE

Vote For 2

| | TOTAL | VOTE % | ELECTIO N DAY | MAIL VOTE | PROVISI ONAL |
|-------------------|-------|---------|------------------|--------------|-----------------|
| MIRA LOU THOMPSON | 130 | 97.01% | 67 | 63 | 0 |
| Write-In Totals | 4 | 2.99% | 3 | 1 | 0 |
| Total Votes Cast | 134 | 100.00% | 70 | 64 | 0 |
| Overvotes | 0 | | 0 | 0 | 0 |
| Undervotes | 148 | | 84 | 64 | 0 |

DEM MEMBER OF DEMOCRATIC COUNTY COMMITTEE - MALE Neshannock Twp 3

Vote For 1

| | TOTAL | VOTE % | ELECTIO N DAY | MAIL VOTE | PROVISI ONAL |
|------------------|-------|---------|------------------|--------------|-----------------|
| Write-In Totals | 11 | 100.00% | 7 | 4 | 0 |
| Total Votes Cast | 11 | 100.00% | 7 | 4 | 0 |
| Overvotes | 0 | | 0 | 0 | 0 |
| Undervotes | 130 | | 70 | 60 | 0 |

Neshannock Twp 3

DEM MEMBER OF DEMOCRATIC COUNTY COMMITTEE - FEMALE Neshannock Twp 3

Vote For 1

| | TOTAL | VOTE % | ELECTIO N DAY | MAIL VOTE | PROVISI ONAL |
|------------------|-------|---------|------------------|--------------|-----------------|
| Write-In Totals | 9 | 100.00% | 8 | 1 | 0 |
| Total Votes Cast | 9 | 100.00% | 8 | 1 | 0 |
| Overvotes | 0 | | 0 | 0 | 0 |
| Undervotes | 132 | | 69 | 63 | 0 |

REP UNITED STATES SENATOR

Vote For 1

| | TOTAL | VOTE % | ELECTIO N DAY | MAIL VOTE | PROVISI ONAL |
|------------------|-------|---------|------------------|--------------|-----------------|
| KATHY BARNETTE | 42 | 14.09% | 38 | 4 | 0 |
| MEHMET OZ | 136 | 45.64% | 122 | 14 | 0 |
| GEORGE BOCHETTO | 1 | 0.34% | 0 | 1 | 0 |
| JEFF BARTOS | 14 | 4.70% | 11 | 3 | 0 |
| DAVE MCCORMICK | 91 | 30.54% | 74 | 17 | 0 |
| SEAN GALE | 2 | 0.67% | 2 | 0 | 0 |
| CARLA SANDS | 12 | 4.03% | 7 | 5 | 0 |
| Write-In Totals | 0 | 0.00% | 0 | 0 | 0 |
| Total Votes Cast | 298 | 100.00% | 254 | 44 | 0 |
| Overvotes | 0 | | 0 | 0 | 0 |
| Undervotes | 6 | | 4 | 2 | 0 |

REP GOVERNOR

Vote For 1

| | TOTAL | VOTE % | ELECTIO N DAY | MAIL VOTE | PROVISI ONAL |
|---------------------|-------|---------|------------------|--------------|-----------------|
| LOU BARLETTA | 41 | 13.76% | 37 | 4 | 0 |
| DOUGLAS V MASTRIANO | 157 | 52.68% | 146 | 11 | 0 |
| NCHE ZAMA | 1 | 0.34% | 1 | 0 | 0 |
| DAVE WHITE | 20 | 6.71% | 16 | 4 | 0 |
| MELISSA HART | 26 | 8.72% | 17 | 9 | 0 |
| BILL MCSWAIN | 40 | 13.42% | 30 | 10 | 0 |
| CHARLIE GEROW | 4 | 1.34% | 2 | 2 | 0 |
| JOE GALE | 1 | 0.34% | 0 | 1 | 0 |
| JAKE CORMAN | 5 | 1.68% | 2 | 3 | 0 |
| Write-In Totals | 3 | 1.01% | 3 | 0 | 0 |
| Total Votes Cast | 298 | 100.00% | 254 | 44 | 0 |
| Overvotes | 0 | | 0 | 0 | 0 |
| Undervotes | 5 | | 4 | 1 | 0 |

Neshannock Twp 3

REP LIEUTENANT GOVERNOR

Vote For 1

| | TOTAL | VOTE % | ELECTIO N DAY | MAIL VOTE | PROVISI ONAL |
|-----------------------|-------|---------|------------------|--------------|-----------------|
| CLARICE SCHILLINGER | 6 | 2.01% | 5 | 1 | 0 |
| JAMES EARL JONES | 11 | 3.69% | 10 | 1 | 0 |
| RICK SACCONI | 26 | 8.72% | 22 | 4 | 0 |
| JOHN BROWN | 4 | 1.34% | 3 | 1 | 0 |
| CHRIS FRYE | 165 | 55.37% | 140 | 25 | 0 |
| JEFF COLEMAN | 6 | 2.01% | 4 | 2 | 0 |
| RUSS DIAMOND | 8 | 2.68% | 7 | 1 | 0 |
| CARRIE LEWIS DELROSSO | 62 | 20.81% | 52 | 10 | 0 |
| TEDDY DANIELS | 10 | 3.36% | 10 | 0 | 0 |
| Write-In Totals | 0 | 0.00% | 0 | 0 | 0 |
| Total Votes Cast | 298 | 100.00% | 253 | 45 | 0 |
| Overvotes | 0 | | 0 | 0 | 0 |
| Undervotes | 5 | | 5 | 0 | 0 |

REP REPRESENTATIVE IN CONGRESS 16TH DISTRICT

Vote For 1

| | TOTAL | VOTE % | ELECTIO N DAY | MAIL VOTE | PROVISI ONAL |
|------------------|-------|---------|------------------|--------------|-----------------|
| MIKE KELLY | 286 | 99.65% | 243 | 43 | 0 |
| Write-In Totals | 1 | 0.35% | 1 | 0 | 0 |
| Total Votes Cast | 287 | 100.00% | 244 | 43 | 0 |
| Overvotes | 0 | | 0 | 0 | 0 |
| Undervotes | 16 | | 14 | 2 | 0 |

REP SENATOR IN THE GENERAL ASSEMBLY 50TH DISTRICT

Vote For 1

| | TOTAL | VOTE % | ELECTIO N DAY | MAIL VOTE | PROVISI ONAL |
|------------------|-------|---------|------------------|--------------|-----------------|
| MICHELE BROOKS | 271 | 99.63% | 228 | 43 | 0 |
| Write-In Totals | 1 | 0.37% | 1 | 0 | 0 |
| Total Votes Cast | 272 | 100.00% | 229 | 43 | 0 |
| Overvotes | 0 | | 0 | 0 | 0 |
| Undervotes | 31 | | 29 | 2 | 0 |

REP REPRESENTATIVE IN THE GENERAL ASSEMBLY 9TH DISTRICT

Vote For 1

| | TOTAL | VOTE % | ELECTIO N DAY | MAIL VOTE | PROVISI ONAL |
|-------------------|-------|---------|------------------|--------------|-----------------|
| DARRYL AUDIA | 43 | 14.38% | 38 | 5 | 0 |
| NICK KERIN | 137 | 45.82% | 112 | 25 | 0 |
| MARLA GALLO BROWN | 118 | 39.46% | 105 | 13 | 0 |
| Write-In Totals | 1 | 0.33% | 1 | 0 | 0 |
| Total Votes Cast | 299 | 100.00% | 256 | 43 | 0 |
| Overvotes | 0 | | 0 | 0 | 0 |
| Undervotes | 4 | | 2 | 2 | 0 |

Neshannock Twp 3

REP MEMBER OF REPUBLICAN STATE COMMITTEE

Vote For 2

| | TOTAL | VOTE % | ELECTIO N DAY | MAIL VOTE | PROVISI ONAL |
|------------------|-------|---------|------------------|--------------|-----------------|
| SHERRY J PATTON | 111 | 23.72% | 99 | 12 | 0 |
| JEANIE STEELE | 121 | 25.85% | 101 | 20 | 0 |
| DALE TURNER | 235 | 50.21% | 195 | 40 | 0 |
| Write-In Totals | 1 | 0.21% | 1 | 0 | 0 |
| Total Votes Cast | 468 | 100.00% | 396 | 72 | 0 |
| Overvotes | 1 | | 0 | 1 | 0 |
| Undervotes | 137 | | 120 | 17 | 0 |

Neshannock Twp 4

Statistics

| | TOTAL | ELECTIO N DAY | MAIL VOTE | PROVISI ONAL |
|---------------------------------|--------|------------------|--------------|-----------------|
| Registered Voters - Total | 1,137 | | | |
| Registered Voters - DEMOCRATIC | 382 | | | |
| Registered Voters - REPUBLICAN | 650 | | | |
| Registered Voters - NONPARTISAN | 105 | | | |
| Ballots Cast - Total | 413 | 317 | 96 | 0 |
| Ballots Cast - DEMOCRATIC | 131 | 67 | 64 | 0 |
| Ballots Cast - REPUBLICAN | 282 | 250 | 32 | 0 |
| Ballots Cast - NONPARTISAN | 0 | 0 | 0 | 0 |
| Ballots Cast - Blank | 0 | 0 | 0 | 0 |
| Voter Turnout - Total | 36.32% | | | |
| Voter Turnout - DEMOCRATIC | 34.29% | | | |
| Voter Turnout - REPUBLICAN | 43.38% | | | |
| Voter Turnout - NONPARTISAN | 0.00% | | | |

DEM UNITED STATES SENATOR

Vote For 1

| | TOTAL | VOTE % | ELECTIO N DAY | MAIL VOTE | PROVISI ONAL |
|------------------|-------|---------|------------------|--------------|-----------------|
| ALEX KHALIL | 2 | 1.54% | 1 | 1 | 0 |
| CONOR LAMB | 43 | 33.08% | 17 | 26 | 0 |
| MALCOLM KENYATTA | 1 | 0.77% | 1 | 0 | 0 |
| JOHN FETTERMAN | 76 | 58.46% | 40 | 36 | 0 |
| Write-In Totals | 8 | 6.15% | 8 | 0 | 0 |
| Total Votes Cast | 130 | 100.00% | 67 | 63 | 0 |
| Overvotes | 0 | | 0 | 0 | 0 |
| Undervotes | 1 | | 0 | 1 | 0 |

DEM GOVERNOR

Vote For 1

| | TOTAL | VOTE % | ELECTIO N DAY | MAIL VOTE | PROVISI ONAL |
|------------------|-------|---------|------------------|--------------|-----------------|
| JOSH SHAPIRO | 116 | 94.31% | 55 | 61 | 0 |
| Write-In Totals | 7 | 5.69% | 7 | 0 | 0 |
| Total Votes Cast | 123 | 100.00% | 62 | 61 | 0 |
| Overvotes | 0 | | 0 | 0 | 0 |
| Undervotes | 8 | | 5 | 3 | 0 |

DEM LIEUTENANT GOVERNOR

Vote For 1

| | TOTAL | VOTE % | ELECTIO N DAY | MAIL VOTE | PROVISI ONAL |
|------------------|-------|---------|------------------|--------------|-----------------|
| AUSTIN DAVIS | 104 | 83.87% | 46 | 58 | 0 |
| RAY SOSA | 6 | 4.84% | 4 | 2 | 0 |
| BRIAN SIMS | 7 | 5.65% | 7 | 0 | 0 |
| Write-In Totals | 7 | 5.65% | 6 | 1 | 0 |
| Total Votes Cast | 124 | 100.00% | 63 | 61 | 0 |
| Overvotes | 0 | | 0 | 0 | 0 |
| Undervotes | 7 | | 4 | 3 | 0 |

Neshannock Twp 4

DEM REPRESENTATIVE IN CONGRESS 16TH DISTRICT

Vote For 1

| | TOTAL | VOTE % | ELECTIO N DAY | MAIL VOTE | PROVISI ONAL |
|------------------|-------|---------|------------------|--------------|-----------------|
| DAN PASTORE | 11 | 9.02% | 5 | 6 | 0 |
| RICK TELESZ | 107 | 87.70% | 52 | 55 | 0 |
| Write-In Totals | 4 | 3.28% | 4 | 0 | 0 |
| Total Votes Cast | 122 | 100.00% | 61 | 61 | 0 |
| Overvotes | 1 | | 1 | 0 | 0 |
| Undervotes | 8 | | 5 | 3 | 0 |

DEM SENATOR IN THE GENERAL ASSEMBLY 50TH DISTRICT

Vote For 1

| | TOTAL | VOTE % | ELECTIO N DAY | MAIL VOTE | PROVISI ONAL |
|------------------|-------|---------|------------------|--------------|-----------------|
| RIANNA CZECH | 103 | 98.10% | 51 | 52 | 0 |
| Write-In Totals | 2 | 1.90% | 2 | 0 | 0 |
| Total Votes Cast | 105 | 100.00% | 53 | 52 | 0 |
| Overvotes | 0 | | 0 | 0 | 0 |
| Undervotes | 26 | | 14 | 12 | 0 |

DEM REPRESENTATIVE IN THE GENERAL ASSEMBLY 9TH DISTRICT

Vote For 1

| | TOTAL | VOTE % | ELECTIO N DAY | MAIL VOTE | PROVISI ONAL |
|------------------|-------|---------|------------------|--------------|-----------------|
| CHRIS SAINATO | 115 | 92.74% | 59 | 56 | 0 |
| Write-In Totals | 9 | 7.26% | 8 | 1 | 0 |
| Total Votes Cast | 124 | 100.00% | 67 | 57 | 0 |
| Overvotes | 0 | | 0 | 0 | 0 |
| Undervotes | 7 | | 0 | 7 | 0 |

DEM MEMBER OF DEMOCRATIC STATE COMMITTEE

Vote For 2

| | TOTAL | VOTE % | ELECTIO N DAY | MAIL VOTE | PROVISI ONAL |
|-------------------|-------|---------|------------------|--------------|-----------------|
| MIRA LOU THOMPSON | 110 | 96.49% | 54 | 56 | 0 |
| Write-In Totals | 4 | 3.51% | 4 | 0 | 0 |
| Total Votes Cast | 114 | 100.00% | 58 | 56 | 0 |
| Overvotes | 2 | | 2 | 0 | 0 |
| Undervotes | 146 | | 74 | 72 | 0 |

DEM MEMBER OF DEMOCRATIC COUNTY COMMITTEE - MALE Neshannock Twp 4

Vote For 1

| | TOTAL | VOTE % | ELECTIO N DAY | MAIL VOTE | PROVISI ONAL |
|------------------|-------|---------|------------------|--------------|-----------------|
| Write-In Totals | 6 | 100.00% | 3 | 3 | 0 |
| Total Votes Cast | 6 | 100.00% | 3 | 3 | 0 |
| Overvotes | 0 | | 0 | 0 | 0 |
| Undervotes | 125 | | 64 | 61 | 0 |

Neshannock Twp 4

DEM MEMBER OF DEMOCRATIC COUNTY COMMITTEE - FEMALE Neshannock Twp 4

Vote For 1

| | TOTAL | VOTE % | ELECTIO N DAY | MAIL VOTE | PROVISI ONAL |
|------------------|-------|---------|------------------|--------------|-----------------|
| Write-In Totals | 4 | 100.00% | 2 | 2 | 0 |
| Total Votes Cast | 4 | 100.00% | 2 | 2 | 0 |
| Overvotes | 0 | | 0 | 0 | 0 |
| Undervotes | 127 | | 65 | 62 | 0 |

REP UNITED STATES SENATOR

Vote For 1

| | TOTAL | VOTE % | ELECTIO N DAY | MAIL VOTE | PROVISI ONAL |
|------------------|-------|---------|------------------|--------------|-----------------|
| KATHY BARNETTE | 41 | 14.75% | 40 | 1 | 0 |
| MEHMET OZ | 97 | 34.89% | 87 | 10 | 0 |
| GEORGE BOCHETTO | 3 | 1.08% | 0 | 3 | 0 |
| JEFF BARTOS | 13 | 4.68% | 8 | 5 | 0 |
| DAVE MCCORMICK | 103 | 37.05% | 95 | 8 | 0 |
| SEAN GALE | 2 | 0.72% | 1 | 1 | 0 |
| CARLA SANDS | 19 | 6.83% | 18 | 1 | 0 |
| Write-In Totals | 0 | 0.00% | 0 | 0 | 0 |
| Total Votes Cast | 278 | 100.00% | 249 | 29 | 0 |
| Overvotes | 0 | | 0 | 0 | 0 |
| Undervotes | 4 | | 1 | 3 | 0 |

REP GOVERNOR

Vote For 1

| | TOTAL | VOTE % | ELECTIO N DAY | MAIL VOTE | PROVISI ONAL |
|---------------------|-------|---------|------------------|--------------|-----------------|
| LOU BARLETTA | 47 | 16.91% | 39 | 8 | 0 |
| DOUGLAS V MASTRIANO | 131 | 47.12% | 130 | 1 | 0 |
| NCHE ZAMA | 2 | 0.72% | 0 | 2 | 0 |
| DAVE WHITE | 15 | 5.40% | 12 | 3 | 0 |
| MELISSA HART | 28 | 10.07% | 22 | 6 | 0 |
| BILL MCSWAIN | 47 | 16.91% | 39 | 8 | 0 |
| CHARLIE GEROW | 1 | 0.36% | 0 | 1 | 0 |
| JOE GALE | 2 | 0.72% | 2 | 0 | 0 |
| JAKE CORMAN | 4 | 1.44% | 3 | 1 | 0 |
| Write-In Totals | 1 | 0.36% | 1 | 0 | 0 |
| Total Votes Cast | 278 | 100.00% | 248 | 30 | 0 |
| Overvotes | 0 | | 0 | 0 | 0 |
| Undervotes | 4 | | 2 | 2 | 0 |

Neshannock Twp 4

REP LIEUTENANT GOVERNOR

Vote For 1

| | TOTAL | VOTE % | ELECTIO N DAY | MAIL VOTE | PROVISI ONAL |
|-----------------------|-------|---------|------------------|--------------|-----------------|
| CLARICE SCHILLINGER | 5 | 1.81% | 4 | 1 | 0 |
| JAMES EARL JONES | 5 | 1.81% | 5 | 0 | 0 |
| RICK SACCONI | 28 | 10.11% | 26 | 2 | 0 |
| JOHN BROWN | 8 | 2.89% | 7 | 1 | 0 |
| CHRIS FRYE | 143 | 51.62% | 128 | 15 | 0 |
| JEFF COLEMAN | 6 | 2.17% | 4 | 2 | 0 |
| RUSS DIAMOND | 4 | 1.44% | 4 | 0 | 0 |
| CARRIE LEWIS DELROSSO | 55 | 19.86% | 47 | 8 | 0 |
| TEDDY DANIELS | 22 | 7.94% | 21 | 1 | 0 |
| Write-In Totals | 1 | 0.36% | 1 | 0 | 0 |
| Total Votes Cast | 277 | 100.00% | 247 | 30 | 0 |
| Overvotes | 0 | | 0 | 0 | 0 |
| Undervotes | 5 | | 3 | 2 | 0 |

REP REPRESENTATIVE IN CONGRESS 16TH DISTRICT

Vote For 1

| | TOTAL | VOTE % | ELECTIO N DAY | MAIL VOTE | PROVISI ONAL |
|------------------|-------|---------|------------------|--------------|-----------------|
| MIKE KELLY | 251 | 99.21% | 225 | 26 | 0 |
| Write-In Totals | 2 | 0.79% | 2 | 0 | 0 |
| Total Votes Cast | 253 | 100.00% | 227 | 26 | 0 |
| Overvotes | 1 | | 1 | 0 | 0 |
| Undervotes | 28 | | 22 | 6 | 0 |

REP SENATOR IN THE GENERAL ASSEMBLY 50TH DISTRICT

Vote For 1

| | TOTAL | VOTE % | ELECTIO N DAY | MAIL VOTE | PROVISI ONAL |
|------------------|-------|---------|------------------|--------------|-----------------|
| MICHELE BROOKS | 244 | 100.00% | 219 | 25 | 0 |
| Write-In Totals | 0 | 0.00% | 0 | 0 | 0 |
| Total Votes Cast | 244 | 100.00% | 219 | 25 | 0 |
| Overvotes | 0 | | 0 | 0 | 0 |
| Undervotes | 38 | | 31 | 7 | 0 |

REP REPRESENTATIVE IN THE GENERAL ASSEMBLY 9TH DISTRICT

Vote For 1

| | TOTAL | VOTE % | ELECTIO N DAY | MAIL VOTE | PROVISI ONAL |
|-------------------|-------|---------|------------------|--------------|-----------------|
| DARRYL AUDIA | 20 | 7.17% | 17 | 3 | 0 |
| NICK KERIN | 141 | 50.54% | 131 | 10 | 0 |
| MARLA GALLO BROWN | 116 | 41.58% | 99 | 17 | 0 |
| Write-In Totals | 2 | 0.72% | 1 | 1 | 0 |
| Total Votes Cast | 279 | 100.00% | 248 | 31 | 0 |
| Overvotes | 0 | | 0 | 0 | 0 |
| Undervotes | 3 | | 2 | 1 | 0 |

Neshannock Twp 4

REP MEMBER OF REPUBLICAN STATE COMMITTEE

Vote For 2

| | TOTAL | VOTE % | ELECTIO N DAY | MAIL VOTE | PROVISI ONAL |
|------------------|-------|---------|------------------|--------------|-----------------|
| SHERRY J PATTON | 86 | 20.09% | 78 | 8 | 0 |
| JEANIE STEELE | 126 | 29.44% | 115 | 11 | 0 |
| DALE TURNER | 204 | 47.66% | 185 | 19 | 0 |
| Write-In Totals | 12 | 2.80% | 10 | 2 | 0 |
| Total Votes Cast | 428 | 100.00% | 388 | 40 | 0 |
| Overvotes | 0 | | 0 | 0 | 0 |
| Undervotes | 136 | | 112 | 24 | 0 |

Neshannock Twp 5

Statistics

| | TOTAL | ELECTIO N DAY | MAIL VOTE | PROVISI ONAL |
|---------------------------------|--------|------------------|--------------|-----------------|
| Registered Voters - Total | 851 | | | |
| Registered Voters - DEMOCRATIC | 345 | | | |
| Registered Voters - REPUBLICAN | 414 | | | |
| Registered Voters - NONPARTISAN | 92 | | | |
| Ballots Cast - Total | 321 | 234 | 87 | 0 |
| Ballots Cast - DEMOCRATIC | 134 | 70 | 64 | 0 |
| Ballots Cast - REPUBLICAN | 187 | 164 | 23 | 0 |
| Ballots Cast - NONPARTISAN | 0 | 0 | 0 | 0 |
| Ballots Cast - Blank | 0 | 0 | 0 | 0 |
| Voter Turnout - Total | 37.72% | | | |
| Voter Turnout - DEMOCRATIC | 38.84% | | | |
| Voter Turnout - REPUBLICAN | 45.17% | | | |
| Voter Turnout - NONPARTISAN | 0.00% | | | |

DEM UNITED STATES SENATOR

Vote For 1

| | TOTAL | VOTE % | ELECTIO N DAY | MAIL VOTE | PROVISI ONAL |
|------------------|-------|---------|------------------|--------------|-----------------|
| ALEX KHALIL | 1 | 0.76% | 0 | 1 | 0 |
| CONOR LAMB | 53 | 40.46% | 28 | 25 | 0 |
| MALCOLM KENYATTA | 2 | 1.53% | 2 | 0 | 0 |
| JOHN FETTERMAN | 75 | 57.25% | 38 | 37 | 0 |
| Write-In Totals | 0 | 0.00% | 0 | 0 | 0 |
| Total Votes Cast | 131 | 100.00% | 68 | 63 | 0 |
| Overvotes | 2 | | 1 | 1 | 0 |
| Undervotes | 1 | | 1 | 0 | 0 |

DEM GOVERNOR

Vote For 1

| | TOTAL | VOTE % | ELECTIO N DAY | MAIL VOTE | PROVISI ONAL |
|------------------|-------|---------|------------------|--------------|-----------------|
| JOSH SHAPIRO | 126 | 99.21% | 65 | 61 | 0 |
| Write-In Totals | 1 | 0.79% | 1 | 0 | 0 |
| Total Votes Cast | 127 | 100.00% | 66 | 61 | 0 |
| Overvotes | 1 | | 1 | 0 | 0 |
| Undervotes | 6 | | 3 | 3 | 0 |

DEM LIEUTENANT GOVERNOR

Vote For 1

| | TOTAL | VOTE % | ELECTIO N DAY | MAIL VOTE | PROVISI ONAL |
|------------------|-------|---------|------------------|--------------|-----------------|
| AUSTIN DAVIS | 109 | 85.83% | 51 | 58 | 0 |
| RAY SOSA | 9 | 7.09% | 7 | 2 | 0 |
| BRIAN SIMS | 7 | 5.51% | 5 | 2 | 0 |
| Write-In Totals | 2 | 1.57% | 1 | 1 | 0 |
| Total Votes Cast | 127 | 100.00% | 64 | 63 | 0 |
| Overvotes | 0 | | 0 | 0 | 0 |
| Undervotes | 7 | | 6 | 1 | 0 |

Neshannock Twp 5

DEM REPRESENTATIVE IN CONGRESS 16TH DISTRICT

Vote For 1

| | TOTAL | VOTE % | ELECTIO N DAY | MAIL VOTE | PROVISI ONAL |
|------------------|-------|---------|------------------|--------------|-----------------|
| DAN PASTORE | 15 | 11.36% | 11 | 4 | 0 |
| RICK TELESZ | 117 | 88.64% | 57 | 60 | 0 |
| Write-In Totals | 0 | 0.00% | 0 | 0 | 0 |
| Total Votes Cast | 132 | 100.00% | 68 | 64 | 0 |
| Overvotes | 1 | | 1 | 0 | 0 |
| Undervotes | 1 | | 1 | 0 | 0 |

DEM SENATOR IN THE GENERAL ASSEMBLY 50TH DISTRICT

Vote For 1

| | TOTAL | VOTE % | ELECTIO N DAY | MAIL VOTE | PROVISI ONAL |
|------------------|-------|---------|------------------|--------------|-----------------|
| RIANNA CZECH | 118 | 100.00% | 59 | 59 | 0 |
| Write-In Totals | 0 | 0.00% | 0 | 0 | 0 |
| Total Votes Cast | 118 | 100.00% | 59 | 59 | 0 |
| Overvotes | 1 | | 1 | 0 | 0 |
| Undervotes | 15 | | 10 | 5 | 0 |

DEM REPRESENTATIVE IN THE GENERAL ASSEMBLY 9TH DISTRICT

Vote For 1

| | TOTAL | VOTE % | ELECTIO N DAY | MAIL VOTE | PROVISI ONAL |
|------------------|-------|---------|------------------|--------------|-----------------|
| CHRIS SAINATO | 126 | 98.44% | 63 | 63 | 0 |
| Write-In Totals | 2 | 1.56% | 2 | 0 | 0 |
| Total Votes Cast | 128 | 100.00% | 65 | 63 | 0 |
| Overvotes | 1 | | 1 | 0 | 0 |
| Undervotes | 5 | | 4 | 1 | 0 |

DEM MEMBER OF DEMOCRATIC STATE COMMITTEE

Vote For 2

| | TOTAL | VOTE % | ELECTIO N DAY | MAIL VOTE | PROVISI ONAL |
|-------------------|-------|---------|------------------|--------------|-----------------|
| MIRA LOU THOMPSON | 121 | 97.58% | 62 | 59 | 0 |
| Write-In Totals | 3 | 2.42% | 2 | 1 | 0 |
| Total Votes Cast | 124 | 100.00% | 64 | 60 | 0 |
| Overvotes | 0 | | 0 | 0 | 0 |
| Undervotes | 144 | | 76 | 68 | 0 |

DEM MEMBER OF DEMOCRATIC COUNTY COMMITTEE - MALE Neshannock Twp 5

Vote For 1

| | TOTAL | VOTE % | ELECTIO N DAY | MAIL VOTE | PROVISI ONAL |
|------------------|-------|---------|------------------|--------------|-----------------|
| Write-In Totals | 4 | 100.00% | 4 | 0 | 0 |
| Total Votes Cast | 4 | 100.00% | 4 | 0 | 0 |
| Overvotes | 0 | | 0 | 0 | 0 |
| Undervotes | 130 | | 66 | 64 | 0 |

Neshannock Twp 5

DEM MEMBER OF DEMOCRATIC COUNTY COMMITTEE - FEMALE Neshannock Twp 5

Vote For 1

| | TOTAL | VOTE % | ELECTIO N DAY | MAIL VOTE | PROVISI ONAL |
|------------------|-------|---------|------------------|--------------|-----------------|
| Write-In Totals | 6 | 100.00% | 5 | 1 | 0 |
| Total Votes Cast | 6 | 100.00% | 5 | 1 | 0 |
| Overvotes | 0 | | 0 | 0 | 0 |
| Undervotes | 128 | | 65 | 63 | 0 |

REP UNITED STATES SENATOR

Vote For 1

| | TOTAL | VOTE % | ELECTIO N DAY | MAIL VOTE | PROVISI ONAL |
|------------------|-------|---------|------------------|--------------|-----------------|
| KATHY BARNETTE | 33 | 18.13% | 29 | 4 | 0 |
| MEHMET OZ | 72 | 39.56% | 67 | 5 | 0 |
| GEORGE BOCHETTO | 2 | 1.10% | 1 | 1 | 0 |
| JEFF BARTOS | 5 | 2.75% | 1 | 4 | 0 |
| DAVE MCCORMICK | 56 | 30.77% | 55 | 1 | 0 |
| SEAN GALE | 2 | 1.10% | 2 | 0 | 0 |
| CARLA SANDS | 11 | 6.04% | 8 | 3 | 0 |
| Write-In Totals | 1 | 0.55% | 1 | 0 | 0 |
| Total Votes Cast | 182 | 100.00% | 164 | 18 | 0 |
| Overvotes | 0 | | 0 | 0 | 0 |
| Undervotes | 5 | | 0 | 5 | 0 |

REP GOVERNOR

Vote For 1

| | TOTAL | VOTE % | ELECTIO N DAY | MAIL VOTE | PROVISI ONAL |
|---------------------|-------|---------|------------------|--------------|-----------------|
| LOU BARLETTA | 24 | 13.11% | 21 | 3 | 0 |
| DOUGLAS V MASTRIANO | 104 | 56.83% | 101 | 3 | 0 |
| NCHE ZAMA | 2 | 1.09% | 1 | 1 | 0 |
| DAVE WHITE | 8 | 4.37% | 7 | 1 | 0 |
| MELISSA HART | 18 | 9.84% | 11 | 7 | 0 |
| BILL MCSWAIN | 23 | 12.57% | 19 | 4 | 0 |
| CHARLIE GEROW | 0 | 0.00% | 0 | 0 | 0 |
| JOE GALE | 0 | 0.00% | 0 | 0 | 0 |
| JAKE CORMAN | 4 | 2.19% | 3 | 1 | 0 |
| Write-In Totals | 0 | 0.00% | 0 | 0 | 0 |
| Total Votes Cast | 183 | 100.00% | 163 | 20 | 0 |
| Overvotes | 0 | | 0 | 0 | 0 |
| Undervotes | 4 | | 1 | 3 | 0 |

Neshannock Twp 5

REP LIEUTENANT GOVERNOR

Vote For 1

| | TOTAL | VOTE % | ELECTIO N DAY | MAIL VOTE | PROVISI ONAL |
|-----------------------|-------|---------|------------------|--------------|-----------------|
| CLARICE SCHILLINGER | 4 | 2.29% | 4 | 0 | 0 |
| JAMES EARL JONES | 7 | 4.00% | 7 | 0 | 0 |
| RICK SACCONI | 20 | 11.43% | 18 | 2 | 0 |
| JOHN BROWN | 3 | 1.71% | 3 | 0 | 0 |
| CHRIS FRYE | 88 | 50.29% | 76 | 12 | 0 |
| JEFF COLEMAN | 5 | 2.86% | 3 | 2 | 0 |
| RUSS DIAMOND | 3 | 1.71% | 3 | 0 | 0 |
| CARRIE LEWIS DELROSSO | 40 | 22.86% | 37 | 3 | 0 |
| TEDDY DANIELS | 5 | 2.86% | 5 | 0 | 0 |
| Write-In Totals | 0 | 0.00% | 0 | 0 | 0 |
| Total Votes Cast | 175 | 100.00% | 156 | 19 | 0 |
| Overvotes | 0 | | 0 | 0 | 0 |
| Undervotes | 12 | | 8 | 4 | 0 |

REP REPRESENTATIVE IN CONGRESS 16TH DISTRICT

Vote For 1

| | TOTAL | VOTE % | ELECTIO N DAY | MAIL VOTE | PROVISI ONAL |
|------------------|-------|---------|------------------|--------------|-----------------|
| MIKE KELLY | 171 | 99.42% | 151 | 20 | 0 |
| Write-In Totals | 1 | 0.58% | 0 | 1 | 0 |
| Total Votes Cast | 172 | 100.00% | 151 | 21 | 0 |
| Overvotes | 0 | | 0 | 0 | 0 |
| Undervotes | 15 | | 13 | 2 | 0 |

REP SENATOR IN THE GENERAL ASSEMBLY 50TH DISTRICT

Vote For 1

| | TOTAL | VOTE % | ELECTIO N DAY | MAIL VOTE | PROVISI ONAL |
|------------------|-------|---------|------------------|--------------|-----------------|
| MICHELE BROOKS | 156 | 100.00% | 137 | 19 | 0 |
| Write-In Totals | 0 | 0.00% | 0 | 0 | 0 |
| Total Votes Cast | 156 | 100.00% | 137 | 19 | 0 |
| Overvotes | 0 | | 0 | 0 | 0 |
| Undervotes | 31 | | 27 | 4 | 0 |

REP REPRESENTATIVE IN THE GENERAL ASSEMBLY 9TH DISTRICT

Vote For 1

| | TOTAL | VOTE % | ELECTIO N DAY | MAIL VOTE | PROVISI ONAL |
|-------------------|-------|---------|------------------|--------------|-----------------|
| DARRYL AUDIA | 34 | 18.68% | 28 | 6 | 0 |
| NICK KERIN | 84 | 46.15% | 76 | 8 | 0 |
| MARLA GALLO BROWN | 64 | 35.16% | 58 | 6 | 0 |
| Write-In Totals | 0 | 0.00% | 0 | 0 | 0 |
| Total Votes Cast | 182 | 100.00% | 162 | 20 | 0 |
| Overvotes | 0 | | 0 | 0 | 0 |
| Undervotes | 5 | | 2 | 3 | 0 |

Neshannock Twp 5

REP MEMBER OF REPUBLICAN STATE COMMITTEE

Vote For 2

| | TOTAL | VOTE % | ELECTIO N DAY | MAIL VOTE | PROVISI ONAL |
|------------------|-------|---------|------------------|--------------|-----------------|
| SHERRY J PATTON | 68 | 23.94% | 56 | 12 | 0 |
| JEANIE STEELE | 76 | 26.76% | 66 | 10 | 0 |
| DALE TURNER | 140 | 49.30% | 124 | 16 | 0 |
| Write-In Totals | 0 | 0.00% | 0 | 0 | 0 |
| Total Votes Cast | 284 | 100.00% | 246 | 38 | 0 |
| Overvotes | 0 | | 0 | 0 | 0 |
| Undervotes | 90 | | 82 | 8 | 0 |

Neshannock Twp 6

Statistics

| | TOTAL | ELECTIO N DAY | MAIL VOTE | PROVISI ONAL |
|---------------------------------|--------|------------------|--------------|-----------------|
| Registered Voters - Total | 790 | | | |
| Registered Voters - DEMOCRATIC | 301 | | | |
| Registered Voters - REPUBLICAN | 394 | | | |
| Registered Voters - NONPARTISAN | 95 | | | |
| Ballots Cast - Total | 297 | 246 | 51 | 0 |
| Ballots Cast - DEMOCRATIC | 122 | 88 | 34 | 0 |
| Ballots Cast - REPUBLICAN | 175 | 158 | 17 | 0 |
| Ballots Cast - NONPARTISAN | 0 | 0 | 0 | 0 |
| Ballots Cast - Blank | 1 | 1 | 0 | 0 |
| Voter Turnout - Total | 37.59% | | | |
| Voter Turnout - DEMOCRATIC | 40.53% | | | |
| Voter Turnout - REPUBLICAN | 44.42% | | | |
| Voter Turnout - NONPARTISAN | 0.00% | | | |

DEM UNITED STATES SENATOR

Vote For 1

| | TOTAL | VOTE % | ELECTIO N DAY | MAIL VOTE | PROVISI ONAL |
|------------------|-------|---------|------------------|--------------|-----------------|
| ALEX KHALIL | 5 | 4.17% | 2 | 3 | 0 |
| CONOR LAMB | 35 | 29.17% | 22 | 13 | 0 |
| MALCOLM KENYATTA | 1 | 0.83% | 1 | 0 | 0 |
| JOHN FETTERMAN | 74 | 61.67% | 56 | 18 | 0 |
| Write-In Totals | 5 | 4.17% | 5 | 0 | 0 |
| Total Votes Cast | 120 | 100.00% | 86 | 34 | 0 |
| Overvotes | 0 | | 0 | 0 | 0 |
| Undervotes | 2 | | 2 | 0 | 0 |

DEM GOVERNOR

Vote For 1

| | TOTAL | VOTE % | ELECTIO N DAY | MAIL VOTE | PROVISI ONAL |
|------------------|-------|---------|------------------|--------------|-----------------|
| JOSH SHAPIRO | 108 | 93.91% | 75 | 33 | 0 |
| Write-In Totals | 7 | 6.09% | 6 | 1 | 0 |
| Total Votes Cast | 115 | 100.00% | 81 | 34 | 0 |
| Overvotes | 0 | | 0 | 0 | 0 |
| Undervotes | 7 | | 7 | 0 | 0 |

DEM LIEUTENANT GOVERNOR

Vote For 1

| | TOTAL | VOTE % | ELECTIO N DAY | MAIL VOTE | PROVISI ONAL |
|------------------|-------|---------|------------------|--------------|-----------------|
| AUSTIN DAVIS | 74 | 69.16% | 51 | 23 | 0 |
| RAY SOSA | 13 | 12.15% | 10 | 3 | 0 |
| BRIAN SIMS | 14 | 13.08% | 10 | 4 | 0 |
| Write-In Totals | 6 | 5.61% | 6 | 0 | 0 |
| Total Votes Cast | 107 | 100.00% | 77 | 30 | 0 |
| Overvotes | 0 | | 0 | 0 | 0 |
| Undervotes | 15 | | 11 | 4 | 0 |

Neshannock Twp 6

DEM REPRESENTATIVE IN CONGRESS 16TH DISTRICT

Vote For 1

| | TOTAL | VOTE % | ELECTIO N DAY | MAIL VOTE | PROVISI ONAL |
|------------------|-------|---------|------------------|--------------|-----------------|
| DAN PASTORE | 18 | 15.52% | 13 | 5 | 0 |
| RICK TELESZ | 95 | 81.90% | 67 | 28 | 0 |
| Write-In Totals | 3 | 2.59% | 3 | 0 | 0 |
| Total Votes Cast | 116 | 100.00% | 83 | 33 | 0 |
| Overvotes | 0 | | 0 | 0 | 0 |
| Undervotes | 6 | | 5 | 1 | 0 |

DEM SENATOR IN THE GENERAL ASSEMBLY 50TH DISTRICT

Vote For 1

| | TOTAL | VOTE % | ELECTIO N DAY | MAIL VOTE | PROVISI ONAL |
|------------------|-------|---------|------------------|--------------|-----------------|
| RIANNA CZECH | 91 | 95.79% | 65 | 26 | 0 |
| Write-In Totals | 4 | 4.21% | 4 | 0 | 0 |
| Total Votes Cast | 95 | 100.00% | 69 | 26 | 0 |
| Overvotes | 0 | | 0 | 0 | 0 |
| Undervotes | 27 | | 19 | 8 | 0 |

DEM REPRESENTATIVE IN THE GENERAL ASSEMBLY 9TH DISTRICT

Vote For 1

| | TOTAL | VOTE % | ELECTIO N DAY | MAIL VOTE | PROVISI ONAL |
|------------------|-------|---------|------------------|--------------|-----------------|
| CHRIS SAINATO | 107 | 96.40% | 76 | 31 | 0 |
| Write-In Totals | 4 | 3.60% | 4 | 0 | 0 |
| Total Votes Cast | 111 | 100.00% | 80 | 31 | 0 |
| Overvotes | 0 | | 0 | 0 | 0 |
| Undervotes | 11 | | 8 | 3 | 0 |

DEM MEMBER OF DEMOCRATIC STATE COMMITTEE

Vote For 2

| | TOTAL | VOTE % | ELECTIO N DAY | MAIL VOTE | PROVISI ONAL |
|-------------------|-------|---------|------------------|--------------|-----------------|
| MIRA LOU THOMPSON | 103 | 93.64% | 74 | 29 | 0 |
| Write-In Totals | 7 | 6.36% | 7 | 0 | 0 |
| Total Votes Cast | 110 | 100.00% | 81 | 29 | 0 |
| Overvotes | 0 | | 0 | 0 | 0 |
| Undervotes | 134 | | 95 | 39 | 0 |

DEM MEMBER OF DEMOCRATIC COUNTY COMMITTEE - MALE Neshannock Twp 6

Vote For 1

| | TOTAL | VOTE % | ELECTIO N DAY | MAIL VOTE | PROVISI ONAL |
|------------------|-------|---------|------------------|--------------|-----------------|
| Write-In Totals | 5 | 100.00% | 5 | 0 | 0 |
| Total Votes Cast | 5 | 100.00% | 5 | 0 | 0 |
| Overvotes | 0 | | 0 | 0 | 0 |
| Undervotes | 117 | | 83 | 34 | 0 |

Neshannock Twp 6

DEM MEMBER OF DEMOCRATIC COUNTY COMMITTEE - FEMALE Neshannock Twp 6

Vote For 1

| | TOTAL | VOTE % | ELECTIO N DAY | MAIL VOTE | PROVISI ONAL |
|------------------|-------|---------|------------------|--------------|-----------------|
| Write-In Totals | 9 | 100.00% | 8 | 1 | 0 |
| Total Votes Cast | 9 | 100.00% | 8 | 1 | 0 |
| Overvotes | 0 | | 0 | 0 | 0 |
| Undervotes | 113 | | 80 | 33 | 0 |

REP UNITED STATES SENATOR

Vote For 1

| | TOTAL | VOTE % | ELECTIO N DAY | MAIL VOTE | PROVISI ONAL |
|------------------|-------|---------|------------------|--------------|-----------------|
| KATHY BARNETTE | 37 | 21.39% | 36 | 1 | 0 |
| MEHMET OZ | 54 | 31.21% | 49 | 5 | 0 |
| GEORGE BOCHETTO | 1 | 0.58% | 1 | 0 | 0 |
| JEFF BARTOS | 5 | 2.89% | 4 | 1 | 0 |
| DAVE MCCORMICK | 59 | 34.10% | 53 | 6 | 0 |
| SEAN GALE | 1 | 0.58% | 1 | 0 | 0 |
| CARLA SANDS | 15 | 8.67% | 13 | 2 | 0 |
| Write-In Totals | 1 | 0.58% | 0 | 1 | 0 |
| Total Votes Cast | 173 | 100.00% | 157 | 16 | 0 |
| Overvotes | 0 | | 0 | 0 | 0 |
| Undervotes | 2 | | 1 | 1 | 0 |

REP GOVERNOR

Vote For 1

| | TOTAL | VOTE % | ELECTIO N DAY | MAIL VOTE | PROVISI ONAL |
|---------------------|-------|---------|------------------|--------------|-----------------|
| LOU BARLETTA | 17 | 9.88% | 16 | 1 | 0 |
| DOUGLAS V MASTRIANO | 75 | 43.60% | 74 | 1 | 0 |
| NCHE ZAMA | 2 | 1.16% | 2 | 0 | 0 |
| DAVE WHITE | 10 | 5.81% | 9 | 1 | 0 |
| MELISSA HART | 23 | 13.37% | 16 | 7 | 0 |
| BILL MCSWAIN | 35 | 20.35% | 31 | 4 | 0 |
| CHARLIE GEROW | 1 | 0.58% | 1 | 0 | 0 |
| JOE GALE | 3 | 1.74% | 3 | 0 | 0 |
| JAKE CORMAN | 4 | 2.33% | 3 | 1 | 0 |
| Write-In Totals | 2 | 1.16% | 1 | 1 | 0 |
| Total Votes Cast | 172 | 100.00% | 156 | 16 | 0 |
| Overvotes | 0 | | 0 | 0 | 0 |
| Undervotes | 3 | | 2 | 1 | 0 |

Neshannock Twp 6

REP LIEUTENANT GOVERNOR

Vote For 1

| | TOTAL | VOTE % | ELECTIO N DAY | MAIL VOTE | PROVISI ONAL |
|-----------------------|-------|---------|------------------|--------------|-----------------|
| CLARICE SCHILLINGER | 0 | 0.00% | 0 | 0 | 0 |
| JAMES EARL JONES | 2 | 1.20% | 2 | 0 | 0 |
| RICK SACCONI | 18 | 10.84% | 16 | 2 | 0 |
| JOHN BROWN | 1 | 0.60% | 1 | 0 | 0 |
| CHRIS FRYE | 86 | 51.81% | 75 | 11 | 0 |
| JEFF COLEMAN | 8 | 4.82% | 8 | 0 | 0 |
| RUSS DIAMOND | 1 | 0.60% | 1 | 0 | 0 |
| CARRIE LEWIS DELROSSO | 33 | 19.88% | 33 | 0 | 0 |
| TEDDY DANIELS | 16 | 9.64% | 16 | 0 | 0 |
| Write-In Totals | 1 | 0.60% | 1 | 0 | 0 |
| Total Votes Cast | 166 | 100.00% | 153 | 13 | 0 |
| Overvotes | 4 | | 0 | 4 | 0 |
| Undervotes | 5 | | 5 | 0 | 0 |

REP REPRESENTATIVE IN CONGRESS 16TH DISTRICT

Vote For 1

| | TOTAL | VOTE % | ELECTIO N DAY | MAIL VOTE | PROVISI ONAL |
|------------------|-------|---------|------------------|--------------|-----------------|
| MIKE KELLY | 156 | 98.11% | 140 | 16 | 0 |
| Write-In Totals | 3 | 1.89% | 2 | 1 | 0 |
| Total Votes Cast | 159 | 100.00% | 142 | 17 | 0 |
| Overvotes | 0 | | 0 | 0 | 0 |
| Undervotes | 16 | | 16 | 0 | 0 |

REP SENATOR IN THE GENERAL ASSEMBLY 50TH DISTRICT

Vote For 1

| | TOTAL | VOTE % | ELECTIO N DAY | MAIL VOTE | PROVISI ONAL |
|------------------|-------|---------|------------------|--------------|-----------------|
| MICHELE BROOKS | 150 | 99.34% | 133 | 17 | 0 |
| Write-In Totals | 1 | 0.66% | 1 | 0 | 0 |
| Total Votes Cast | 151 | 100.00% | 134 | 17 | 0 |
| Overvotes | 0 | | 0 | 0 | 0 |
| Undervotes | 24 | | 24 | 0 | 0 |

REP REPRESENTATIVE IN THE GENERAL ASSEMBLY 9TH DISTRICT

Vote For 1

| | TOTAL | VOTE % | ELECTIO N DAY | MAIL VOTE | PROVISI ONAL |
|-------------------|-------|---------|------------------|--------------|-----------------|
| DARRYL AUDIA | 16 | 9.41% | 11 | 5 | 0 |
| NICK KERIN | 115 | 67.65% | 104 | 11 | 0 |
| MARLA GALLO BROWN | 36 | 21.18% | 36 | 0 | 0 |
| Write-In Totals | 3 | 1.76% | 2 | 1 | 0 |
| Total Votes Cast | 170 | 100.00% | 153 | 17 | 0 |
| Overvotes | 0 | | 0 | 0 | 0 |
| Undervotes | 5 | | 5 | 0 | 0 |

Neshannock Twp 6

REP MEMBER OF REPUBLICAN STATE COMMITTEE

Vote For 2

| | TOTAL | VOTE % | ELECTIO N DAY | MAIL VOTE | PROVISI ONAL |
|------------------|-------|---------|------------------|--------------|-----------------|
| SHERRY J PATTON | 57 | 21.84% | 50 | 7 | 0 |
| JEANIE STEELE | 69 | 26.44% | 61 | 8 | 0 |
| DALE TURNER | 131 | 50.19% | 120 | 11 | 0 |
| Write-In Totals | 4 | 1.53% | 4 | 0 | 0 |
| Total Votes Cast | 261 | 100.00% | 235 | 26 | 0 |
| Overvotes | 4 | | 0 | 4 | 0 |
| Undervotes | 85 | | 81 | 4 | 0 |

Neshannock Twp 7

Statistics

| | TOTAL | ELECTIO N DAY | MAIL VOTE | PROVISI ONAL |
|---------------------------------|--------|------------------|--------------|-----------------|
| Registered Voters - Total | 1,008 | | | |
| Registered Voters - DEMOCRATIC | 395 | | | |
| Registered Voters - REPUBLICAN | 530 | | | |
| Registered Voters - NONPARTISAN | 83 | | | |
| Ballots Cast - Total | 448 | 304 | 144 | 0 |
| Ballots Cast - DEMOCRATIC | 174 | 85 | 89 | 0 |
| Ballots Cast - REPUBLICAN | 274 | 219 | 55 | 0 |
| Ballots Cast - NONPARTISAN | 0 | 0 | 0 | 0 |
| Ballots Cast - Blank | 1 | 1 | 0 | 0 |
| Voter Turnout - Total | 44.44% | | | |
| Voter Turnout - DEMOCRATIC | 44.05% | | | |
| Voter Turnout - REPUBLICAN | 51.70% | | | |
| Voter Turnout - NONPARTISAN | 0.00% | | | |

DEM UNITED STATES SENATOR

Vote For 1

| | TOTAL | VOTE % | ELECTIO N DAY | MAIL VOTE | PROVISI ONAL |
|------------------|-------|---------|------------------|--------------|-----------------|
| ALEX KHALIL | 5 | 2.92% | 1 | 4 | 0 |
| CONOR LAMB | 80 | 46.78% | 35 | 45 | 0 |
| MALCOLM KENYATTA | 2 | 1.17% | 2 | 0 | 0 |
| JOHN FETTERMAN | 82 | 47.95% | 43 | 39 | 0 |
| Write-In Totals | 2 | 1.17% | 2 | 0 | 0 |
| Total Votes Cast | 171 | 100.00% | 83 | 88 | 0 |
| Overvotes | 0 | | 0 | 0 | 0 |
| Undervotes | 3 | | 2 | 1 | 0 |

DEM GOVERNOR

Vote For 1

| | TOTAL | VOTE % | ELECTIO N DAY | MAIL VOTE | PROVISI ONAL |
|------------------|-------|---------|------------------|--------------|-----------------|
| JOSH SHAPIRO | 166 | 98.22% | 79 | 87 | 0 |
| Write-In Totals | 3 | 1.78% | 3 | 0 | 0 |
| Total Votes Cast | 169 | 100.00% | 82 | 87 | 0 |
| Overvotes | 0 | | 0 | 0 | 0 |
| Undervotes | 5 | | 3 | 2 | 0 |

DEM LIEUTENANT GOVERNOR

Vote For 1

| | TOTAL | VOTE % | ELECTIO N DAY | MAIL VOTE | PROVISI ONAL |
|------------------|-------|---------|------------------|--------------|-----------------|
| AUSTIN DAVIS | 127 | 80.89% | 59 | 68 | 0 |
| RAY SOSA | 13 | 8.28% | 6 | 7 | 0 |
| BRIAN SIMS | 13 | 8.28% | 7 | 6 | 0 |
| Write-In Totals | 4 | 2.55% | 4 | 0 | 0 |
| Total Votes Cast | 157 | 100.00% | 76 | 81 | 0 |
| Overvotes | 0 | | 0 | 0 | 0 |
| Undervotes | 17 | | 9 | 8 | 0 |

Neshannock Twp 7

DEM REPRESENTATIVE IN CONGRESS 16TH DISTRICT

Vote For 1

| | TOTAL | VOTE % | ELECTIO N DAY | MAIL VOTE | PROVISI ONAL |
|------------------|-------|---------|------------------|--------------|-----------------|
| DAN PASTORE | 32 | 19.05% | 14 | 18 | 0 |
| RICK TELESZ | 134 | 79.76% | 66 | 68 | 0 |
| Write-In Totals | 2 | 1.19% | 2 | 0 | 0 |
| Total Votes Cast | 168 | 100.00% | 82 | 86 | 0 |
| Overvotes | 0 | | 0 | 0 | 0 |
| Undervotes | 6 | | 3 | 3 | 0 |

DEM SENATOR IN THE GENERAL ASSEMBLY 50TH DISTRICT

Vote For 1

| | TOTAL | VOTE % | ELECTIO N DAY | MAIL VOTE | PROVISI ONAL |
|------------------|-------|---------|------------------|--------------|-----------------|
| RIANNA CZECH | 139 | 97.20% | 62 | 77 | 0 |
| Write-In Totals | 4 | 2.80% | 4 | 0 | 0 |
| Total Votes Cast | 143 | 100.00% | 66 | 77 | 0 |
| Overvotes | 0 | | 0 | 0 | 0 |
| Undervotes | 31 | | 19 | 12 | 0 |

DEM REPRESENTATIVE IN THE GENERAL ASSEMBLY 9TH DISTRICT

Vote For 1

| | TOTAL | VOTE % | ELECTIO N DAY | MAIL VOTE | PROVISI ONAL |
|------------------|-------|---------|------------------|--------------|-----------------|
| CHRIS SAINATO | 157 | 97.52% | 72 | 85 | 0 |
| Write-In Totals | 4 | 2.48% | 4 | 0 | 0 |
| Total Votes Cast | 161 | 100.00% | 76 | 85 | 0 |
| Overvotes | 0 | | 0 | 0 | 0 |
| Undervotes | 13 | | 9 | 4 | 0 |

DEM MEMBER OF DEMOCRATIC STATE COMMITTEE

Vote For 2

| | TOTAL | VOTE % | ELECTIO N DAY | MAIL VOTE | PROVISI ONAL |
|-------------------|-------|---------|------------------|--------------|-----------------|
| MIRA LOU THOMPSON | 150 | 98.04% | 73 | 77 | 0 |
| Write-In Totals | 3 | 1.96% | 3 | 0 | 0 |
| Total Votes Cast | 153 | 100.00% | 76 | 77 | 0 |
| Overvotes | 0 | | 0 | 0 | 0 |
| Undervotes | 195 | | 94 | 101 | 0 |

DEM MEMBER OF DEMOCRATIC COUNTY COMMITTEE - MALE Neshannock Twp 7

Vote For 1

| | TOTAL | VOTE % | ELECTIO N DAY | MAIL VOTE | PROVISI ONAL |
|------------------|-------|---------|------------------|--------------|-----------------|
| Write-In Totals | 9 | 100.00% | 7 | 2 | 0 |
| Total Votes Cast | 9 | 100.00% | 7 | 2 | 0 |
| Overvotes | 0 | | 0 | 0 | 0 |
| Undervotes | 165 | | 78 | 87 | 0 |

Neshannock Twp 7

DEM MEMBER OF DEMOCRATIC COUNTY COMMITTEE - FEMALE Neshannock Twp 7

Vote For 1

| | TOTAL | VOTE % | ELECTIO N DAY | MAIL VOTE | PROVISI ONAL |
|------------------|-------|---------|------------------|--------------|-----------------|
| Write-In Totals | 8 | 100.00% | 6 | 2 | 0 |
| Total Votes Cast | 8 | 100.00% | 6 | 2 | 0 |
| Overvotes | 0 | | 0 | 0 | 0 |
| Undervotes | 166 | | 79 | 87 | 0 |

REP UNITED STATES SENATOR

Vote For 1

| | TOTAL | VOTE % | ELECTIO N DAY | MAIL VOTE | PROVISI ONAL |
|------------------|-------|---------|------------------|--------------|-----------------|
| KATHY BARNETTE | 45 | 16.85% | 34 | 11 | 0 |
| MEHMET OZ | 102 | 38.20% | 84 | 18 | 0 |
| GEORGE BOCHETTO | 0 | 0.00% | 0 | 0 | 0 |
| JEFF BARTOS | 5 | 1.87% | 4 | 1 | 0 |
| DAVE MCCORMICK | 99 | 37.08% | 82 | 17 | 0 |
| SEAN GALE | 2 | 0.75% | 2 | 0 | 0 |
| CARLA SANDS | 13 | 4.87% | 9 | 4 | 0 |
| Write-In Totals | 1 | 0.37% | 1 | 0 | 0 |
| Total Votes Cast | 267 | 100.00% | 216 | 51 | 0 |
| Overvotes | 0 | | 0 | 0 | 0 |
| Undervotes | 6 | | 2 | 4 | 0 |

REP GOVERNOR

Vote For 1

| | TOTAL | VOTE % | ELECTIO N DAY | MAIL VOTE | PROVISI ONAL |
|---------------------|-------|---------|------------------|--------------|-----------------|
| LOU BARLETTA | 28 | 10.41% | 28 | 0 | 0 |
| DOUGLAS V MASTRIANO | 109 | 40.52% | 99 | 10 | 0 |
| NCHE ZAMA | 1 | 0.37% | 1 | 0 | 0 |
| DAVE WHITE | 26 | 9.67% | 15 | 11 | 0 |
| MELISSA HART | 39 | 14.50% | 24 | 15 | 0 |
| BILL MCSWAIN | 63 | 23.42% | 49 | 14 | 0 |
| CHARLIE GEROW | 0 | 0.00% | 0 | 0 | 0 |
| JOE GALE | 1 | 0.37% | 0 | 1 | 0 |
| JAKE CORMAN | 2 | 0.74% | 0 | 2 | 0 |
| Write-In Totals | 0 | 0.00% | 0 | 0 | 0 |
| Total Votes Cast | 269 | 100.00% | 216 | 53 | 0 |
| Overvotes | 0 | | 0 | 0 | 0 |
| Undervotes | 5 | | 3 | 2 | 0 |

Neshannock Twp 7

REP LIEUTENANT GOVERNOR

Vote For 1

| | TOTAL | VOTE % | ELECTIO N DAY | MAIL VOTE | PROVISI ONAL |
|-----------------------|-------|---------|------------------|--------------|-----------------|
| CLARICE SCHILLINGER | 3 | 1.13% | 3 | 0 | 0 |
| JAMES EARL JONES | 5 | 1.88% | 3 | 2 | 0 |
| RICK SACCONI | 24 | 9.02% | 18 | 6 | 0 |
| JOHN BROWN | 1 | 0.38% | 0 | 1 | 0 |
| CHRIS FRYE | 150 | 56.39% | 122 | 28 | 0 |
| JEFF COLEMAN | 5 | 1.88% | 4 | 1 | 0 |
| RUSS DIAMOND | 4 | 1.50% | 4 | 0 | 0 |
| CARRIE LEWIS DELROSSO | 63 | 23.68% | 51 | 12 | 0 |
| TEDDY DANIELS | 11 | 4.14% | 8 | 3 | 0 |
| Write-In Totals | 0 | 0.00% | 0 | 0 | 0 |
| Total Votes Cast | 266 | 100.00% | 213 | 53 | 0 |
| Overvotes | 1 | | 0 | 1 | 0 |
| Undervotes | 7 | | 6 | 1 | 0 |

REP REPRESENTATIVE IN CONGRESS 16TH DISTRICT

Vote For 1

| | TOTAL | VOTE % | ELECTIO N DAY | MAIL VOTE | PROVISI ONAL |
|------------------|-------|---------|------------------|--------------|-----------------|
| MIKE KELLY | 256 | 99.22% | 205 | 51 | 0 |
| Write-In Totals | 2 | 0.78% | 0 | 2 | 0 |
| Total Votes Cast | 258 | 100.00% | 205 | 53 | 0 |
| Overvotes | 0 | | 0 | 0 | 0 |
| Undervotes | 16 | | 14 | 2 | 0 |

REP SENATOR IN THE GENERAL ASSEMBLY 50TH DISTRICT

Vote For 1

| | TOTAL | VOTE % | ELECTIO N DAY | MAIL VOTE | PROVISI ONAL |
|------------------|-------|---------|------------------|--------------|-----------------|
| MICHELE BROOKS | 251 | 100.00% | 198 | 53 | 0 |
| Write-In Totals | 0 | 0.00% | 0 | 0 | 0 |
| Total Votes Cast | 251 | 100.00% | 198 | 53 | 0 |
| Overvotes | 0 | | 0 | 0 | 0 |
| Undervotes | 23 | | 21 | 2 | 0 |

REP REPRESENTATIVE IN THE GENERAL ASSEMBLY 9TH DISTRICT






Vote For 1

| | TOTAL | VOTE % | ELECTIO N DAY | MAIL VOTE | PROVISI ONAL |
|-------------------|-------|---------|------------------|--------------|-----------------|
| DARRYL AUDIA | 26 | 9.52% | 17 | 9 | 0 |
| NICK KERIN | 151 | 55.31% | 121 | 30 | 0 |
| MARLA GALLO BROWN | 96 | 35.16% | 80 | 16 | 0 |
| Write-In Totals | 0 | 0.00% | 0 | 0 | 0 |
| Total Votes Cast | 273 | 100.00% | 218 | 55 | 0 |
| Overvotes | 0 | | 0 | 0 | 0 |
| Undervotes | 1 | | 1 | 0 | 0 |

Neshannock Twp 7

REP MEMBER OF REPUBLICAN STATE COMMITTEE

Vote For 2

| | TOTAL | VOTE % | ELECTIO N DAY | MAIL VOTE | PROVISI ONAL |
|------------------|-------|---|------------------|--------------|-----------------|
| SHERRY J PATTON | 108 | 24.71%  | 84 | 24 | 0 |
| JEANIE STEELE | 109 | 24.94%  | 94 | 15 | 0 |
| DALE TURNER | 216 | 49.43%  | 172 | 44 | 0 |
| Write-In Totals | 4 | 0.92%  | 2 | 2 | 0 |
| Total Votes Cast | 437 | 100.00%  | 352 | 85 | 0 |
| Overvotes | 4 | | 0 | 4 | 0 |
| Undervotes | 107 | | 86 | 21 | 0 |

Neshannock Twp 8

Statistics

| | TOTAL | ELECTIO N DAY | MAIL VOTE | PROVISI ONAL |
|---------------------------------|--------|------------------|--------------|-----------------|
| Registered Voters - Total | 1,039 | | | |
| Registered Voters - DEMOCRATIC | 413 | | | |
| Registered Voters - REPUBLICAN | 522 | | | |
| Registered Voters - NONPARTISAN | 104 | | | |
| Ballots Cast - Total | 423 | 285 | 137 | 1 |
| Ballots Cast - DEMOCRATIC | 183 | 80 | 102 | 1 |
| Ballots Cast - REPUBLICAN | 240 | 205 | 35 | 0 |
| Ballots Cast - NONPARTISAN | 0 | 0 | 0 | 0 |
| Ballots Cast - Blank | 1 | 1 | 0 | 0 |
| Voter Turnout - Total | 40.71% | | | |
| Voter Turnout - DEMOCRATIC | 44.31% | | | |
| Voter Turnout - REPUBLICAN | 45.98% | | | |
| Voter Turnout - NONPARTISAN | 0.00% | | | |

DEM UNITED STATES SENATOR

Vote For 1

| | TOTAL | VOTE % | ELECTIO N DAY | MAIL VOTE | PROVISI ONAL |
|------------------|-------|---------|------------------|--------------|-----------------|
| ALEX KHALIL | 2 | 1.11% | 2 | 0 | 0 |
| CONOR LAMB | 78 | 43.33% | 30 | 48 | 0 |
| MALCOLM KENYATTA | 3 | 1.67% | 1 | 2 | 0 |
| JOHN FETTERMAN | 96 | 53.33% | 44 | 51 | 1 |
| Write-In Totals | 1 | 0.56% | 1 | 0 | 0 |
| Total Votes Cast | 180 | 100.00% | 78 | 101 | 1 |
| Overvotes | 0 | | 0 | 0 | 0 |
| Undervotes | 3 | | 2 | 1 | 0 |

DEM GOVERNOR

Vote For 1

| | TOTAL | VOTE % | ELECTIO N DAY | MAIL VOTE | PROVISI ONAL |
|------------------|-------|---------|------------------|--------------|-----------------|
| JOSH SHAPIRO | 175 | 98.31% | 74 | 100 | 1 |
| Write-In Totals | 3 | 1.69% | 3 | 0 | 0 |
| Total Votes Cast | 178 | 100.00% | 77 | 100 | 1 |
| Overvotes | 0 | | 0 | 0 | 0 |
| Undervotes | 5 | | 3 | 2 | 0 |

DEM LIEUTENANT GOVERNOR

Vote For 1

| | TOTAL | VOTE % | ELECTIO N DAY | MAIL VOTE | PROVISI ONAL |
|------------------|-------|---------|------------------|--------------|-----------------|
| AUSTIN DAVIS | 151 | 85.80% | 62 | 89 | 0 |
| RAY SOSA | 10 | 5.68% | 5 | 5 | 0 |
| BRIAN SIMS | 14 | 7.95% | 7 | 6 | 1 |
| Write-In Totals | 1 | 0.57% | 1 | 0 | 0 |
| Total Votes Cast | 176 | 100.00% | 75 | 100 | 1 |
| Overvotes | 1 | | 1 | 0 | 0 |
| Undervotes | 6 | | 4 | 2 | 0 |

Neshannock Twp 8

DEM REPRESENTATIVE IN CONGRESS 16TH DISTRICT

Vote For 1

| | TOTAL | VOTE % | ELECTIO N DAY | MAIL VOTE | PROVISI ONAL |
|------------------|-------|---------|------------------|--------------|-----------------|
| DAN PASTORE | 20 | 11.17% | 8 | 11 | 1 |
| RICK TELESZ | 159 | 88.83% | 68 | 91 | 0 |
| Write-In Totals | 0 | 0.00% | 0 | 0 | 0 |
| Total Votes Cast | 179 | 100.00% | 76 | 102 | 1 |
| Overvotes | 0 | | 0 | 0 | 0 |
| Undervotes | 4 | | 4 | 0 | 0 |

DEM SENATOR IN THE GENERAL ASSEMBLY 50TH DISTRICT

Vote For 1

| | TOTAL | VOTE % | ELECTIO N DAY | MAIL VOTE | PROVISI ONAL |
|------------------|-------|---------|------------------|--------------|-----------------|
| RIANNA CZECH | 166 | 100.00% | 66 | 99 | 1 |
| Write-In Totals | 0 | 0.00% | 0 | 0 | 0 |
| Total Votes Cast | 166 | 100.00% | 66 | 99 | 1 |
| Overvotes | 0 | | 0 | 0 | 0 |
| Undervotes | 17 | | 14 | 3 | 0 |

DEM REPRESENTATIVE IN THE GENERAL ASSEMBLY 9TH DISTRICT

Vote For 1

| | TOTAL | VOTE % | ELECTIO N DAY | MAIL VOTE | PROVISI ONAL |
|------------------|-------|---------|------------------|--------------|-----------------|
| CHRIS SAINATO | 175 | 97.77% | 74 | 100 | 1 |
| Write-In Totals | 4 | 2.23% | 4 | 0 | 0 |
| Total Votes Cast | 179 | 100.00% | 78 | 100 | 1 |
| Overvotes | 0 | | 0 | 0 | 0 |
| Undervotes | 4 | | 2 | 2 | 0 |

DEM MEMBER OF DEMOCRATIC STATE COMMITTEE

Vote For 2

| | TOTAL | VOTE % | ELECTIO N DAY | MAIL VOTE | PROVISI ONAL |
|-------------------|-------|---------|------------------|--------------|-----------------|
| MIRA LOU THOMPSON | 169 | 94.94% | 71 | 97 | 1 |
| Write-In Totals | 9 | 5.06% | 4 | 5 | 0 |
| Total Votes Cast | 178 | 100.00% | 75 | 102 | 1 |
| Overvotes | 0 | | 0 | 0 | 0 |
| Undervotes | 188 | | 85 | 102 | 1 |

DEM MEMBER OF DEMOCRATIC COUNTY COMMITTEE - MALE Neshannock Twp 8

Vote For 1

| | TOTAL | VOTE % | ELECTIO N DAY | MAIL VOTE | PROVISI ONAL |
|------------------|-------|---------|------------------|--------------|-----------------|
| Write-In Totals | 17 | 100.00% | 4 | 13 | 0 |
| Total Votes Cast | 17 | 100.00% | 4 | 13 | 0 |
| Overvotes | 0 | | 0 | 0 | 0 |
| Undervotes | 166 | | 76 | 89 | 1 |

Neshannock Twp 8

DEM MEMBER OF DEMOCRATIC COUNTY COMMITTEE - FEMALE Neshannock Twp 8

Vote For 1

| | TOTAL | VOTE % | ELECTIO N DAY | MAIL VOTE | PROVISI ONAL |
|------------------|-------|---------|------------------|--------------|-----------------|
| KATHRYN RENTZ | 169 | 98.83% | 68 | 100 | 1 |
| Write-In Totals | 2 | 1.17% | 2 | 0 | 0 |
| Total Votes Cast | 171 | 100.00% | 70 | 100 | 1 |
| Overvotes | 0 | | 0 | 0 | 0 |
| Undervotes | 12 | | 10 | 2 | 0 |

REP UNITED STATES SENATOR

Vote For 1

| | TOTAL | VOTE % | ELECTIO N DAY | MAIL VOTE | PROVISI ONAL |
|------------------|-------|---------|------------------|--------------|-----------------|
| KATHY BARNETTE | 46 | 19.66% | 42 | 4 | 0 |
| MEHMET OZ | 87 | 37.18% | 75 | 12 | 0 |
| GEORGE BOCHETTO | 0 | 0.00% | 0 | 0 | 0 |
| JEFF BARTOS | 10 | 4.27% | 4 | 6 | 0 |
| DAVE MCCORMICK | 80 | 34.19% | 70 | 10 | 0 |
| SEAN GALE | 2 | 0.85% | 1 | 1 | 0 |
| CARLA SANDS | 7 | 2.99% | 6 | 1 | 0 |
| Write-In Totals | 2 | 0.85% | 2 | 0 | 0 |
| Total Votes Cast | 234 | 100.00% | 200 | 34 | 0 |
| Overvotes | 0 | | 0 | 0 | 0 |
| Undervotes | 6 | | 5 | 1 | 0 |

REP GOVERNOR

Vote For 1

| | TOTAL | VOTE % | ELECTIO N DAY | MAIL VOTE | PROVISI ONAL |
|---------------------|-------|---------|------------------|--------------|-----------------|
| LOU BARLETTA | 28 | 11.72% | 25 | 3 | 0 |
| DOUGLAS V MASTRIANO | 109 | 45.61% | 105 | 4 | 0 |
| NCHE ZAMA | 0 | 0.00% | 0 | 0 | 0 |
| DAVE WHITE | 10 | 4.18% | 8 | 2 | 0 |
| MELISSA HART | 34 | 14.23% | 23 | 11 | 0 |
| BILL MCSWAIN | 49 | 20.50% | 37 | 12 | 0 |
| CHARLIE GEROW | 1 | 0.42% | 1 | 0 | 0 |
| JOE GALE | 1 | 0.42% | 0 | 1 | 0 |
| JAKE CORMAN | 5 | 2.09% | 3 | 2 | 0 |
| Write-In Totals | 2 | 0.84% | 2 | 0 | 0 |
| Total Votes Cast | 239 | 100.00% | 204 | 35 | 0 |
| Overvotes | 0 | | 0 | 0 | 0 |
| Undervotes | 1 | | 1 | 0 | 0 |

Neshannock Twp 8

REP LIEUTENANT GOVERNOR

Vote For 1

| | TOTAL | VOTE % | ELECTIO N DAY | MAIL VOTE | PROVISI ONAL |
|-----------------------|-------|---------|------------------|--------------|-----------------|
| CLARICE SCHILLINGER | 1 | 0.43% | 0 | 1 | 0 |
| JAMES EARL JONES | 3 | 1.29% | 3 | 0 | 0 |
| RICK SACCONI | 19 | 8.19% | 17 | 2 | 0 |
| JOHN BROWN | 0 | 0.00% | 0 | 0 | 0 |
| CHRIS FRYE | 164 | 70.69% | 139 | 25 | 0 |
| JEFF COLEMAN | 1 | 0.43% | 1 | 0 | 0 |
| RUSS DIAMOND | 3 | 1.29% | 3 | 0 | 0 |
| CARRIE LEWIS DELROSSO | 31 | 13.36% | 27 | 4 | 0 |
| TEDDY DANIELS | 10 | 4.31% | 8 | 2 | 0 |
| Write-In Totals | 0 | 0.00% | 0 | 0 | 0 |
| Total Votes Cast | 232 | 100.00% | 198 | 34 | 0 |
| Overvotes | 0 | | 0 | 0 | 0 |
| Undervotes | 8 | | 7 | 1 | 0 |

REP REPRESENTATIVE IN CONGRESS 16TH DISTRICT

Vote For 1

| | TOTAL | VOTE % | ELECTIO N DAY | MAIL VOTE | PROVISI ONAL |
|------------------|-------|---------|------------------|--------------|-----------------|
| MIKE KELLY | 214 | 98.62% | 184 | 30 | 0 |
| Write-In Totals | 3 | 1.38% | 3 | 0 | 0 |
| Total Votes Cast | 217 | 100.00% | 187 | 30 | 0 |
| Overvotes | 0 | | 0 | 0 | 0 |
| Undervotes | 23 | | 18 | 5 | 0 |

REP SENATOR IN THE GENERAL ASSEMBLY 50TH DISTRICT

Vote For 1

| | TOTAL | VOTE % | ELECTIO N DAY | MAIL VOTE | PROVISI ONAL |
|------------------|-------|---------|------------------|--------------|-----------------|
| MICHELE BROOKS | 207 | 99.52% | 176 | 31 | 0 |
| Write-In Totals | 1 | 0.48% | 0 | 1 | 0 |
| Total Votes Cast | 208 | 100.00% | 176 | 32 | 0 |
| Overvotes | 0 | | 0 | 0 | 0 |
| Undervotes | 32 | | 29 | 3 | 0 |

REP REPRESENTATIVE IN THE GENERAL ASSEMBLY 9TH DISTRICT

Vote For 1

| | TOTAL | VOTE % | ELECTIO N DAY | MAIL VOTE | PROVISI ONAL |
|-------------------|-------|---------|------------------|--------------|-----------------|
| DARRYL AUDIA | 23 | 9.70% | 14 | 9 | 0 |
| NICK KERIN | 113 | 47.68% | 101 | 12 | 0 |
| MARLA GALLO BROWN | 97 | 40.93% | 84 | 13 | 0 |
| Write-In Totals | 4 | 1.69% | 3 | 1 | 0 |
| Total Votes Cast | 237 | 100.00% | 202 | 35 | 0 |
| Overvotes | 0 | | 0 | 0 | 0 |
| Undervotes | 3 | | 3 | 0 | 0 |

Neshannock Twp 8

REP MEMBER OF REPUBLICAN STATE COMMITTEE

Vote For 2

| | TOTAL | VOTE % | ELECTIO N DAY | MAIL VOTE | PROVISI ONAL |
|------------------|-------|---------|------------------|--------------|-----------------|
| SHERRY J PATTON | 85 | 23.10% | 74 | 11 | 0 |
| JEANIE STEELE | 104 | 28.26% | 85 | 19 | 0 |
| DALE TURNER | 177 | 48.10% | 153 | 24 | 0 |
| Write-In Totals | 2 | 0.54% | 2 | 0 | 0 |
| Total Votes Cast | 368 | 100.00% | 314 | 54 | 0 |
| Overvotes | 0 | | 0 | 0 | 0 |
| Undervotes | 112 | | 96 | 16 | 0 |

North Beaver Twp 1

Statistics

| | TOTAL | ELECTIO N DAY | MAIL VOTE | PROVISI ONAL |
|---------------------------------|--------|------------------|--------------|-----------------|
| Registered Voters - Total | 849 | | | |
| Registered Voters - DEMOCRATIC | 296 | | | |
| Registered Voters - REPUBLICAN | 442 | | | |
| Registered Voters - NONPARTISAN | 111 | | | |
| Ballots Cast - Total | 298 | 228 | 70 | 0 |
| Ballots Cast - DEMOCRATIC | 117 | 66 | 51 | 0 |
| Ballots Cast - REPUBLICAN | 181 | 162 | 19 | 0 |
| Ballots Cast - NONPARTISAN | 0 | 0 | 0 | 0 |
| Ballots Cast - Blank | 0 | 0 | 0 | 0 |
| Voter Turnout - Total | 35.10% | | | |
| Voter Turnout - DEMOCRATIC | 39.53% | | | |
| Voter Turnout - REPUBLICAN | 40.95% | | | |
| Voter Turnout - NONPARTISAN | 0.00% | | | |

DEM UNITED STATES SENATOR

Vote For 1

| | TOTAL | VOTE % | ELECTIO N DAY | MAIL VOTE | PROVISI ONAL |
|------------------|-------|---------|------------------|--------------|-----------------|
| ALEX KHALIL | 0 | 0.00% | 0 | 0 | 0 |
| CONOR LAMB | 33 | 28.45% | 17 | 16 | 0 |
| MALCOLM KENYATTA | 3 | 2.59% | 0 | 3 | 0 |
| JOHN FETTERMAN | 78 | 67.24% | 47 | 31 | 0 |
| Write-In Totals | 2 | 1.72% | 2 | 0 | 0 |
| Total Votes Cast | 116 | 100.00% | 66 | 50 | 0 |
| Overvotes | 0 | | 0 | 0 | 0 |
| Undervotes | 1 | | 0 | 1 | 0 |

DEM GOVERNOR

Vote For 1

| | TOTAL | VOTE % | ELECTIO N DAY | MAIL VOTE | PROVISI ONAL |
|------------------|-------|---------|------------------|--------------|-----------------|
| JOSH SHAPIRO | 102 | 94.44% | 55 | 47 | 0 |
| Write-In Totals | 6 | 5.56% | 5 | 1 | 0 |
| Total Votes Cast | 108 | 100.00% | 60 | 48 | 0 |
| Overvotes | 0 | | 0 | 0 | 0 |
| Undervotes | 9 | | 6 | 3 | 0 |

DEM LIEUTENANT GOVERNOR

Vote For 1

| | TOTAL | VOTE % | ELECTIO N DAY | MAIL VOTE | PROVISI ONAL |
|------------------|-------|---------|------------------|--------------|-----------------|
| AUSTIN DAVIS | 91 | 83.49% | 50 | 41 | 0 |
| RAY SOSA | 8 | 7.34% | 3 | 5 | 0 |
| BRIAN SIMS | 7 | 6.42% | 7 | 0 | 0 |
| Write-In Totals | 3 | 2.75% | 2 | 1 | 0 |
| Total Votes Cast | 109 | 100.00% | 62 | 47 | 0 |
| Overvotes | 0 | | 0 | 0 | 0 |
| Undervotes | 8 | | 4 | 4 | 0 |

North Beaver Twp 1

DEM REPRESENTATIVE IN CONGRESS 16TH DISTRICT

Vote For 1

| | TOTAL | VOTE % | ELECTIO N DAY | MAIL VOTE | PROVISI ONAL |
|------------------|-------|---------|------------------|--------------|-----------------|
| DAN PASTORE | 16 | 14.55% | 9 | 7 | 0 |
| RICK TELESZ | 94 | 85.45% | 53 | 41 | 0 |
| Write-In Totals | 0 | 0.00% | 0 | 0 | 0 |
| Total Votes Cast | 110 | 100.00% | 62 | 48 | 0 |
| Overvotes | 0 | | 0 | 0 | 0 |
| Undervotes | 7 | | 4 | 3 | 0 |

DEM SENATOR IN THE GENERAL ASSEMBLY 50TH DISTRICT

Vote For 1

| | TOTAL | VOTE % | ELECTIO N DAY | MAIL VOTE | PROVISI ONAL |
|------------------|-------|---------|------------------|--------------|-----------------|
| RIANNA CZECH | 87 | 98.86% | 46 | 41 | 0 |
| Write-In Totals | 1 | 1.14% | 1 | 0 | 0 |
| Total Votes Cast | 88 | 100.00% | 47 | 41 | 0 |
| Overvotes | 0 | | 0 | 0 | 0 |
| Undervotes | 29 | | 19 | 10 | 0 |

DEM REPRESENTATIVE IN THE GENERAL ASSEMBLY 9TH DISTRICT

Vote For 1

| | TOTAL | VOTE % | ELECTIO N DAY | MAIL VOTE | PROVISI ONAL |
|------------------|-------|---------|------------------|--------------|-----------------|
| CHRIS SAINATO | 104 | 93.69% | 57 | 47 | 0 |
| Write-In Totals | 7 | 6.31% | 5 | 2 | 0 |
| Total Votes Cast | 111 | 100.00% | 62 | 49 | 0 |
| Overvotes | 0 | | 0 | 0 | 0 |
| Undervotes | 6 | | 4 | 2 | 0 |

DEM MEMBER OF DEMOCRATIC STATE COMMITTEE

Vote For 2

| | TOTAL | VOTE % | ELECTIO N DAY | MAIL VOTE | PROVISI ONAL |
|-------------------|-------|---------|------------------|--------------|-----------------|
| MIRA LOU THOMPSON | 93 | 95.88% | 51 | 42 | 0 |
| Write-In Totals | 4 | 4.12% | 2 | 2 | 0 |
| Total Votes Cast | 97 | 100.00% | 53 | 44 | 0 |
| Overvotes | 0 | | 0 | 0 | 0 |
| Undervotes | 137 | | 79 | 58 | 0 |

DEM MEMBER OF DEMOCRATIC COUNTY COMMITTEE - MALE North Beaver Twp 1

Vote For 1

| | TOTAL | VOTE % | ELECTIO N DAY | MAIL VOTE | PROVISI ONAL |
|------------------|-------|---------|------------------|--------------|-----------------|
| Write-In Totals | 11 | 100.00% | 5 | 6 | 0 |
| Total Votes Cast | 11 | 100.00% | 5 | 6 | 0 |
| Overvotes | 0 | | 0 | 0 | 0 |
| Undervotes | 106 | | 61 | 45 | 0 |

North Beaver Twp 1

DEM MEMBER OF DEMOCRATIC COUNTY COMMITTEE - FEMALE North Beaver Twp 1

Vote For 1

| | TOTAL | VOTE % | ELECTIO N DAY | MAIL VOTE | PROVISI ONAL |
|------------------|-------|---------|------------------|--------------|-----------------|
| Write-In Totals | 11 | 100.00% | 4 | 7 | 0 |
| Total Votes Cast | 11 | 100.00% | 4 | 7 | 0 |
| Overvotes | 0 | | 0 | 0 | 0 |
| Undervotes | 106 | | 62 | 44 | 0 |

REP UNITED STATES SENATOR

Vote For 1

| | TOTAL | VOTE % | ELECTIO N DAY | MAIL VOTE | PROVISI ONAL |
|------------------|-------|---------|------------------|--------------|-----------------|
| KATHY BARNETTE | 51 | 28.49% | 41 | 10 | 0 |
| MEHMET OZ | 47 | 26.26% | 46 | 1 | 0 |
| GEORGE BOCHETTO | 0 | 0.00% | 0 | 0 | 0 |
| JEFF BARTOS | 10 | 5.59% | 8 | 2 | 0 |
| DAVE MCCORMICK | 61 | 34.08% | 58 | 3 | 0 |
| SEAN GALE | 0 | 0.00% | 0 | 0 | 0 |
| CARLA SANDS | 10 | 5.59% | 7 | 3 | 0 |
| Write-In Totals | 0 | 0.00% | 0 | 0 | 0 |
| Total Votes Cast | 179 | 100.00% | 160 | 19 | 0 |
| Overvotes | 1 | | 1 | 0 | 0 |
| Undervotes | 1 | | 1 | 0 | 0 |

REP GOVERNOR

Vote For 1

| | TOTAL | VOTE % | ELECTIO N DAY | MAIL VOTE | PROVISI ONAL |
|---------------------|-------|---------|------------------|--------------|-----------------|
| LOU BARLETTA | 17 | 9.39% | 16 | 1 | 0 |
| DOUGLAS V MASTRIANO | 85 | 46.96% | 81 | 4 | 0 |
| NCHE ZAMA | 3 | 1.66% | 3 | 0 | 0 |
| DAVE WHITE | 10 | 5.52% | 7 | 3 | 0 |
| MELISSA HART | 31 | 17.13% | 27 | 4 | 0 |
| BILL MCSWAIN | 33 | 18.23% | 27 | 6 | 0 |
| CHARLIE GEROW | 1 | 0.55% | 0 | 1 | 0 |
| JOE GALE | 0 | 0.00% | 0 | 0 | 0 |
| JAKE CORMAN | 1 | 0.55% | 1 | 0 | 0 |
| Write-In Totals | 0 | 0.00% | 0 | 0 | 0 |
| Total Votes Cast | 181 | 100.00% | 162 | 19 | 0 |
| Overvotes | 0 | | 0 | 0 | 0 |
| Undervotes | 0 | | 0 | 0 | 0 |

North Beaver Twp 1

REP LIEUTENANT GOVERNOR

Vote For 1

| | TOTAL | VOTE % | ELECTIO N DAY | MAIL VOTE | PROVISI ONAL |
|-----------------------|-------|---------|------------------|--------------|-----------------|
| CLARICE SCHILLINGER | 8 | 4.60% | 8 | 0 | 0 |
| JAMES EARL JONES | 5 | 2.87% | 5 | 0 | 0 |
| RICK SACCONI | 17 | 9.77% | 15 | 2 | 0 |
| JOHN BROWN | 6 | 3.45% | 6 | 0 | 0 |
| CHRIS FRYE | 93 | 53.45% | 77 | 16 | 0 |
| JEFF COLEMAN | 0 | 0.00% | 0 | 0 | 0 |
| RUSS DIAMOND | 0 | 0.00% | 0 | 0 | 0 |
| CARRIE LEWIS DELROSSO | 38 | 21.84% | 37 | 1 | 0 |
| TEDDY DANIELS | 7 | 4.02% | 7 | 0 | 0 |
| Write-In Totals | 0 | 0.00% | 0 | 0 | 0 |
| Total Votes Cast | 174 | 100.00% | 155 | 19 | 0 |
| Overvotes | 0 | | 0 | 0 | 0 |
| Undervotes | 7 | | 7 | 0 | 0 |

REP REPRESENTATIVE IN CONGRESS 16TH DISTRICT

Vote For 1

| | TOTAL | VOTE % | ELECTIO N DAY | MAIL VOTE | PROVISI ONAL |
|------------------|-------|---------|------------------|--------------|-----------------|
| MIKE KELLY | 161 | 100.00% | 145 | 16 | 0 |
| Write-In Totals | 0 | 0.00% | 0 | 0 | 0 |
| Total Votes Cast | 161 | 100.00% | 145 | 16 | 0 |
| Overvotes | 1 | | 1 | 0 | 0 |
| Undervotes | 19 | | 16 | 3 | 0 |

REP SENATOR IN THE GENERAL ASSEMBLY 50TH DISTRICT

Vote For 1

| | TOTAL | VOTE % | ELECTIO N DAY | MAIL VOTE | PROVISI ONAL |
|------------------|-------|---------|------------------|--------------|-----------------|
| MICHELE BROOKS | 156 | 100.00% | 142 | 14 | 0 |
| Write-In Totals | 0 | 0.00% | 0 | 0 | 0 |
| Total Votes Cast | 156 | 100.00% | 142 | 14 | 0 |
| Overvotes | 0 | | 0 | 0 | 0 |
| Undervotes | 25 | | 20 | 5 | 0 |

REP REPRESENTATIVE IN THE GENERAL ASSEMBLY 9TH DISTRICT

Vote For 1

| | TOTAL | VOTE % | ELECTIO N DAY | MAIL VOTE | PROVISI ONAL |
|-------------------|-------|---------|------------------|--------------|-----------------|
| DARRYL AUDIA | 14 | 7.78% | 11 | 3 | 0 |
| NICK KERIN | 24 | 13.33% | 19 | 5 | 0 |
| MARLA GALLO BROWN | 142 | 78.89% | 131 | 11 | 0 |
| Write-In Totals | 0 | 0.00% | 0 | 0 | 0 |
| Total Votes Cast | 180 | 100.00% | 161 | 19 | 0 |
| Overvotes | 0 | | 0 | 0 | 0 |
| Undervotes | 1 | | 1 | 0 | 0 |

North Beaver Twp 1

REP MEMBER OF REPUBLICAN STATE COMMITTEE

Vote For 2

| | TOTAL | VOTE % | ELECTIO N DAY | MAIL VOTE | PROVISI ONAL |
|------------------|-------|---------|------------------|--------------|-----------------|
| SHERRY J PATTON | 145 | 52.16% | 130 | 15 | 0 |
| JEANIE STEELE | 27 | 9.71% | 24 | 3 | 0 |
| DALE TURNER | 105 | 37.77% | 93 | 12 | 0 |
| Write-In Totals | 1 | 0.36% | 1 | 0 | 0 |
| Total Votes Cast | 278 | 100.00% | 248 | 30 | 0 |
| Overvotes | 0 | | 0 | 0 | 0 |
| Undervotes | 84 | | 76 | 8 | 0 |

North Beaver Twp 2

Statistics

| | TOTAL | ELECTIO N DAY | MAIL VOTE | PROVISI ONAL |
|---------------------------------|--------|------------------|--------------|-----------------|
| Registered Voters - Total | 988 | | | |
| Registered Voters - DEMOCRATIC | 296 | | | |
| Registered Voters - REPUBLICAN | 592 | | | |
| Registered Voters - NONPARTISAN | 100 | | | |
| Ballots Cast - Total | 375 | 287 | 88 | 0 |
| Ballots Cast - DEMOCRATIC | 126 | 65 | 61 | 0 |
| Ballots Cast - REPUBLICAN | 249 | 222 | 27 | 0 |
| Ballots Cast - NONPARTISAN | 0 | 0 | 0 | 0 |
| Ballots Cast - Blank | 0 | 0 | 0 | 0 |
| Voter Turnout - Total | 37.96% | | | |
| Voter Turnout - DEMOCRATIC | 42.57% | | | |
| Voter Turnout - REPUBLICAN | 42.06% | | | |
| Voter Turnout - NONPARTISAN | 0.00% | | | |

DEM UNITED STATES SENATOR

Vote For 1

| | TOTAL | VOTE % | ELECTIO N DAY | MAIL VOTE | PROVISI ONAL |
|------------------|-------|---------|------------------|--------------|-----------------|
| ALEX KHALIL | 5 | 4.10% | 3 | 2 | 0 |
| CONOR LAMB | 51 | 41.80% | 24 | 27 | 0 |
| MALCOLM KENYATTA | 1 | 0.82% | 1 | 0 | 0 |
| JOHN FETTERMAN | 61 | 50.00% | 31 | 30 | 0 |
| Write-In Totals | 4 | 3.28% | 4 | 0 | 0 |
| Total Votes Cast | 122 | 100.00% | 63 | 59 | 0 |
| Overvotes | 0 | | 0 | 0 | 0 |
| Undervotes | 4 | | 2 | 2 | 0 |

DEM GOVERNOR

Vote For 1

| | TOTAL | VOTE % | ELECTIO N DAY | MAIL VOTE | PROVISI ONAL |
|------------------|-------|---------|------------------|--------------|-----------------|
| JOSH SHAPIRO | 113 | 94.17% | 54 | 59 | 0 |
| Write-In Totals | 7 | 5.83% | 6 | 1 | 0 |
| Total Votes Cast | 120 | 100.00% | 60 | 60 | 0 |
| Overvotes | 0 | | 0 | 0 | 0 |
| Undervotes | 6 | | 5 | 1 | 0 |

DEM LIEUTENANT GOVERNOR

Vote For 1

| | TOTAL | VOTE % | ELECTIO N DAY | MAIL VOTE | PROVISI ONAL |
|------------------|-------|---------|------------------|--------------|-----------------|
| AUSTIN DAVIS | 92 | 84.40% | 40 | 52 | 0 |
| RAY SOSA | 7 | 6.42% | 4 | 3 | 0 |
| BRIAN SIMS | 9 | 8.26% | 6 | 3 | 0 |
| Write-In Totals | 1 | 0.92% | 1 | 0 | 0 |
| Total Votes Cast | 109 | 100.00% | 51 | 58 | 0 |
| Overvotes | 0 | | 0 | 0 | 0 |
| Undervotes | 17 | | 14 | 3 | 0 |

North Beaver Twp 2

DEM REPRESENTATIVE IN CONGRESS 16TH DISTRICT

Vote For 1

| | TOTAL | VOTE % | ELECTIO N DAY | MAIL VOTE | PROVISI ONAL |
|------------------|-------|---------|------------------|--------------|-----------------|
| DAN PASTORE | 10 | 8.33% | 3 | 7 | 0 |
| RICK TELESZ | 109 | 90.83% | 56 | 53 | 0 |
| Write-In Totals | 1 | 0.83% | 1 | 0 | 0 |
| Total Votes Cast | 120 | 100.00% | 60 | 60 | 0 |
| Overvotes | 0 | | 0 | 0 | 0 |
| Undervotes | 6 | | 5 | 1 | 0 |

DEM SENATOR IN THE GENERAL ASSEMBLY 50TH DISTRICT

Vote For 1

| | TOTAL | VOTE % | ELECTIO N DAY | MAIL VOTE | PROVISI ONAL |
|------------------|-------|---------|------------------|--------------|-----------------|
| RIANNA CZECH | 98 | 98.00% | 45 | 53 | 0 |
| Write-In Totals | 2 | 2.00% | 2 | 0 | 0 |
| Total Votes Cast | 100 | 100.00% | 47 | 53 | 0 |
| Overvotes | 0 | | 0 | 0 | 0 |
| Undervotes | 26 | | 18 | 8 | 0 |

DEM REPRESENTATIVE IN THE GENERAL ASSEMBLY 9TH DISTRICT

Vote For 1

| | TOTAL | VOTE % | ELECTIO N DAY | MAIL VOTE | PROVISI ONAL |
|------------------|-------|---------|------------------|--------------|-----------------|
| CHRIS SAINATO | 110 | 93.22% | 53 | 57 | 0 |
| Write-In Totals | 8 | 6.78% | 6 | 2 | 0 |
| Total Votes Cast | 118 | 100.00% | 59 | 59 | 0 |
| Overvotes | 0 | | 0 | 0 | 0 |
| Undervotes | 8 | | 6 | 2 | 0 |

DEM MEMBER OF DEMOCRATIC STATE COMMITTEE

Vote For 2

| | TOTAL | VOTE % | ELECTIO N DAY | MAIL VOTE | PROVISI ONAL |
|-------------------|-------|---------|------------------|--------------|-----------------|
| MIRA LOU THOMPSON | 106 | 95.50% | 51 | 55 | 0 |
| Write-In Totals | 5 | 4.50% | 4 | 1 | 0 |
| Total Votes Cast | 111 | 100.00% | 55 | 56 | 0 |
| Overvotes | 0 | | 0 | 0 | 0 |
| Undervotes | 141 | | 75 | 66 | 0 |

DEM MEMBER OF DEMOCRATIC COUNTY COMMITTEE - MALE North Beaver Twp 2

Vote For 1

| | TOTAL | VOTE % | ELECTIO N DAY | MAIL VOTE | PROVISI ONAL |
|------------------|-------|---------|------------------|--------------|-----------------|
| Write-In Totals | 5 | 100.00% | 2 | 3 | 0 |
| Total Votes Cast | 5 | 100.00% | 2 | 3 | 0 |
| Overvotes | 0 | | 0 | 0 | 0 |
| Undervotes | 121 | | 63 | 58 | 0 |

North Beaver Twp 2

DEM MEMBER OF DEMOCRATIC COUNTY COMMITTEE - FEMALE North Beaver Twp 2

Vote For 1

| | TOTAL | VOTE % | ELECTIO N DAY | MAIL VOTE | PROVISI ONAL |
|------------------|-------|---------|------------------|--------------|-----------------|
| Write-In Totals | 3 | 100.00% | 3 | 0 | 0 |
| Total Votes Cast | 3 | 100.00% | 3 | 0 | 0 |
| Overvotes | 0 | | 0 | 0 | 0 |
| Undervotes | 123 | | 62 | 61 | 0 |

REP UNITED STATES SENATOR

Vote For 1

| | TOTAL | VOTE % | ELECTIO N DAY | MAIL VOTE | PROVISI ONAL |
|------------------|-------|---------|------------------|--------------|-----------------|
| KATHY BARNETTE | 46 | 18.93% | 41 | 5 | 0 |
| MEHMET OZ | 77 | 31.69% | 74 | 3 | 0 |
| GEORGE BOCHETTO | 0 | 0.00% | 0 | 0 | 0 |
| JEFF BARTOS | 8 | 3.29% | 6 | 2 | 0 |
| DAVE MCCORMICK | 99 | 40.74% | 87 | 12 | 0 |
| SEAN GALE | 3 | 1.23% | 2 | 1 | 0 |
| CARLA SANDS | 10 | 4.12% | 9 | 1 | 0 |
| Write-In Totals | 0 | 0.00% | 0 | 0 | 0 |
| Total Votes Cast | 243 | 100.00% | 219 | 24 | 0 |
| Overvotes | 0 | | 0 | 0 | 0 |
| Undervotes | 6 | | 3 | 3 | 0 |

REP GOVERNOR

Vote For 1

| | TOTAL | VOTE % | ELECTIO N DAY | MAIL VOTE | PROVISI ONAL |
|---------------------|-------|---------|------------------|--------------|-----------------|
| LOU BARLETTA | 27 | 10.98% | 25 | 2 | 0 |
| DOUGLAS V MASTRIANO | 120 | 48.78% | 118 | 2 | 0 |
| NCHE ZAMA | 0 | 0.00% | 0 | 0 | 0 |
| DAVE WHITE | 15 | 6.10% | 10 | 5 | 0 |
| MELISSA HART | 34 | 13.82% | 25 | 9 | 0 |
| BILL MCSWAIN | 41 | 16.67% | 36 | 5 | 0 |
| CHARLIE GEROW | 2 | 0.81% | 1 | 1 | 0 |
| JOE GALE | 1 | 0.41% | 1 | 0 | 0 |
| JAKE CORMAN | 6 | 2.44% | 5 | 1 | 0 |
| Write-In Totals | 0 | 0.00% | 0 | 0 | 0 |
| Total Votes Cast | 246 | 100.00% | 221 | 25 | 0 |
| Overvotes | 0 | | 0 | 0 | 0 |
| Undervotes | 3 | | 1 | 2 | 0 |

North Beaver Twp 2

REP LIEUTENANT GOVERNOR

Vote For 1

| | TOTAL | VOTE % | ELECTIO N DAY | MAIL VOTE | PROVISI ONAL |
|-----------------------|-------|---------|------------------|--------------|-----------------|
| CLARICE SCHILLINGER | 3 | 1.28% | 2 | 1 | 0 |
| JAMES EARL JONES | 10 | 4.26% | 10 | 0 | 0 |
| RICK SACCONI | 22 | 9.36% | 20 | 2 | 0 |
| JOHN BROWN | 6 | 2.55% | 3 | 3 | 0 |
| CHRIS FRYE | 102 | 43.40% | 94 | 8 | 0 |
| JEFF COLEMAN | 6 | 2.55% | 5 | 1 | 0 |
| RUSS DIAMOND | 6 | 2.55% | 5 | 1 | 0 |
| CARRIE LEWIS DELROSSO | 67 | 28.51% | 59 | 8 | 0 |
| TEDDY DANIELS | 13 | 5.53% | 13 | 0 | 0 |
| Write-In Totals | 0 | 0.00% | 0 | 0 | 0 |
| Total Votes Cast | 235 | 100.00% | 211 | 24 | 0 |
| Overvotes | 0 | | 0 | 0 | 0 |
| Undervotes | 14 | | 11 | 3 | 0 |

REP REPRESENTATIVE IN CONGRESS 16TH DISTRICT

Vote For 1

| | TOTAL | VOTE % | ELECTIO N DAY | MAIL VOTE | PROVISI ONAL |
|------------------|-------|---------|------------------|--------------|-----------------|
| MIKE KELLY | 217 | 98.64% | 195 | 22 | 0 |
| Write-In Totals | 3 | 1.36% | 1 | 2 | 0 |
| Total Votes Cast | 220 | 100.00% | 196 | 24 | 0 |
| Overvotes | 0 | | 0 | 0 | 0 |
| Undervotes | 29 | | 26 | 3 | 0 |

REP SENATOR IN THE GENERAL ASSEMBLY 50TH DISTRICT

Vote For 1

| | TOTAL | VOTE % | ELECTIO N DAY | MAIL VOTE | PROVISI ONAL |
|------------------|-------|---------|------------------|--------------|-----------------|
| MICHELE BROOKS | 207 | 100.00% | 185 | 22 | 0 |
| Write-In Totals | 0 | 0.00% | 0 | 0 | 0 |
| Total Votes Cast | 207 | 100.00% | 185 | 22 | 0 |
| Overvotes | 0 | | 0 | 0 | 0 |
| Undervotes | 42 | | 37 | 5 | 0 |

REP REPRESENTATIVE IN THE GENERAL ASSEMBLY 9TH DISTRICT

Vote For 1

| | TOTAL | VOTE % | ELECTIO N DAY | MAIL VOTE | PROVISI ONAL |
|-------------------|-------|---------|------------------|--------------|-----------------|
| DARRYL AUDIA | 7 | 2.82% | 7 | 0 | 0 |
| NICK KERIN | 37 | 14.92% | 33 | 4 | 0 |
| MARLA GALLO BROWN | 204 | 82.26% | 181 | 23 | 0 |
| Write-In Totals | 0 | 0.00% | 0 | 0 | 0 |
| Total Votes Cast | 248 | 100.00% | 221 | 27 | 0 |
| Overvotes | 0 | | 0 | 0 | 0 |
| Undervotes | 1 | | 1 | 0 | 0 |

North Beaver Twp 2

REP MEMBER OF REPUBLICAN STATE COMMITTEE

Vote For 2

| | TOTAL | VOTE % | ELECTIO N DAY | MAIL VOTE | PROVISI ONAL |
|------------------|-------|---------|------------------|--------------|-----------------|
| SHERRY J PATTON | 180 | 48.65% | 158 | 22 | 0 |
| JEANIE STEELE | 39 | 10.54% | 38 | 1 | 0 |
| DALE TURNER | 150 | 40.54% | 131 | 19 | 0 |
| Write-In Totals | 1 | 0.27% | 0 | 1 | 0 |
| Total Votes Cast | 370 | 100.00% | 327 | 43 | 0 |
| Overvotes | 0 | | 0 | 0 | 0 |
| Undervotes | 128 | | 117 | 11 | 0 |

North Beaver Twp 3

Statistics

| | TOTAL | ELECTIO N DAY | MAIL VOTE | PROVISI ONAL |
|---------------------------------|--------|------------------|--------------|-----------------|
| Registered Voters - Total | 831 | | | |
| Registered Voters - DEMOCRATIC | 199 | | | |
| Registered Voters - REPUBLICAN | 557 | | | |
| Registered Voters - NONPARTISAN | 75 | | | |
| Ballots Cast - Total | 313 | 238 | 75 | 0 |
| Ballots Cast - DEMOCRATIC | 68 | 33 | 35 | 0 |
| Ballots Cast - REPUBLICAN | 245 | 205 | 40 | 0 |
| Ballots Cast - NONPARTISAN | 0 | 0 | 0 | 0 |
| Ballots Cast - Blank | 0 | 0 | 0 | 0 |
| Voter Turnout - Total | 37.67% | | | |
| Voter Turnout - DEMOCRATIC | 34.17% | | | |
| Voter Turnout - REPUBLICAN | 43.99% | | | |
| Voter Turnout - NONPARTISAN | 0.00% | | | |

DEM UNITED STATES SENATOR

Vote For 1

| | TOTAL | VOTE % | ELECTIO N DAY | MAIL VOTE | PROVISI ONAL |
|------------------|-------|---------|------------------|--------------|-----------------|
| ALEX KHALIL | 2 | 2.99% | 2 | 0 | 0 |
| CONOR LAMB | 31 | 46.27% | 16 | 15 | 0 |
| MALCOLM KENYATTA | 1 | 1.49% | 1 | 0 | 0 |
| JOHN FETTERMAN | 32 | 47.76% | 12 | 20 | 0 |
| Write-In Totals | 1 | 1.49% | 1 | 0 | 0 |
| Total Votes Cast | 67 | 100.00% | 32 | 35 | 0 |
| Overvotes | 0 | | 0 | 0 | 0 |
| Undervotes | 1 | | 1 | 0 | 0 |

DEM GOVERNOR

Vote For 1

| | TOTAL | VOTE % | ELECTIO N DAY | MAIL VOTE | PROVISI ONAL |
|------------------|-------|---------|------------------|--------------|-----------------|
| JOSH SHAPIRO | 63 | 95.45% | 29 | 34 | 0 |
| Write-In Totals | 3 | 4.55% | 2 | 1 | 0 |
| Total Votes Cast | 66 | 100.00% | 31 | 35 | 0 |
| Overvotes | 0 | | 0 | 0 | 0 |
| Undervotes | 2 | | 2 | 0 | 0 |

DEM LIEUTENANT GOVERNOR

Vote For 1

| | TOTAL | VOTE % | ELECTIO N DAY | MAIL VOTE | PROVISI ONAL |
|------------------|-------|---------|------------------|--------------|-----------------|
| AUSTIN DAVIS | 58 | 93.55% | 28 | 30 | 0 |
| RAY SOSA | 3 | 4.84% | 2 | 1 | 0 |
| BRIAN SIMS | 1 | 1.61% | 0 | 1 | 0 |
| Write-In Totals | 0 | 0.00% | 0 | 0 | 0 |
| Total Votes Cast | 62 | 100.00% | 30 | 32 | 0 |
| Overvotes | 0 | | 0 | 0 | 0 |
| Undervotes | 6 | | 3 | 3 | 0 |

North Beaver Twp 3

DEM REPRESENTATIVE IN CONGRESS 16TH DISTRICT

Vote For 1

| | TOTAL | VOTE % | ELECTIO N DAY | MAIL VOTE | PROVISI ONAL |
|------------------|-------|---------|------------------|--------------|-----------------|
| DAN PASTORE | 8 | 11.94% | 6 | 2 | 0 |
| RICK TELESZ | 57 | 85.07% | 25 | 32 | 0 |
| Write-In Totals | 2 | 2.99% | 2 | 0 | 0 |
| Total Votes Cast | 67 | 100.00% | 33 | 34 | 0 |
| Overvotes | 0 | | 0 | 0 | 0 |
| Undervotes | 1 | | 0 | 1 | 0 |

DEM SENATOR IN THE GENERAL ASSEMBLY 50TH DISTRICT

Vote For 1

| | TOTAL | VOTE % | ELECTIO N DAY | MAIL VOTE | PROVISI ONAL |
|------------------|-------|---------|------------------|--------------|-----------------|
| RIANNA CZECH | 57 | 98.28% | 27 | 30 | 0 |
| Write-In Totals | 1 | 1.72% | 1 | 0 | 0 |
| Total Votes Cast | 58 | 100.00% | 28 | 30 | 0 |
| Overvotes | 0 | | 0 | 0 | 0 |
| Undervotes | 10 | | 5 | 5 | 0 |

DEM REPRESENTATIVE IN THE GENERAL ASSEMBLY 9TH DISTRICT

Vote For 1

| | TOTAL | VOTE % | ELECTIO N DAY | MAIL VOTE | PROVISI ONAL |
|------------------|-------|---------|------------------|--------------|-----------------|
| CHRIS SAINATO | 60 | 95.24% | 27 | 33 | 0 |
| Write-In Totals | 3 | 4.76% | 3 | 0 | 0 |
| Total Votes Cast | 63 | 100.00% | 30 | 33 | 0 |
| Overvotes | 0 | | 0 | 0 | 0 |
| Undervotes | 5 | | 3 | 2 | 0 |

DEM MEMBER OF DEMOCRATIC STATE COMMITTEE

Vote For 2

| | TOTAL | VOTE % | ELECTIO N DAY | MAIL VOTE | PROVISI ONAL |
|-------------------|-------|---------|------------------|--------------|-----------------|
| MIRA LOU THOMPSON | 62 | 98.41% | 30 | 32 | 0 |
| Write-In Totals | 1 | 1.59% | 0 | 1 | 0 |
| Total Votes Cast | 63 | 100.00% | 30 | 33 | 0 |
| Overvotes | 0 | | 0 | 0 | 0 |
| Undervotes | 73 | | 36 | 37 | 0 |

DEM MEMBER OF DEMOCRATIC COUNTY COMMITTEE - MALE North Beaver Twp 3

Vote For 1

| | TOTAL | VOTE % | ELECTIO N DAY | MAIL VOTE | PROVISI ONAL |
|------------------|-------|---------|------------------|--------------|-----------------|
| Write-In Totals | 3 | 100.00% | 0 | 3 | 0 |
| Total Votes Cast | 3 | 100.00% | 0 | 3 | 0 |
| Overvotes | 0 | | 0 | 0 | 0 |
| Undervotes | 65 | | 33 | 32 | 0 |

North Beaver Twp 3

DEM MEMBER OF DEMOCRATIC COUNTY COMMITTEE - FEMALE North Beaver Twp 3

Vote For 1

| | TOTAL | VOTE % | ELECTIO N DAY | MAIL VOTE | PROVISI ONAL |
|------------------|-------|---------|------------------|--------------|-----------------|
| Write-In Totals | 3 | 100.00% | 0 | 3 | 0 |
| Total Votes Cast | 3 | 100.00% | 0 | 3 | 0 |
| Overvotes | 0 | | 0 | 0 | 0 |
| Undervotes | 65 | | 33 | 32 | 0 |

REP UNITED STATES SENATOR

Vote For 1

| | TOTAL | VOTE % | ELECTIO N DAY | MAIL VOTE | PROVISI ONAL |
|------------------|-------|---------|------------------|--------------|-----------------|
| KATHY BARNETTE | 63 | 26.36% | 56 | 7 | 0 |
| MEHMET OZ | 82 | 34.31% | 71 | 11 | 0 |
| GEORGE BOCHETTO | 4 | 1.67% | 2 | 2 | 0 |
| JEFF BARTOS | 9 | 3.77% | 7 | 2 | 0 |
| DAVE MCCORMICK | 69 | 28.87% | 55 | 14 | 0 |
| SEAN GALE | 0 | 0.00% | 0 | 0 | 0 |
| CARLA SANDS | 12 | 5.02% | 9 | 3 | 0 |
| Write-In Totals | 0 | 0.00% | 0 | 0 | 0 |
| Total Votes Cast | 239 | 100.00% | 200 | 39 | 0 |
| Overvotes | 0 | | 0 | 0 | 0 |
| Undervotes | 6 | | 5 | 1 | 0 |

REP GOVERNOR

Vote For 1

| | TOTAL | VOTE % | ELECTIO N DAY | MAIL VOTE | PROVISI ONAL |
|---------------------|-------|---------|------------------|--------------|-----------------|
| LOU BARLETTA | 22 | 9.05% | 19 | 3 | 0 |
| DOUGLAS V MASTRIANO | 110 | 45.27% | 102 | 8 | 0 |
| NCHE ZAMA | 0 | 0.00% | 0 | 0 | 0 |
| DAVE WHITE | 24 | 9.88% | 17 | 7 | 0 |
| MELISSA HART | 42 | 17.28% | 29 | 13 | 0 |
| BILL MCSWAIN | 41 | 16.87% | 34 | 7 | 0 |
| CHARLIE GEROW | 0 | 0.00% | 0 | 0 | 0 |
| JOE GALE | 0 | 0.00% | 0 | 0 | 0 |
| JAKE CORMAN | 4 | 1.65% | 3 | 1 | 0 |
| Write-In Totals | 0 | 0.00% | 0 | 0 | 0 |
| Total Votes Cast | 243 | 100.00% | 204 | 39 | 0 |
| Overvotes | 0 | | 0 | 0 | 0 |
| Undervotes | 2 | | 1 | 1 | 0 |

North Beaver Twp 3

REP LIEUTENANT GOVERNOR

Vote For 1

| | TOTAL | VOTE % | ELECTIO N DAY | MAIL VOTE | PROVISI ONAL |
|-----------------------|-------|---------|------------------|--------------|-----------------|
| CLARICE SCHILLINGER | 7 | 3.06% | 6 | 1 | 0 |
| JAMES EARL JONES | 4 | 1.75% | 4 | 0 | 0 |
| RICK SACCONI | 20 | 8.73% | 19 | 1 | 0 |
| JOHN BROWN | 7 | 3.06% | 6 | 1 | 0 |
| CHRIS FRYE | 129 | 56.33% | 101 | 28 | 0 |
| JEFF COLEMAN | 4 | 1.75% | 4 | 0 | 0 |
| RUSS DIAMOND | 5 | 2.18% | 5 | 0 | 0 |
| CARRIE LEWIS DELROSSO | 36 | 15.72% | 30 | 6 | 0 |
| TEDDY DANIELS | 16 | 6.99% | 16 | 0 | 0 |
| Write-In Totals | 1 | 0.44% | 0 | 1 | 0 |
| Total Votes Cast | 229 | 100.00% | 191 | 38 | 0 |
| Overvotes | 1 | | 0 | 1 | 0 |
| Undervotes | 15 | | 14 | 1 | 0 |

REP REPRESENTATIVE IN CONGRESS 16TH DISTRICT

Vote For 1

| | TOTAL | VOTE % | ELECTIO N DAY | MAIL VOTE | PROVISI ONAL |
|------------------|-------|---------|------------------|--------------|-----------------|
| MIKE KELLY | 214 | 99.07% | 178 | 36 | 0 |
| Write-In Totals | 2 | 0.93% | 2 | 0 | 0 |
| Total Votes Cast | 216 | 100.00% | 180 | 36 | 0 |
| Overvotes | 0 | | 0 | 0 | 0 |
| Undervotes | 29 | | 25 | 4 | 0 |

REP SENATOR IN THE GENERAL ASSEMBLY 50TH DISTRICT

Vote For 1

| | TOTAL | VOTE % | ELECTIO N DAY | MAIL VOTE | PROVISI ONAL |
|------------------|-------|---------|------------------|--------------|-----------------|
| MICHELE BROOKS | 203 | 100.00% | 165 | 38 | 0 |
| Write-In Totals | 0 | 0.00% | 0 | 0 | 0 |
| Total Votes Cast | 203 | 100.00% | 165 | 38 | 0 |
| Overvotes | 0 | | 0 | 0 | 0 |
| Undervotes | 42 | | 40 | 2 | 0 |

REP REPRESENTATIVE IN THE GENERAL ASSEMBLY 9TH DISTRICT

Vote For 1

| | TOTAL | VOTE % | ELECTIO N DAY | MAIL VOTE | PROVISI ONAL |
|-------------------|-------|---------|------------------|--------------|-----------------|
| DARRYL AUDIA | 5 | 2.06% | 5 | 0 | 0 |
| NICK KERIN | 44 | 18.11% | 41 | 3 | 0 |
| MARLA GALLO BROWN | 193 | 79.42% | 157 | 36 | 0 |
| Write-In Totals | 1 | 0.41% | 0 | 1 | 0 |
| Total Votes Cast | 243 | 100.00% | 203 | 40 | 0 |
| Overvotes | 0 | | 0 | 0 | 0 |
| Undervotes | 2 | | 2 | 0 | 0 |

North Beaver Twp 3

REP MEMBER OF REPUBLICAN STATE COMMITTEE

Vote For 2

| | TOTAL | VOTE % | ELECTIO N DAY | MAIL VOTE | PROVISI ONAL |
|------------------|-------|---------|------------------|--------------|-----------------|
| SHERRY J PATTON | 179 | 47.48% | 143 | 36 | 0 |
| JEANIE STEELE | 39 | 10.34% | 35 | 4 | 0 |
| DALE TURNER | 157 | 41.64% | 128 | 29 | 0 |
| Write-In Totals | 2 | 0.53% | 2 | 0 | 0 |
| Total Votes Cast | 377 | 100.00% | 308 | 69 | 0 |
| Overvotes | 2 | | 2 | 0 | 0 |
| Undervotes | 111 | | 100 | 11 | 0 |

Perry Twp 1

Statistics

| | TOTAL | ELECTIO N DAY | MAIL VOTE | PROVISI ONAL |
|---------------------------------|--------|------------------|--------------|-----------------|
| Registered Voters - Total | 459 | | | |
| Registered Voters - DEMOCRATIC | 167 | | | |
| Registered Voters - REPUBLICAN | 222 | | | |
| Registered Voters - NONPARTISAN | 70 | | | |
| Ballots Cast - Total | 159 | 132 | 27 | 0 |
| Ballots Cast - DEMOCRATIC | 54 | 35 | 19 | 0 |
| Ballots Cast - REPUBLICAN | 105 | 97 | 8 | 0 |
| Ballots Cast - NONPARTISAN | 0 | 0 | 0 | 0 |
| Ballots Cast - Blank | 0 | 0 | 0 | 0 |
| Voter Turnout - Total | 34.64% | | | |
| Voter Turnout - DEMOCRATIC | 32.34% | | | |
| Voter Turnout - REPUBLICAN | 47.30% | | | |
| Voter Turnout - NONPARTISAN | 0.00% | | | |

DEM UNITED STATES SENATOR

Vote For 1

| | TOTAL | VOTE % | ELECTIO N DAY | MAIL VOTE | PROVISI ONAL |
|------------------|-------|---------|------------------|--------------|-----------------|
| ALEX KHALIL | 1 | 1.85% | 1 | 0 | 0 |
| CONOR LAMB | 22 | 40.74% | 10 | 12 | 0 |
| MALCOLM KENYATTA | 0 | 0.00% | 0 | 0 | 0 |
| JOHN FETTERMAN | 30 | 55.56% | 23 | 7 | 0 |
| Write-In Totals | 1 | 1.85% | 1 | 0 | 0 |
| Total Votes Cast | 54 | 100.00% | 35 | 19 | 0 |
| Overvotes | 0 | | 0 | 0 | 0 |
| Undervotes | 0 | | 0 | 0 | 0 |

DEM GOVERNOR

Vote For 1

| | TOTAL | VOTE % | ELECTIO N DAY | MAIL VOTE | PROVISI ONAL |
|------------------|-------|---------|------------------|--------------|-----------------|
| JOSH SHAPIRO | 48 | 94.12% | 30 | 18 | 0 |
| Write-In Totals | 3 | 5.88% | 3 | 0 | 0 |
| Total Votes Cast | 51 | 100.00% | 33 | 18 | 0 |
| Overvotes | 0 | | 0 | 0 | 0 |
| Undervotes | 3 | | 2 | 1 | 0 |

DEM LIEUTENANT GOVERNOR

Vote For 1

| | TOTAL | VOTE % | ELECTIO N DAY | MAIL VOTE | PROVISI ONAL |
|------------------|-------|---------|------------------|--------------|-----------------|
| AUSTIN DAVIS | 38 | 77.55% | 23 | 15 | 0 |
| RAY SOSA | 3 | 6.12% | 2 | 1 | 0 |
| BRIAN SIMS | 6 | 12.24% | 4 | 2 | 0 |
| Write-In Totals | 2 | 4.08% | 2 | 0 | 0 |
| Total Votes Cast | 49 | 100.00% | 31 | 18 | 0 |
| Overvotes | 0 | | 0 | 0 | 0 |
| Undervotes | 5 | | 4 | 1 | 0 |

Perry Twp 1

DEM REPRESENTATIVE IN CONGRESS 16TH DISTRICT

Vote For 1

| | TOTAL | VOTE % | ELECTIO N DAY | MAIL VOTE | PROVISI ONAL |
|------------------|-------|---------|------------------|--------------|-----------------|
| DAN PASTORE | 3 | 5.66% | 1 | 2 | 0 |
| RICK TELESZ | 49 | 92.45% | 32 | 17 | 0 |
| Write-In Totals | 1 | 1.89% | 1 | 0 | 0 |
| Total Votes Cast | 53 | 100.00% | 34 | 19 | 0 |
| Overvotes | 0 | | 0 | 0 | 0 |
| Undervotes | 1 | | 1 | 0 | 0 |

DEM REPRESENTATIVE IN THE GENERAL ASSEMBLY 8TH DISTRICT

Vote For 1

| | TOTAL | VOTE % | ELECTIO N DAY | MAIL VOTE | PROVISI ONAL |
|------------------|-------|---------|------------------|--------------|-----------------|
| Write-In Totals | 2 | 100.00% | 1 | 1 | 0 |
| Total Votes Cast | 2 | 100.00% | 1 | 1 | 0 |
| Overvotes | 0 | | 0 | 0 | 0 |
| Undervotes | 52 | | 34 | 18 | 0 |

DEM MEMBER OF DEMOCRATIC STATE COMMITTEE

Vote For 2

| | TOTAL | VOTE % | ELECTIO N DAY | MAIL VOTE | PROVISI ONAL |
|-------------------|-------|---------|------------------|--------------|-----------------|
| MIRA LOU THOMPSON | 49 | 94.23% | 30 | 19 | 0 |
| Write-In Totals | 3 | 5.77% | 2 | 1 | 0 |
| Total Votes Cast | 52 | 100.00% | 32 | 20 | 0 |
| Overvotes | 0 | | 0 | 0 | 0 |
| Undervotes | 56 | | 38 | 18 | 0 |

DEM MEMBER OF DEMOCRATIC COUNTY COMMITTEE - MALE Perry Twp 1

Vote For 1

| | TOTAL | VOTE % | ELECTIO N DAY | MAIL VOTE | PROVISI ONAL |
|------------------|-------|---------|------------------|--------------|-----------------|
| Write-In Totals | 3 | 100.00% | 2 | 1 | 0 |
| Total Votes Cast | 3 | 100.00% | 2 | 1 | 0 |
| Overvotes | 0 | | 0 | 0 | 0 |
| Undervotes | 51 | | 33 | 18 | 0 |

DEM MEMBER OF DEMOCRATIC COUNTY COMMITTEE - FEMALE Perry Twp 1

Vote For 1

| | TOTAL | VOTE % | ELECTIO N DAY | MAIL VOTE | PROVISI ONAL |
|------------------|-------|---------|------------------|--------------|-----------------|
| Write-In Totals | 2 | 100.00% | 1 | 1 | 0 |
| Total Votes Cast | 2 | 100.00% | 1 | 1 | 0 |
| Overvotes | 0 | | 0 | 0 | 0 |
| Undervotes | 52 | | 34 | 18 | 0 |

Perry Twp 1

REP UNITED STATES SENATOR

Vote For 1

| | TOTAL | VOTE % | ELECTIO N DAY | MAIL VOTE | PROVISI ONAL |
|------------------|-------|---------|------------------|--------------|-----------------|
| KATHY BARNETTE | 23 | 22.77% | 20 | 3 | 0 |
| MEHMET OZ | 19 | 18.81% | 19 | 0 | 0 |
| GEORGE BOCHETTO | 0 | 0.00% | 0 | 0 | 0 |
| JEFF BARTOS | 3 | 2.97% | 3 | 0 | 0 |
| DAVE MCCORMICK | 43 | 42.57% | 40 | 3 | 0 |
| SEAN GALE | 0 | 0.00% | 0 | 0 | 0 |
| CARLA SANDS | 12 | 11.88% | 10 | 2 | 0 |
| Write-In Totals | 1 | 0.99% | 1 | 0 | 0 |
| Total Votes Cast | 101 | 100.00% | 93 | 8 | 0 |
| Overvotes | 0 | | 0 | 0 | 0 |
| Undervotes | 4 | | 4 | 0 | 0 |

REP GOVERNOR

Vote For 1

| | TOTAL | VOTE % | ELECTIO N DAY | MAIL VOTE | PROVISI ONAL |
|---------------------|-------|---------|------------------|--------------|-----------------|
| LOU BARLETTA | 9 | 8.82% | 9 | 0 | 0 |
| DOUGLAS V MASTRIANO | 57 | 55.88% | 57 | 0 | 0 |
| NCHE ZAMA | 0 | 0.00% | 0 | 0 | 0 |
| DAVE WHITE | 7 | 6.86% | 7 | 0 | 0 |
| MELISSA HART | 11 | 10.78% | 8 | 3 | 0 |
| BILL MCSWAIN | 16 | 15.69% | 11 | 5 | 0 |
| CHARLIE GEROW | 0 | 0.00% | 0 | 0 | 0 |
| JOE GALE | 0 | 0.00% | 0 | 0 | 0 |
| JAKE CORMAN | 1 | 0.98% | 1 | 0 | 0 |
| Write-In Totals | 1 | 0.98% | 1 | 0 | 0 |
| Total Votes Cast | 102 | 100.00% | 94 | 8 | 0 |
| Overvotes | 0 | | 0 | 0 | 0 |
| Undervotes | 3 | | 3 | 0 | 0 |

Perry Twp 1

REP LIEUTENANT GOVERNOR

Vote For 1

| | TOTAL | VOTE % | ELECTIO N DAY | MAIL VOTE | PROVISI ONAL |
|-----------------------|-------|---------|------------------|--------------|-----------------|
| CLARICE SCHILLINGER | 3 | 3.09% | 3 | 0 | 0 |
| JAMES EARL JONES | 2 | 2.06% | 2 | 0 | 0 |
| RICK SACCONI | 13 | 13.40% | 13 | 0 | 0 |
| JOHN BROWN | 2 | 2.06% | 2 | 0 | 0 |
| CHRIS FRYE | 34 | 35.05% | 31 | 3 | 0 |
| JEFF COLEMAN | 1 | 1.03% | 1 | 0 | 0 |
| RUSS DIAMOND | 3 | 3.09% | 3 | 0 | 0 |
| CARRIE LEWIS DELROSSO | 32 | 32.99% | 27 | 5 | 0 |
| TEDDY DANIELS | 5 | 5.15% | 5 | 0 | 0 |
| Write-In Totals | 2 | 2.06% | 2 | 0 | 0 |
| Total Votes Cast | 97 | 100.00% | 89 | 8 | 0 |
| Overvotes | 0 | | 0 | 0 | 0 |
| Undervotes | 8 | | 8 | 0 | 0 |

REP REPRESENTATIVE IN CONGRESS 16TH DISTRICT

Vote For 1

| | TOTAL | VOTE % | ELECTIO N DAY | MAIL VOTE | PROVISI ONAL |
|------------------|-------|---------|------------------|--------------|-----------------|
| MIKE KELLY | 95 | 98.96% | 87 | 8 | 0 |
| Write-In Totals | 1 | 1.04% | 1 | 0 | 0 |
| Total Votes Cast | 96 | 100.00% | 88 | 8 | 0 |
| Overvotes | 0 | | 0 | 0 | 0 |
| Undervotes | 9 | | 9 | 0 | 0 |

REP REPRESENTATIVE IN THE GENERAL ASSEMBLY 8TH DISTRICT

Vote For 1

| | TOTAL | VOTE % | ELECTIO N DAY | MAIL VOTE | PROVISI ONAL |
|------------------|-------|---------|------------------|--------------|-----------------|
| JOHN L KENNEDY | 13 | 12.75% | 13 | 0 | 0 |
| ERIC O DITULLIO | 9 | 8.82% | 9 | 0 | 0 |
| AARON BERNSTINE | 79 | 77.45% | 71 | 8 | 0 |
| Write-In Totals | 1 | 0.98% | 1 | 0 | 0 |
| Total Votes Cast | 102 | 100.00% | 94 | 8 | 0 |
| Overvotes | 0 | | 0 | 0 | 0 |
| Undervotes | 3 | | 3 | 0 | 0 |

Perry Twp 1

REP MEMBER OF REPUBLICAN STATE COMMITTEE

Vote For 2

| | TOTAL | VOTE % | ELECTIO N DAY | MAIL VOTE | PROVISI ONAL |
|------------------|-------|---------|------------------|--------------|-----------------|
| SHERRY J PATTON | 41 | 26.28% | 37 | 4 | 0 |
| JEANIE STEELE | 36 | 23.08% | 35 | 1 | 0 |
| DALE TURNER | 78 | 50.00% | 73 | 5 | 0 |
| Write-In Totals | 1 | 0.64% | 1 | 0 | 0 |
| Total Votes Cast | 156 | 100.00% | 146 | 10 | 0 |
| Overvotes | 0 | | 0 | 0 | 0 |
| Undervotes | 54 | | 48 | 6 | 0 |

Perry Twp 2

Statistics

| | TOTAL | ELECTIO N DAY | MAIL VOTE | PROVISI ONAL |
|---------------------------------|--------|------------------|--------------|-----------------|
| Registered Voters - Total | 863 | | | |
| Registered Voters - DEMOCRATIC | 223 | | | |
| Registered Voters - REPUBLICAN | 537 | | | |
| Registered Voters - NONPARTISAN | 103 | | | |
| Ballots Cast - Total | 313 | 248 | 65 | 0 |
| Ballots Cast - DEMOCRATIC | 83 | 33 | 50 | 0 |
| Ballots Cast - REPUBLICAN | 230 | 215 | 15 | 0 |
| Ballots Cast - NONPARTISAN | 0 | 0 | 0 | 0 |
| Ballots Cast - Blank | 1 | 1 | 0 | 0 |
| Voter Turnout - Total | 36.27% | | | |
| Voter Turnout - DEMOCRATIC | 37.22% | | | |
| Voter Turnout - REPUBLICAN | 42.83% | | | |
| Voter Turnout - NONPARTISAN | 0.00% | | | |

DEM UNITED STATES SENATOR

Vote For 1

| | TOTAL | VOTE % | ELECTIO N DAY | MAIL VOTE | PROVISI ONAL |
|------------------|-------|---------|------------------|--------------|-----------------|
| ALEX KHALIL | 3 | 3.61% | 2 | 1 | 0 |
| CONOR LAMB | 27 | 32.53% | 12 | 15 | 0 |
| MALCOLM KENYATTA | 1 | 1.20% | 0 | 1 | 0 |
| JOHN FETTERMAN | 51 | 61.45% | 19 | 32 | 0 |
| Write-In Totals | 1 | 1.20% | 0 | 1 | 0 |
| Total Votes Cast | 83 | 100.00% | 33 | 50 | 0 |
| Overvotes | 0 | | 0 | 0 | 0 |
| Undervotes | 0 | | 0 | 0 | 0 |

DEM GOVERNOR

Vote For 1

| | TOTAL | VOTE % | ELECTIO N DAY | MAIL VOTE | PROVISI ONAL |
|------------------|-------|---------|------------------|--------------|-----------------|
| JOSH SHAPIRO | 78 | 98.73% | 29 | 49 | 0 |
| Write-In Totals | 1 | 1.27% | 0 | 1 | 0 |
| Total Votes Cast | 79 | 100.00% | 29 | 50 | 0 |
| Overvotes | 0 | | 0 | 0 | 0 |
| Undervotes | 4 | | 4 | 0 | 0 |

DEM LIEUTENANT GOVERNOR

Vote For 1

| | TOTAL | VOTE % | ELECTIO N DAY | MAIL VOTE | PROVISI ONAL |
|------------------|-------|---------|------------------|--------------|-----------------|
| AUSTIN DAVIS | 71 | 88.75% | 23 | 48 | 0 |
| RAY SOSA | 1 | 1.25% | 0 | 1 | 0 |
| BRIAN SIMS | 8 | 10.00% | 7 | 1 | 0 |
| Write-In Totals | 0 | 0.00% | 0 | 0 | 0 |
| Total Votes Cast | 80 | 100.00% | 30 | 50 | 0 |
| Overvotes | 0 | | 0 | 0 | 0 |
| Undervotes | 3 | | 3 | 0 | 0 |

Perry Twp 2

DEM REPRESENTATIVE IN CONGRESS 16TH DISTRICT

Vote For 1

| | TOTAL | VOTE % | ELECTIO N DAY | MAIL VOTE | PROVISI ONAL |
|------------------|-------|---------|------------------|--------------|-----------------|
| DAN PASTORE | 11 | 13.58% | 8 | 3 | 0 |
| RICK TELESZ | 70 | 86.42% | 23 | 47 | 0 |
| Write-In Totals | 0 | 0.00% | 0 | 0 | 0 |
| Total Votes Cast | 81 | 100.00% | 31 | 50 | 0 |
| Overvotes | 0 | | 0 | 0 | 0 |
| Undervotes | 2 | | 2 | 0 | 0 |

DEM REPRESENTATIVE IN THE GENERAL ASSEMBLY 8TH DISTRICT

Vote For 1

| | TOTAL | VOTE % | ELECTIO N DAY | MAIL VOTE | PROVISI ONAL |
|------------------|-------|---------|------------------|--------------|-----------------|
| Write-In Totals | 2 | 100.00% | 1 | 1 | 0 |
| Total Votes Cast | 2 | 100.00% | 1 | 1 | 0 |
| Overvotes | 0 | | 0 | 0 | 0 |
| Undervotes | 81 | | 32 | 49 | 0 |

DEM MEMBER OF DEMOCRATIC STATE COMMITTEE

Vote For 2

| | TOTAL | VOTE % | ELECTIO N DAY | MAIL VOTE | PROVISI ONAL |
|-------------------|-------|---------|------------------|--------------|-----------------|
| MIRA LOU THOMPSON | 69 | 100.00% | 23 | 46 | 0 |
| Write-In Totals | 0 | 0.00% | 0 | 0 | 0 |
| Total Votes Cast | 69 | 100.00% | 23 | 46 | 0 |
| Overvotes | 0 | | 0 | 0 | 0 |
| Undervotes | 97 | | 43 | 54 | 0 |

DEM MEMBER OF DEMOCRATIC COUNTY COMMITTEE - MALE Perry Twp 2

Vote For 1

| | TOTAL | VOTE % | ELECTIO N DAY | MAIL VOTE | PROVISI ONAL |
|------------------|-------|---------|------------------|--------------|-----------------|
| Write-In Totals | 2 | 100.00% | 0 | 2 | 0 |
| Total Votes Cast | 2 | 100.00% | 0 | 2 | 0 |
| Overvotes | 0 | | 0 | 0 | 0 |
| Undervotes | 81 | | 33 | 48 | 0 |

DEM MEMBER OF DEMOCRATIC COUNTY COMMITTEE - FEMALE Perry Twp 2

Vote For 1

| | TOTAL | VOTE % | ELECTIO N DAY | MAIL VOTE | PROVISI ONAL |
|------------------|-------|---------|------------------|--------------|-----------------|
| Write-In Totals | 1 | 100.00% | 0 | 1 | 0 |
| Total Votes Cast | 1 | 100.00% | 0 | 1 | 0 |
| Overvotes | 0 | | 0 | 0 | 0 |
| Undervotes | 82 | | 33 | 49 | 0 |

Perry Twp 2

REP UNITED STATES SENATOR

Vote For 1

| | TOTAL | VOTE % | ELECTIO N DAY | MAIL VOTE | PROVISI ONAL |
|------------------|-------|---------|------------------|--------------|-----------------|
| KATHY BARNETTE | 67 | 29.52% | 63 | 4 | 0 |
| MEHMET OZ | 74 | 32.60% | 73 | 1 | 0 |
| GEORGE BOCHETTO | 3 | 1.32% | 3 | 0 | 0 |
| JEFF BARTOS | 3 | 1.32% | 2 | 1 | 0 |
| DAVE MCCORMICK | 72 | 31.72% | 66 | 6 | 0 |
| SEAN GALE | 1 | 0.44% | 1 | 0 | 0 |
| CARLA SANDS | 6 | 2.64% | 4 | 2 | 0 |
| Write-In Totals | 1 | 0.44% | 0 | 1 | 0 |
| Total Votes Cast | 227 | 100.00% | 212 | 15 | 0 |
| Overvotes | 0 | | 0 | 0 | 0 |
| Undervotes | 3 | | 3 | 0 | 0 |

REP GOVERNOR

Vote For 1

| | TOTAL | VOTE % | ELECTIO N DAY | MAIL VOTE | PROVISI ONAL |
|---------------------|-------|---------|------------------|--------------|-----------------|
| LOU BARLETTA | 22 | 9.73% | 21 | 1 | 0 |
| DOUGLAS V MASTRIANO | 117 | 51.77% | 115 | 2 | 0 |
| NCHE ZAMA | 1 | 0.44% | 1 | 0 | 0 |
| DAVE WHITE | 13 | 5.75% | 12 | 1 | 0 |
| MELISSA HART | 22 | 9.73% | 15 | 7 | 0 |
| BILL MCSWAIN | 45 | 19.91% | 42 | 3 | 0 |
| CHARLIE GEROW | 0 | 0.00% | 0 | 0 | 0 |
| JOE GALE | 2 | 0.88% | 2 | 0 | 0 |
| JAKE CORMAN | 3 | 1.33% | 3 | 0 | 0 |
| Write-In Totals | 1 | 0.44% | 0 | 1 | 0 |
| Total Votes Cast | 226 | 100.00% | 211 | 15 | 0 |
| Overvotes | 0 | | 0 | 0 | 0 |
| Undervotes | 4 | | 4 | 0 | 0 |

Perry Twp 2

REP LIEUTENANT GOVERNOR

Vote For 1

| | TOTAL | VOTE % | ELECTIO N DAY | MAIL VOTE | PROVISI ONAL |
|-----------------------|-------|---------|------------------|--------------|-----------------|
| CLARICE SCHILLINGER | 2 | 0.93% | 2 | 0 | 0 |
| JAMES EARL JONES | 8 | 3.72% | 8 | 0 | 0 |
| RICK SACCONI | 21 | 9.77% | 17 | 4 | 0 |
| JOHN BROWN | 0 | 0.00% | 0 | 0 | 0 |
| CHRIS FRYE | 72 | 33.49% | 68 | 4 | 0 |
| JEFF COLEMAN | 2 | 0.93% | 2 | 0 | 0 |
| RUSS DIAMOND | 5 | 2.33% | 5 | 0 | 0 |
| CARRIE LEWIS DELROSSO | 73 | 33.95% | 68 | 5 | 0 |
| TEDDY DANIELS | 30 | 13.95% | 30 | 0 | 0 |
| Write-In Totals | 2 | 0.93% | 1 | 1 | 0 |
| Total Votes Cast | 215 | 100.00% | 201 | 14 | 0 |
| Overvotes | 0 | | 0 | 0 | 0 |
| Undervotes | 15 | | 14 | 1 | 0 |

REP REPRESENTATIVE IN CONGRESS 16TH DISTRICT

Vote For 1

| | TOTAL | VOTE % | ELECTIO N DAY | MAIL VOTE | PROVISI ONAL |
|------------------|-------|---------|------------------|--------------|-----------------|
| MIKE KELLY | 207 | 99.52% | 195 | 12 | 0 |
| Write-In Totals | 1 | 0.48% | 0 | 1 | 0 |
| Total Votes Cast | 208 | 100.00% | 195 | 13 | 0 |
| Overvotes | 0 | | 0 | 0 | 0 |
| Undervotes | 22 | | 20 | 2 | 0 |

REP REPRESENTATIVE IN THE GENERAL ASSEMBLY 8TH DISTRICT

Vote For 1

| | TOTAL | VOTE % | ELECTIO N DAY | MAIL VOTE | PROVISI ONAL |
|------------------|-------|---------|------------------|--------------|-----------------|
| JOHN L KENNEDY | 53 | 23.77% | 50 | 3 | 0 |
| ERIC O DITULLIO | 9 | 4.04% | 6 | 3 | 0 |
| AARON BERNSTINE | 161 | 72.20% | 153 | 8 | 0 |
| Write-In Totals | 0 | 0.00% | 0 | 0 | 0 |
| Total Votes Cast | 223 | 100.00% | 209 | 14 | 0 |
| Overvotes | 0 | | 0 | 0 | 0 |
| Undervotes | 7 | | 6 | 1 | 0 |

Perry Twp 2

REP MEMBER OF REPUBLICAN STATE COMMITTEE

Vote For 2

| | TOTAL | VOTE % | ELECTIO N DAY | MAIL VOTE | PROVISI ONAL |
|------------------|-------|---------|------------------|--------------|-----------------|
| SHERRY J PATTON | 81 | 22.75% | 77 | 4 | 0 |
| JEANIE STEELE | 94 | 26.40% | 87 | 7 | 0 |
| DALE TURNER | 176 | 49.44% | 163 | 13 | 0 |
| Write-In Totals | 5 | 1.40% | 5 | 0 | 0 |
| Total Votes Cast | 356 | 100.00% | 332 | 24 | 0 |
| Overvotes | 0 | | 0 | 0 | 0 |
| Undervotes | 104 | | 98 | 6 | 0 |

Plain Grove Twp

Statistics

| | TOTAL | ELECTIO N DAY | MAIL VOTE | PROVISI ONAL |
|---------------------------------|--------|------------------|--------------|-----------------|
| Registered Voters - Total | 542 | | | |
| Registered Voters - DEMOCRATIC | 121 | | | |
| Registered Voters - REPUBLICAN | 339 | | | |
| Registered Voters - NONPARTISAN | 82 | | | |
| Ballots Cast - Total | 196 | 187 | 9 | 0 |
| Ballots Cast - DEMOCRATIC | 39 | 32 | 7 | 0 |
| Ballots Cast - REPUBLICAN | 157 | 155 | 2 | 0 |
| Ballots Cast - NONPARTISAN | 0 | 0 | 0 | 0 |
| Ballots Cast - Blank | 0 | 0 | 0 | 0 |
| Voter Turnout - Total | 36.16% | | | |
| Voter Turnout - DEMOCRATIC | 32.23% | | | |
| Voter Turnout - REPUBLICAN | 46.31% | | | |
| Voter Turnout - NONPARTISAN | 0.00% | | | |

DEM UNITED STATES SENATOR

Vote For 1

| | TOTAL | VOTE % | ELECTIO N DAY | MAIL VOTE | PROVISI ONAL |
|------------------|-------|---------|------------------|--------------|-----------------|
| ALEX KHALIL | 1 | 2.56% | 1 | 0 | 0 |
| CONOR LAMB | 12 | 30.77% | 10 | 2 | 0 |
| MALCOLM KENYATTA | 0 | 0.00% | 0 | 0 | 0 |
| JOHN FETTERMAN | 23 | 58.97% | 18 | 5 | 0 |
| Write-In Totals | 3 | 7.69% | 3 | 0 | 0 |
| Total Votes Cast | 39 | 100.00% | 32 | 7 | 0 |
| Overvotes | 0 | | 0 | 0 | 0 |
| Undervotes | 0 | | 0 | 0 | 0 |

DEM GOVERNOR

Vote For 1

| | TOTAL | VOTE % | ELECTIO N DAY | MAIL VOTE | PROVISI ONAL |
|------------------|-------|---------|------------------|--------------|-----------------|
| JOSH SHAPIRO | 35 | 89.74% | 28 | 7 | 0 |
| Write-In Totals | 4 | 10.26% | 4 | 0 | 0 |
| Total Votes Cast | 39 | 100.00% | 32 | 7 | 0 |
| Overvotes | 0 | | 0 | 0 | 0 |
| Undervotes | 0 | | 0 | 0 | 0 |

DEM LIEUTENANT GOVERNOR

Vote For 1

| | TOTAL | VOTE % | ELECTIO N DAY | MAIL VOTE | PROVISI ONAL |
|------------------|-------|---------|------------------|--------------|-----------------|
| AUSTIN DAVIS | 30 | 83.33% | 24 | 6 | 0 |
| RAY SOSA | 1 | 2.78% | 0 | 1 | 0 |
| BRIAN SIMS | 2 | 5.56% | 2 | 0 | 0 |
| Write-In Totals | 3 | 8.33% | 3 | 0 | 0 |
| Total Votes Cast | 36 | 100.00% | 29 | 7 | 0 |
| Overvotes | 0 | | 0 | 0 | 0 |
| Undervotes | 3 | | 3 | 0 | 0 |

Plain Grove Twp

DEM REPRESENTATIVE IN CONGRESS 16TH DISTRICT

Vote For 1

| | TOTAL | VOTE % | ELECTIO N DAY | MAIL VOTE | PROVISI ONAL |
|------------------|-------|---------|------------------|--------------|-----------------|
| DAN PASTORE | 2 | 5.13% | 2 | 0 | 0 |
| RICK TELESZ | 34 | 87.18% | 27 | 7 | 0 |
| Write-In Totals | 3 | 7.69% | 3 | 0 | 0 |
| Total Votes Cast | 39 | 100.00% | 32 | 7 | 0 |
| Overvotes | 0 | | 0 | 0 | 0 |
| Undervotes | 0 | | 0 | 0 | 0 |

DEM SENATOR IN THE GENERAL ASSEMBLY 50TH DISTRICT

Vote For 1

| | TOTAL | VOTE % | ELECTIO N DAY | MAIL VOTE | PROVISI ONAL |
|------------------|-------|---------|------------------|--------------|-----------------|
| RIANNA CZECH | 30 | 88.24% | 24 | 6 | 0 |
| Write-In Totals | 4 | 11.76% | 4 | 0 | 0 |
| Total Votes Cast | 34 | 100.00% | 28 | 6 | 0 |
| Overvotes | 0 | | 0 | 0 | 0 |
| Undervotes | 5 | | 4 | 1 | 0 |

DEM REPRESENTATIVE IN THE GENERAL ASSEMBLY 8TH DISTRICT

Vote For 1

| | TOTAL | VOTE % | ELECTIO N DAY | MAIL VOTE | PROVISI ONAL |
|------------------|-------|---------|------------------|--------------|-----------------|
| Write-In Totals | 6 | 100.00% | 6 | 0 | 0 |
| Total Votes Cast | 6 | 100.00% | 6 | 0 | 0 |
| Overvotes | 0 | | 0 | 0 | 0 |
| Undervotes | 33 | | 26 | 7 | 0 |

DEM MEMBER OF DEMOCRATIC STATE COMMITTEE

Vote For 2

| | TOTAL | VOTE % | ELECTIO N DAY | MAIL VOTE | PROVISI ONAL |
|-------------------|-------|---------|------------------|--------------|-----------------|
| MIRA LOU THOMPSON | 31 | 86.11% | 25 | 6 | 0 |
| Write-In Totals | 5 | 13.89% | 5 | 0 | 0 |
| Total Votes Cast | 36 | 100.00% | 30 | 6 | 0 |
| Overvotes | 0 | | 0 | 0 | 0 |
| Undervotes | 42 | | 34 | 8 | 0 |

DEM MEMBER OF DEMOCRATIC COUNTY COMMITTEE - MALE Plain Grove Twp

Vote For 1

| | TOTAL | VOTE % | ELECTIO N DAY | MAIL VOTE | PROVISI ONAL |
|------------------|-------|---------|------------------|--------------|-----------------|
| Write-In Totals | 4 | 100.00% | 4 | 0 | 0 |
| Total Votes Cast | 4 | 100.00% | 4 | 0 | 0 |
| Overvotes | 0 | | 0 | 0 | 0 |
| Undervotes | 35 | | 28 | 7 | 0 |

Plain Grove Twp

DEM MEMBER OF DEMOCRATIC COUNTY COMMITTEE - FEMALE Plain Grove Twp

Vote For 1

| | TOTAL | VOTE % | ELECTIO N DAY | MAIL VOTE | PROVISI ONAL |
|------------------|-------|---------|------------------|--------------|-----------------|
| Write-In Totals | 3 | 100.00% | 3 | 0 | 0 |
| Total Votes Cast | 3 | 100.00% | 3 | 0 | 0 |
| Overvotes | 0 | | 0 | 0 | 0 |
| Undervotes | 36 | | 29 | 7 | 0 |

REP UNITED STATES SENATOR

Vote For 1

| | TOTAL | VOTE % | ELECTIO N DAY | MAIL VOTE | PROVISI ONAL |
|------------------|-------|---------|------------------|--------------|-----------------|
| KATHY BARNETTE | 37 | 24.50% | 37 | 0 | 0 |
| MEHMET OZ | 45 | 29.80% | 45 | 0 | 0 |
| GEORGE BOCHETTO | 1 | 0.66% | 1 | 0 | 0 |
| JEFF BARTOS | 7 | 4.64% | 7 | 0 | 0 |
| DAVE MCCORMICK | 55 | 36.42% | 54 | 1 | 0 |
| SEAN GALE | 0 | 0.00% | 0 | 0 | 0 |
| CARLA SANDS | 6 | 3.97% | 5 | 1 | 0 |
| Write-In Totals | 0 | 0.00% | 0 | 0 | 0 |
| Total Votes Cast | 151 | 100.00% | 149 | 2 | 0 |
| Overvotes | 0 | | 0 | 0 | 0 |
| Undervotes | 6 | | 6 | 0 | 0 |

REP GOVERNOR

Vote For 1

| | TOTAL | VOTE % | ELECTIO N DAY | MAIL VOTE | PROVISI ONAL |
|---------------------|-------|---------|------------------|--------------|-----------------|
| LOU BARLETTA | 4 | 2.55% | 4 | 0 | 0 |
| DOUGLAS V MASTRIANO | 107 | 68.15% | 107 | 0 | 0 |
| NCHE ZAMA | 2 | 1.27% | 2 | 0 | 0 |
| DAVE WHITE | 8 | 5.10% | 8 | 0 | 0 |
| MELISSA HART | 11 | 7.01% | 9 | 2 | 0 |
| BILL MCSWAIN | 23 | 14.65% | 23 | 0 | 0 |
| CHARLIE GEROW | 0 | 0.00% | 0 | 0 | 0 |
| JOE GALE | 0 | 0.00% | 0 | 0 | 0 |
| JAKE CORMAN | 2 | 1.27% | 2 | 0 | 0 |
| Write-In Totals | 0 | 0.00% | 0 | 0 | 0 |
| Total Votes Cast | 157 | 100.00% | 155 | 2 | 0 |
| Overvotes | 0 | | 0 | 0 | 0 |
| Undervotes | 0 | | 0 | 0 | 0 |

Plain Grove Twp

REP LIEUTENANT GOVERNOR

Vote For 1

| | TOTAL | VOTE % | ELECTIO N DAY | MAIL VOTE | PROVISI ONAL |
|-----------------------|-------|---------|------------------|--------------|-----------------|
| CLARICE SCHILLINGER | 3 | 2.08% | 3 | 0 | 0 |
| JAMES EARL JONES | 4 | 2.78% | 4 | 0 | 0 |
| RICK SACCONI | 15 | 10.42% | 14 | 1 | 0 |
| JOHN BROWN | 3 | 2.08% | 3 | 0 | 0 |
| CHRIS FRYE | 63 | 43.75% | 62 | 1 | 0 |
| JEFF COLEMAN | 2 | 1.39% | 2 | 0 | 0 |
| RUSS DIAMOND | 1 | 0.69% | 1 | 0 | 0 |
| CARRIE LEWIS DELROSSO | 35 | 24.31% | 35 | 0 | 0 |
| TEDDY DANIELS | 18 | 12.50% | 18 | 0 | 0 |
| Write-In Totals | 0 | 0.00% | 0 | 0 | 0 |
| Total Votes Cast | 144 | 100.00% | 142 | 2 | 0 |
| Overvotes | 0 | | 0 | 0 | 0 |
| Undervotes | 13 | | 13 | 0 | 0 |

REP REPRESENTATIVE IN CONGRESS 16TH DISTRICT

Vote For 1

| | TOTAL | VOTE % | ELECTIO N DAY | MAIL VOTE | PROVISI ONAL |
|------------------|-------|---------|------------------|--------------|-----------------|
| MIKE KELLY | 146 | 98.65% | 144 | 2 | 0 |
| Write-In Totals | 2 | 1.35% | 2 | 0 | 0 |
| Total Votes Cast | 148 | 100.00% | 146 | 2 | 0 |
| Overvotes | 0 | | 0 | 0 | 0 |
| Undervotes | 9 | | 9 | 0 | 0 |

REP SENATOR IN THE GENERAL ASSEMBLY 50TH DISTRICT

Vote For 1

| | TOTAL | VOTE % | ELECTIO N DAY | MAIL VOTE | PROVISI ONAL |
|------------------|-------|---------|------------------|--------------|-----------------|
| MICHELE BROOKS | 138 | 100.00% | 136 | 2 | 0 |
| Write-In Totals | 0 | 0.00% | 0 | 0 | 0 |
| Total Votes Cast | 138 | 100.00% | 136 | 2 | 0 |
| Overvotes | 0 | | 0 | 0 | 0 |
| Undervotes | 19 | | 19 | 0 | 0 |

REP REPRESENTATIVE IN THE GENERAL ASSEMBLY 8TH DISTRICT






Vote For 1

| | TOTAL | VOTE % | ELECTIO N DAY | MAIL VOTE | PROVISI ONAL |
|------------------|-------|---------|------------------|--------------|-----------------|
| JOHN L KENNEDY | 17 | 11.04% | 17 | 0 | 0 |
| ERIC O DITULLIO | 5 | 3.25% | 5 | 0 | 0 |
| AARON BERNSTINE | 132 | 85.71% | 130 | 2 | 0 |
| Write-In Totals | 0 | 0.00% | 0 | 0 | 0 |
| Total Votes Cast | 154 | 100.00% | 152 | 2 | 0 |
| Overvotes | 0 | | 0 | 0 | 0 |
| Undervotes | 3 | | 3 | 0 | 0 |

Plain Grove Twp

REP MEMBER OF REPUBLICAN STATE COMMITTEE

Vote For 2

| | TOTAL | VOTE % | ELECTIO N DAY | MAIL VOTE | PROVISI ONAL |
|------------------|-------|---|------------------|--------------|-----------------|
| SHERRY J PATTON | 41 | 17.52%  | 41 | 0 | 0 |
| JEANIE STEELE | 73 | 31.20%  | 71 | 2 | 0 |
| DALE TURNER | 119 | 50.85%  | 118 | 1 | 0 |
| Write-In Totals | 1 | 0.43%  | 1 | 0 | 0 |
| Total Votes Cast | 234 | 100.00%  | 231 | 3 | 0 |
| Overvotes | 0 | | 0 | 0 | 0 |
| Undervotes | 80 | | 79 | 1 | 0 |

Pulaski Twp 1

| Statistics | TOTAL | ELECTIO N DAY | MAIL VOTE | PROVISI ONAL |
|---------------------------------|--------|------------------|--------------|-----------------|
| Registered Voters - Total | 683 | | | |
| Registered Voters - DEMOCRATIC | 175 | | | |
| Registered Voters - REPUBLICAN | 436 | | | |
| Registered Voters - NONPARTISAN | 72 | | | |
| Ballots Cast - Total | 245 | 212 | 33 | 0 |
| Ballots Cast - DEMOCRATIC | 64 | 41 | 23 | 0 |
| Ballots Cast - REPUBLICAN | 181 | 171 | 10 | 0 |
| Ballots Cast - NONPARTISAN | 0 | 0 | 0 | 0 |
| Ballots Cast - Blank | 0 | 0 | 0 | 0 |
| Voter Turnout - Total | 35.87% | | | |
| Voter Turnout - DEMOCRATIC | 36.57% | | | |
| Voter Turnout - REPUBLICAN | 41.51% | | | |
| Voter Turnout - NONPARTISAN | 0.00% | | | |

DEM UNITED STATES SENATOR

Vote For 1

| | TOTAL | VOTE % | ELECTIO N DAY | MAIL VOTE | PROVISI ONAL |
|------------------|-------|---------|------------------|--------------|-----------------|
| ALEX KHALIL | 4 | 6.35% | 4 | 0 | 0 |
| CONOR LAMB | 25 | 39.68% | 12 | 13 | 0 |
| MALCOLM KENYATTA | 1 | 1.59% | 1 | 0 | 0 |
| JOHN FETTERMAN | 29 | 46.03% | 19 | 10 | 0 |
| Write-In Totals | 4 | 6.35% | 4 | 0 | 0 |
| Total Votes Cast | 63 | 100.00% | 40 | 23 | 0 |
| Overvotes | 0 | | 0 | 0 | 0 |
| Undervotes | 1 | | 1 | 0 | 0 |

DEM GOVERNOR

Vote For 1

| | TOTAL | VOTE % | ELECTIO N DAY | MAIL VOTE | PROVISI ONAL |
|------------------|-------|---------|------------------|--------------|-----------------|
| JOSH SHAPIRO | 53 | 92.98% | 31 | 22 | 0 |
| Write-In Totals | 4 | 7.02% | 4 | 0 | 0 |
| Total Votes Cast | 57 | 100.00% | 35 | 22 | 0 |
| Overvotes | 0 | | 0 | 0 | 0 |
| Undervotes | 7 | | 6 | 1 | 0 |

DEM LIEUTENANT GOVERNOR

Vote For 1

| | TOTAL | VOTE % | ELECTIO N DAY | MAIL VOTE | PROVISI ONAL |
|------------------|-------|---------|------------------|--------------|-----------------|
| AUSTIN DAVIS | 42 | 75.00% | 22 | 20 | 0 |
| RAY SOSA | 5 | 8.93% | 5 | 0 | 0 |
| BRIAN SIMS | 5 | 8.93% | 3 | 2 | 0 |
| Write-In Totals | 4 | 7.14% | 4 | 0 | 0 |
| Total Votes Cast | 56 | 100.00% | 34 | 22 | 0 |
| Overvotes | 0 | | 0 | 0 | 0 |
| Undervotes | 8 | | 7 | 1 | 0 |

Pulaski Twp 1

DEM REPRESENTATIVE IN CONGRESS 16TH DISTRICT

Vote For 1

| | TOTAL | VOTE % | ELECTIO N DAY | MAIL VOTE | PROVISI ONAL |
|------------------|-------|---------|------------------|--------------|-----------------|
| DAN PASTORE | 9 | 15.00% | 5 | 4 | 0 |
| RICK TELESZ | 46 | 76.67% | 28 | 18 | 0 |
| Write-In Totals | 5 | 8.33% | 5 | 0 | 0 |
| Total Votes Cast | 60 | 100.00% | 38 | 22 | 0 |
| Overvotes | 0 | | 0 | 0 | 0 |
| Undervotes | 4 | | 3 | 1 | 0 |

DEM SENATOR IN THE GENERAL ASSEMBLY 50TH DISTRICT

Vote For 1

| | TOTAL | VOTE % | ELECTIO N DAY | MAIL VOTE | PROVISI ONAL |
|------------------|-------|---------|------------------|--------------|-----------------|
| RIANNA CZECH | 46 | 93.88% | 30 | 16 | 0 |
| Write-In Totals | 3 | 6.12% | 3 | 0 | 0 |
| Total Votes Cast | 49 | 100.00% | 33 | 16 | 0 |
| Overvotes | 0 | | 0 | 0 | 0 |
| Undervotes | 15 | | 8 | 7 | 0 |

DEM REPRESENTATIVE IN THE GENERAL ASSEMBLY 9TH DISTRICT

Vote For 1

| | TOTAL | VOTE % | ELECTIO N DAY | MAIL VOTE | PROVISI ONAL |
|------------------|-------|---------|------------------|--------------|-----------------|
| CHRIS SAINATO | 56 | 94.92% | 33 | 23 | 0 |
| Write-In Totals | 3 | 5.08% | 3 | 0 | 0 |
| Total Votes Cast | 59 | 100.00% | 36 | 23 | 0 |
| Overvotes | 0 | | 0 | 0 | 0 |
| Undervotes | 5 | | 5 | 0 | 0 |

DEM MEMBER OF DEMOCRATIC STATE COMMITTEE

Vote For 2

| | TOTAL | VOTE % | ELECTIO N DAY | MAIL VOTE | PROVISI ONAL |
|-------------------|-------|---------|------------------|--------------|-----------------|
| MIRA LOU THOMPSON | 54 | 98.18% | 33 | 21 | 0 |
| Write-In Totals | 1 | 1.82% | 1 | 0 | 0 |
| Total Votes Cast | 55 | 100.00% | 34 | 21 | 0 |
| Overvotes | 0 | | 0 | 0 | 0 |
| Undervotes | 73 | | 48 | 25 | 0 |

DEM MEMBER OF DEMOCRATIC COUNTY COMMITTEE - MALE Pulaski Twp 1

Vote For 1

| | TOTAL | VOTE % | ELECTIO N DAY | MAIL VOTE | PROVISI ONAL |
|------------------|-------|---------|------------------|--------------|-----------------|
| MARK SUMMERVILLE | 57 | 100.00% | 37 | 20 | 0 |
| Write-In Totals | 0 | 0.00% | 0 | 0 | 0 |
| Total Votes Cast | 57 | 100.00% | 37 | 20 | 0 |
| Overvotes | 0 | | 0 | 0 | 0 |
| Undervotes | 7 | | 4 | 3 | 0 |

Pulaski Twp 1

DEM MEMBER OF DEMOCRATIC COUNTY COMMITTEE - FEMALE Pulaski Twp 1

Vote For 1

| | TOTAL | VOTE % | ELECTIO N DAY | MAIL VOTE | PROVISI ONAL |
|------------------|-------|---------|------------------|--------------|-----------------|
| Write-In Totals | 4 | 100.00% | 4 | 0 | 0 |
| Total Votes Cast | 4 | 100.00% | 4 | 0 | 0 |
| Overvotes | 0 | | 0 | 0 | 0 |
| Undervotes | 60 | | 37 | 23 | 0 |

REP UNITED STATES SENATOR

Vote For 1

| | TOTAL | VOTE % | ELECTIO N DAY | MAIL VOTE | PROVISI ONAL |
|------------------|-------|---------|------------------|--------------|-----------------|
| KATHY BARNETTE | 83 | 47.16% | 78 | 5 | 0 |
| MEHMET OZ | 38 | 21.59% | 36 | 2 | 0 |
| GEORGE BOCHETTO | 1 | 0.57% | 1 | 0 | 0 |
| JEFF BARTOS | 4 | 2.27% | 4 | 0 | 0 |
| DAVE MCCORMICK | 40 | 22.73% | 38 | 2 | 0 |
| SEAN GALE | 0 | 0.00% | 0 | 0 | 0 |
| CARLA SANDS | 7 | 3.98% | 7 | 0 | 0 |
| Write-In Totals | 3 | 1.70% | 2 | 1 | 0 |
| Total Votes Cast | 176 | 100.00% | 166 | 10 | 0 |
| Overvotes | 0 | | 0 | 0 | 0 |
| Undervotes | 5 | | 5 | 0 | 0 |

REP GOVERNOR

Vote For 1

| | TOTAL | VOTE % | ELECTIO N DAY | MAIL VOTE | PROVISI ONAL |
|---------------------|-------|---------|------------------|--------------|-----------------|
| LOU BARLETTA | 18 | 10.06% | 18 | 0 | 0 |
| DOUGLAS V MASTRIANO | 94 | 52.51% | 93 | 1 | 0 |
| NCHE ZAMA | 0 | 0.00% | 0 | 0 | 0 |
| DAVE WHITE | 2 | 1.12% | 2 | 0 | 0 |
| MELISSA HART | 15 | 8.38% | 13 | 2 | 0 |
| BILL MCSWAIN | 45 | 25.14% | 40 | 5 | 0 |
| CHARLIE GEROW | 0 | 0.00% | 0 | 0 | 0 |
| JOE GALE | 0 | 0.00% | 0 | 0 | 0 |
| JAKE CORMAN | 3 | 1.68% | 2 | 1 | 0 |
| Write-In Totals | 2 | 1.12% | 1 | 1 | 0 |
| Total Votes Cast | 179 | 100.00% | 169 | 10 | 0 |
| Overvotes | 0 | | 0 | 0 | 0 |
| Undervotes | 2 | | 2 | 0 | 0 |

Pulaski Twp 1

REP LIEUTENANT GOVERNOR

Vote For 1

| | TOTAL | VOTE % | ELECTIO N DAY | MAIL VOTE | PROVISI ONAL |
|-----------------------|-------|---------|------------------|--------------|-----------------|
| CLARICE SCHILLINGER | 1 | 0.58% | 1 | 0 | 0 |
| JAMES EARL JONES | 7 | 4.07% | 7 | 0 | 0 |
| RICK SACCONI | 41 | 23.84% | 39 | 2 | 0 |
| JOHN BROWN | 4 | 2.33% | 4 | 0 | 0 |
| CHRIS FRYE | 63 | 36.63% | 58 | 5 | 0 |
| JEFF COLEMAN | 6 | 3.49% | 6 | 0 | 0 |
| RUSS DIAMOND | 3 | 1.74% | 3 | 0 | 0 |
| CARRIE LEWIS DELROSSO | 30 | 17.44% | 28 | 2 | 0 |
| TEDDY DANIELS | 16 | 9.30% | 16 | 0 | 0 |
| Write-In Totals | 1 | 0.58% | 0 | 1 | 0 |
| Total Votes Cast | 172 | 100.00% | 162 | 10 | 0 |
| Overvotes | 0 | | 0 | 0 | 0 |
| Undervotes | 9 | | 9 | 0 | 0 |

REP REPRESENTATIVE IN CONGRESS 16TH DISTRICT

Vote For 1

| | TOTAL | VOTE % | ELECTIO N DAY | MAIL VOTE | PROVISI ONAL |
|------------------|-------|---------|------------------|--------------|-----------------|
| MIKE KELLY | 166 | 100.00% | 158 | 8 | 0 |
| Write-In Totals | 0 | 0.00% | 0 | 0 | 0 |
| Total Votes Cast | 166 | 100.00% | 158 | 8 | 0 |
| Overvotes | 0 | | 0 | 0 | 0 |
| Undervotes | 15 | | 13 | 2 | 0 |

REP SENATOR IN THE GENERAL ASSEMBLY 50TH DISTRICT

Vote For 1

| | TOTAL | VOTE % | ELECTIO N DAY | MAIL VOTE | PROVISI ONAL |
|------------------|-------|---------|------------------|--------------|-----------------|
| MICHELE BROOKS | 161 | 100.00% | 152 | 9 | 0 |
| Write-In Totals | 0 | 0.00% | 0 | 0 | 0 |
| Total Votes Cast | 161 | 100.00% | 152 | 9 | 0 |
| Overvotes | 0 | | 0 | 0 | 0 |
| Undervotes | 20 | | 19 | 1 | 0 |

REP REPRESENTATIVE IN THE GENERAL ASSEMBLY 9TH DISTRICT

Vote For 1

| | TOTAL | VOTE % | ELECTIO N DAY | MAIL VOTE | PROVISI ONAL |
|-------------------|-------|---------|------------------|--------------|-----------------|
| DARRYL AUDIA | 29 | 16.57% | 28 | 1 | 0 |
| NICK KERIN | 89 | 50.86% | 82 | 7 | 0 |
| MARLA GALLO BROWN | 55 | 31.43% | 54 | 1 | 0 |
| Write-In Totals | 2 | 1.14% | 1 | 1 | 0 |
| Total Votes Cast | 175 | 100.00% | 165 | 10 | 0 |
| Overvotes | 0 | | 0 | 0 | 0 |
| Undervotes | 6 | | 6 | 0 | 0 |

Pulaski Twp 1

REP MEMBER OF REPUBLICAN STATE COMMITTEE

Vote For 2

| | TOTAL | VOTE % | ELECTIO N DAY | MAIL VOTE | PROVISI ONAL |
|------------------|-------|---------|------------------|--------------|-----------------|
| SHERRY J PATTON | 131 | 47.12% | 122 | 9 | 0 |
| JEANIE STEELE | 23 | 8.27% | 23 | 0 | 0 |
| DALE TURNER | 123 | 44.24% | 117 | 6 | 0 |
| Write-In Totals | 1 | 0.36% | 1 | 0 | 0 |
| Total Votes Cast | 278 | 100.00% | 263 | 15 | 0 |
| Overvotes | 0 | | 0 | 0 | 0 |
| Undervotes | 84 | | 79 | 5 | 0 |

Pulaski Twp 2

Statistics

| | TOTAL | ELECTIO N DAY | MAIL VOTE | PROVISI ONAL |
|---------------------------------|--------|------------------|--------------|-----------------|
| Registered Voters - Total | 844 | | | |
| Registered Voters - DEMOCRATIC | 306 | | | |
| Registered Voters - REPUBLICAN | 441 | | | |
| Registered Voters - NONPARTISAN | 97 | | | |
| Ballots Cast - Total | 307 | 233 | 74 | 0 |
| Ballots Cast - DEMOCRATIC | 126 | 65 | 61 | 0 |
| Ballots Cast - REPUBLICAN | 181 | 168 | 13 | 0 |
| Ballots Cast - NONPARTISAN | 0 | 0 | 0 | 0 |
| Ballots Cast - Blank | 0 | 0 | 0 | 0 |
| Voter Turnout - Total | 36.37% | | | |
| Voter Turnout - DEMOCRATIC | 41.18% | | | |
| Voter Turnout - REPUBLICAN | 41.04% | | | |
| Voter Turnout - NONPARTISAN | 0.00% | | | |

DEM UNITED STATES SENATOR

Vote For 1

| | TOTAL | VOTE % | ELECTIO N DAY | MAIL VOTE | PROVISI ONAL |
|------------------|-------|---------|------------------|--------------|-----------------|
| ALEX KHALIL | 5 | 4.17% | 3 | 2 | 0 |
| CONOR LAMB | 52 | 43.33% | 19 | 33 | 0 |
| MALCOLM KENYATTA | 2 | 1.67% | 2 | 0 | 0 |
| JOHN FETTERMAN | 61 | 50.83% | 38 | 23 | 0 |
| Write-In Totals | 0 | 0.00% | 0 | 0 | 0 |
| Total Votes Cast | 120 | 100.00% | 62 | 58 | 0 |
| Overvotes | 0 | | 0 | 0 | 0 |
| Undervotes | 6 | | 3 | 3 | 0 |

DEM GOVERNOR

Vote For 1

| | TOTAL | VOTE % | ELECTIO N DAY | MAIL VOTE | PROVISI ONAL |
|------------------|-------|---------|------------------|--------------|-----------------|
| JOSH SHAPIRO | 117 | 98.32% | 60 | 57 | 0 |
| Write-In Totals | 2 | 1.68% | 1 | 1 | 0 |
| Total Votes Cast | 119 | 100.00% | 61 | 58 | 0 |
| Overvotes | 0 | | 0 | 0 | 0 |
| Undervotes | 7 | | 4 | 3 | 0 |

DEM LIEUTENANT GOVERNOR

Vote For 1

| | TOTAL | VOTE % | ELECTIO N DAY | MAIL VOTE | PROVISI ONAL |
|------------------|-------|---------|------------------|--------------|-----------------|
| AUSTIN DAVIS | 85 | 75.22% | 39 | 46 | 0 |
| RAY SOSA | 17 | 15.04% | 11 | 6 | 0 |
| BRIAN SIMS | 10 | 8.85% | 7 | 3 | 0 |
| Write-In Totals | 1 | 0.88% | 1 | 0 | 0 |
| Total Votes Cast | 113 | 100.00% | 58 | 55 | 0 |
| Overvotes | 0 | | 0 | 0 | 0 |
| Undervotes | 13 | | 7 | 6 | 0 |

Pulaski Twp 2

DEM REPRESENTATIVE IN CONGRESS 16TH DISTRICT

Vote For 1

| | TOTAL | VOTE % | ELECTIO N DAY | MAIL VOTE | PROVISI ONAL |
|------------------|-------|---------|------------------|--------------|-----------------|
| DAN PASTORE | 21 | 17.95% | 9 | 12 | 0 |
| RICK TELESZ | 95 | 81.20% | 51 | 44 | 0 |
| Write-In Totals | 1 | 0.85% | 1 | 0 | 0 |
| Total Votes Cast | 117 | 100.00% | 61 | 56 | 0 |
| Overvotes | 0 | | 0 | 0 | 0 |
| Undervotes | 9 | | 4 | 5 | 0 |

DEM SENATOR IN THE GENERAL ASSEMBLY 50TH DISTRICT

Vote For 1

| | TOTAL | VOTE % | ELECTIO N DAY | MAIL VOTE | PROVISI ONAL |
|------------------|-------|---------|------------------|--------------|-----------------|
| RIANNA CZECH | 103 | 99.04% | 51 | 52 | 0 |
| Write-In Totals | 1 | 0.96% | 0 | 1 | 0 |
| Total Votes Cast | 104 | 100.00% | 51 | 53 | 0 |
| Overvotes | 0 | | 0 | 0 | 0 |
| Undervotes | 22 | | 14 | 8 | 0 |

DEM REPRESENTATIVE IN THE GENERAL ASSEMBLY 9TH DISTRICT

Vote For 1

| | TOTAL | VOTE % | ELECTIO N DAY | MAIL VOTE | PROVISI ONAL |
|------------------|-------|---------|------------------|--------------|-----------------|
| CHRIS SAINATO | 118 | 99.16% | 59 | 59 | 0 |
| Write-In Totals | 1 | 0.84% | 0 | 1 | 0 |
| Total Votes Cast | 119 | 100.00% | 59 | 60 | 0 |
| Overvotes | 0 | | 0 | 0 | 0 |
| Undervotes | 7 | | 6 | 1 | 0 |

DEM MEMBER OF DEMOCRATIC STATE COMMITTEE

Vote For 2

| | TOTAL | VOTE % | ELECTIO N DAY | MAIL VOTE | PROVISI ONAL |
|-------------------|-------|---------|------------------|--------------|-----------------|
| MIRA LOU THOMPSON | 105 | 96.33% | 52 | 53 | 0 |
| Write-In Totals | 4 | 3.67% | 2 | 2 | 0 |
| Total Votes Cast | 109 | 100.00% | 54 | 55 | 0 |
| Overvotes | 0 | | 0 | 0 | 0 |
| Undervotes | 143 | | 76 | 67 | 0 |

DEM MEMBER OF DEMOCRATIC COUNTY COMMITTEE - MALE Pulaski Twp 2

Vote For 1

| | TOTAL | VOTE % | ELECTIO N DAY | MAIL VOTE | PROVISI ONAL |
|------------------|-------|---------|------------------|--------------|-----------------|
| Write-In Totals | 8 | 100.00% | 6 | 2 | 0 |
| Total Votes Cast | 8 | 100.00% | 6 | 2 | 0 |
| Overvotes | 0 | | 0 | 0 | 0 |
| Undervotes | 118 | | 59 | 59 | 0 |

Pulaski Twp 2

DEM MEMBER OF DEMOCRATIC COUNTY COMMITTEE - FEMALE Pulaski Twp 2

Vote For 1

| | TOTAL | VOTE % | ELECTIO N DAY | MAIL VOTE | PROVISI ONAL |
|------------------|-------|---------|------------------|--------------|-----------------|
| Write-In Totals | 13 | 100.00% | 11 | 2 | 0 |
| Total Votes Cast | 13 | 100.00% | 11 | 2 | 0 |
| Overvotes | 0 | | 0 | 0 | 0 |
| Undervotes | 113 | | 54 | 59 | 0 |

REP UNITED STATES SENATOR

Vote For 1

| | TOTAL | VOTE % | ELECTIO N DAY | MAIL VOTE | PROVISI ONAL |
|------------------|-------|---------|------------------|--------------|-----------------|
| KATHY BARNETTE | 32 | 17.98% | 31 | 1 | 0 |
| MEHMET OZ | 78 | 43.82% | 71 | 7 | 0 |
| GEORGE BOCHETTO | 1 | 0.56% | 1 | 0 | 0 |
| JEFF BARTOS | 9 | 5.06% | 9 | 0 | 0 |
| DAVE MCCORMICK | 43 | 24.16% | 40 | 3 | 0 |
| SEAN GALE | 2 | 1.12% | 2 | 0 | 0 |
| CARLA SANDS | 13 | 7.30% | 11 | 2 | 0 |
| Write-In Totals | 0 | 0.00% | 0 | 0 | 0 |
| Total Votes Cast | 178 | 100.00% | 165 | 13 | 0 |
| Overvotes | 1 | | 1 | 0 | 0 |
| Undervotes | 2 | | 2 | 0 | 0 |

REP GOVERNOR

Vote For 1

| | TOTAL | VOTE % | ELECTIO N DAY | MAIL VOTE | PROVISI ONAL |
|---------------------|-------|---------|------------------|--------------|-----------------|
| LOU BARLETTA | 14 | 7.82% | 14 | 0 | 0 |
| DOUGLAS V MASTRIANO | 109 | 60.89% | 106 | 3 | 0 |
| NCHE ZAMA | 1 | 0.56% | 1 | 0 | 0 |
| DAVE WHITE | 7 | 3.91% | 6 | 1 | 0 |
| MELISSA HART | 22 | 12.29% | 16 | 6 | 0 |
| BILL MCSWAIN | 22 | 12.29% | 19 | 3 | 0 |
| CHARLIE GEROW | 1 | 0.56% | 1 | 0 | 0 |
| JOE GALE | 1 | 0.56% | 1 | 0 | 0 |
| JAKE CORMAN | 2 | 1.12% | 2 | 0 | 0 |
| Write-In Totals | 0 | 0.00% | 0 | 0 | 0 |
| Total Votes Cast | 179 | 100.00% | 166 | 13 | 0 |
| Overvotes | 0 | | 0 | 0 | 0 |
| Undervotes | 2 | | 2 | 0 | 0 |

Pulaski Twp 2

REP LIEUTENANT GOVERNOR

Vote For 1

| | TOTAL | VOTE % | ELECTIO N DAY | MAIL VOTE | PROVISI ONAL |
|-----------------------|-------|---------|------------------|--------------|-----------------|
| CLARICE SCHILLINGER | 3 | 1.78% | 3 | 0 | 0 |
| JAMES EARL JONES | 3 | 1.78% | 3 | 0 | 0 |
| RICK SACCONI | 10 | 5.92% | 10 | 0 | 0 |
| JOHN BROWN | 5 | 2.96% | 5 | 0 | 0 |
| CHRIS FRYE | 94 | 55.62% | 85 | 9 | 0 |
| JEFF COLEMAN | 1 | 0.59% | 0 | 1 | 0 |
| RUSS DIAMOND | 3 | 1.78% | 2 | 1 | 0 |
| CARRIE LEWIS DELROSSO | 27 | 15.98% | 25 | 2 | 0 |
| TEDDY DANIELS | 23 | 13.61% | 23 | 0 | 0 |
| Write-In Totals | 0 | 0.00% | 0 | 0 | 0 |
| Total Votes Cast | 169 | 100.00% | 156 | 13 | 0 |
| Overvotes | 0 | | 0 | 0 | 0 |
| Undervotes | 12 | | 12 | 0 | 0 |

REP REPRESENTATIVE IN CONGRESS 16TH DISTRICT

Vote For 1

| | TOTAL | VOTE % | ELECTIO N DAY | MAIL VOTE | PROVISI ONAL |
|------------------|-------|---------|------------------|--------------|-----------------|
| MIKE KELLY | 160 | 99.38% | 147 | 13 | 0 |
| Write-In Totals | 1 | 0.62% | 1 | 0 | 0 |
| Total Votes Cast | 161 | 100.00% | 148 | 13 | 0 |
| Overvotes | 1 | | 1 | 0 | 0 |
| Undervotes | 19 | | 19 | 0 | 0 |

REP SENATOR IN THE GENERAL ASSEMBLY 50TH DISTRICT

Vote For 1

| | TOTAL | VOTE % | ELECTIO N DAY | MAIL VOTE | PROVISI ONAL |
|------------------|-------|---------|------------------|--------------|-----------------|
| MICHELE BROOKS | 156 | 99.36% | 143 | 13 | 0 |
| Write-In Totals | 1 | 0.64% | 1 | 0 | 0 |
| Total Votes Cast | 157 | 100.00% | 144 | 13 | 0 |
| Overvotes | 0 | | 0 | 0 | 0 |
| Undervotes | 24 | | 24 | 0 | 0 |

REP REPRESENTATIVE IN THE GENERAL ASSEMBLY 9TH DISTRICT






Vote For 1

| | TOTAL | VOTE % | ELECTIO N DAY | MAIL VOTE | PROVISI ONAL |
|-------------------|-------|---------|------------------|--------------|-----------------|
| DARRYL AUDIA | 27 | 15.61% | 22 | 5 | 0 |
| NICK KERIN | 73 | 42.20% | 68 | 5 | 0 |
| MARLA GALLO BROWN | 73 | 42.20% | 70 | 3 | 0 |
| Write-In Totals | 0 | 0.00% | 0 | 0 | 0 |
| Total Votes Cast | 173 | 100.00% | 160 | 13 | 0 |
| Overvotes | 0 | | 0 | 0 | 0 |
| Undervotes | 8 | | 8 | 0 | 0 |

Pulaski Twp 2

REP MEMBER OF REPUBLICAN STATE COMMITTEE

Vote For 2

| | TOTAL | VOTE % | ELECTIO N DAY | MAIL VOTE | PROVISI ONAL |
|------------------|-------|---|------------------|--------------|-----------------|
| SHERRY J PATTON | 101 | 36.59%  | 95 | 6 | 0 |
| JEANIE STEELE | 50 | 18.12%  | 44 | 6 | 0 |
| DALE TURNER | 125 | 45.29%  | 114 | 11 | 0 |
| Write-In Totals | 0 | 0.00%  | 0 | 0 | 0 |
| Total Votes Cast | 276 | 100.00%  | 253 | 23 | 0 |
| Overvotes | 0 | | 0 | 0 | 0 |
| Undervotes | 86 | | 83 | 3 | 0 |

Pulaski Twp 3

| Statistics | TOTAL | ELECTIO N DAY | MAIL VOTE | PROVISI ONAL |
|---------------------------------|--------|------------------|--------------|-----------------|
| Registered Voters - Total | 604 | | | |
| Registered Voters - DEMOCRATIC | 210 | | | |
| Registered Voters - REPUBLICAN | 310 | | | |
| Registered Voters - NONPARTISAN | 84 | | | |
| Ballots Cast - Total | 222 | 165 | 55 | 2 |
| Ballots Cast - DEMOCRATIC | 87 | 45 | 40 | 2 |
| Ballots Cast - REPUBLICAN | 135 | 120 | 15 | 0 |
| Ballots Cast - NONPARTISAN | 0 | 0 | 0 | 0 |
| Ballots Cast - Blank | 2 | 2 | 0 | 0 |
| Voter Turnout - Total | 36.76% | | | |
| Voter Turnout - DEMOCRATIC | 41.43% | | | |
| Voter Turnout - REPUBLICAN | 43.55% | | | |
| Voter Turnout - NONPARTISAN | 0.00% | | | |

DEM UNITED STATES SENATOR

Vote For 1

| | TOTAL | VOTE % | ELECTIO N DAY | MAIL VOTE | PROVISI ONAL |
|------------------|-------|---------|------------------|--------------|-----------------|
| ALEX KHALIL | 1 | 1.19% | 1 | 0 | 0 |
| CONOR LAMB | 37 | 44.05% | 22 | 13 | 2 |
| MALCOLM KENYATTA | 0 | 0.00% | 0 | 0 | 0 |
| JOHN FETTERMAN | 46 | 54.76% | 20 | 26 | 0 |
| Write-In Totals | 0 | 0.00% | 0 | 0 | 0 |
| Total Votes Cast | 84 | 100.00% | 43 | 39 | 2 |
| Overvotes | 0 | | 0 | 0 | 0 |
| Undervotes | 3 | | 2 | 1 | 0 |

DEM GOVERNOR

Vote For 1

| | TOTAL | VOTE % | ELECTIO N DAY | MAIL VOTE | PROVISI ONAL |
|------------------|-------|---------|------------------|--------------|-----------------|
| JOSH SHAPIRO | 80 | 98.77% | 40 | 38 | 2 |
| Write-In Totals | 1 | 1.23% | 1 | 0 | 0 |
| Total Votes Cast | 81 | 100.00% | 41 | 38 | 2 |
| Overvotes | 0 | | 0 | 0 | 0 |
| Undervotes | 6 | | 4 | 2 | 0 |

DEM LIEUTENANT GOVERNOR

Vote For 1

| | TOTAL | VOTE % | ELECTIO N DAY | MAIL VOTE | PROVISI ONAL |
|------------------|-------|---------|------------------|--------------|-----------------|
| AUSTIN DAVIS | 70 | 89.74% | 39 | 29 | 2 |
| RAY SOSA | 3 | 3.85% | 0 | 3 | 0 |
| BRIAN SIMS | 5 | 6.41% | 2 | 3 | 0 |
| Write-In Totals | 0 | 0.00% | 0 | 0 | 0 |
| Total Votes Cast | 78 | 100.00% | 41 | 35 | 2 |
| Overvotes | 0 | | 0 | 0 | 0 |
| Undervotes | 9 | | 4 | 5 | 0 |

Pulaski Twp 3

DEM REPRESENTATIVE IN CONGRESS 16TH DISTRICT

Vote For 1

| | TOTAL | VOTE % | ELECTIO N DAY | MAIL VOTE | PROVISI ONAL |
|------------------|-------|---------|------------------|--------------|-----------------|
| DAN PASTORE | 11 | 13.25% | 5 | 6 | 0 |
| RICK TELESZ | 72 | 86.75% | 37 | 33 | 2 |
| Write-In Totals | 0 | 0.00% | 0 | 0 | 0 |
| Total Votes Cast | 83 | 100.00% | 42 | 39 | 2 |
| Overvotes | 0 | | 0 | 0 | 0 |
| Undervotes | 4 | | 3 | 1 | 0 |

DEM SENATOR IN THE GENERAL ASSEMBLY 50TH DISTRICT

Vote For 1

| | TOTAL | VOTE % | ELECTIO N DAY | MAIL VOTE | PROVISI ONAL |
|------------------|-------|---------|------------------|--------------|-----------------|
| RIANNA CZECH | 75 | 100.00% | 37 | 36 | 2 |
| Write-In Totals | 0 | 0.00% | 0 | 0 | 0 |
| Total Votes Cast | 75 | 100.00% | 37 | 36 | 2 |
| Overvotes | 0 | | 0 | 0 | 0 |
| Undervotes | 12 | | 8 | 4 | 0 |

DEM REPRESENTATIVE IN THE GENERAL ASSEMBLY 9TH DISTRICT

Vote For 1

| | TOTAL | VOTE % | ELECTIO N DAY | MAIL VOTE | PROVISI ONAL |
|------------------|-------|---------|------------------|--------------|-----------------|
| CHRIS SAINATO | 81 | 98.78% | 40 | 39 | 2 |
| Write-In Totals | 1 | 1.22% | 1 | 0 | 0 |
| Total Votes Cast | 82 | 100.00% | 41 | 39 | 2 |
| Overvotes | 0 | | 0 | 0 | 0 |
| Undervotes | 5 | | 4 | 1 | 0 |

DEM MEMBER OF DEMOCRATIC STATE COMMITTEE

Vote For 2

| | TOTAL | VOTE % | ELECTIO N DAY | MAIL VOTE | PROVISI ONAL |
|-------------------|-------|---------|------------------|--------------|-----------------|
| MIRA LOU THOMPSON | 73 | 93.59% | 35 | 36 | 2 |
| Write-In Totals | 5 | 6.41% | 4 | 1 | 0 |
| Total Votes Cast | 78 | 100.00% | 39 | 37 | 2 |
| Overvotes | 0 | | 0 | 0 | 0 |
| Undervotes | 96 | | 51 | 43 | 2 |

DEM MEMBER OF DEMOCRATIC COUNTY COMMITTEE - MALE Pulaski Twp 3

Vote For 1

| | TOTAL | VOTE % | ELECTIO N DAY | MAIL VOTE | PROVISI ONAL |
|------------------|-------|---------|------------------|--------------|-----------------|
| Write-In Totals | 7 | 100.00% | 4 | 3 | 0 |
| Total Votes Cast | 7 | 100.00% | 4 | 3 | 0 |
| Overvotes | 0 | | 0 | 0 | 0 |
| Undervotes | 80 | | 41 | 37 | 2 |

Pulaski Twp 3

DEM MEMBER OF DEMOCRATIC COUNTY COMMITTEE - FEMALE Pulaski Twp 3

Vote For 1

| | TOTAL | VOTE % | ELECTIO N DAY | MAIL VOTE | PROVISI ONAL |
|------------------|-------|---------|------------------|--------------|-----------------|
| Write-In Totals | 11 | 100.00% | 7 | 4 | 0 |
| Total Votes Cast | 11 | 100.00% | 7 | 4 | 0 |
| Overvotes | 0 | | 0 | 0 | 0 |
| Undervotes | 76 | | 38 | 36 | 2 |

REP UNITED STATES SENATOR

Vote For 1

| | TOTAL | VOTE % | ELECTIO N DAY | MAIL VOTE | PROVISI ONAL |
|------------------|-------|---------|------------------|--------------|-----------------|
| KATHY BARNETTE | 38 | 29.23% | 35 | 3 | 0 |
| MEHMET OZ | 39 | 30.00% | 38 | 1 | 0 |
| GEORGE BOCHETTO | 0 | 0.00% | 0 | 0 | 0 |
| JEFF BARTOS | 6 | 4.62% | 5 | 1 | 0 |
| DAVE MCCORMICK | 37 | 28.46% | 31 | 6 | 0 |
| SEAN GALE | 2 | 1.54% | 0 | 2 | 0 |
| CARLA SANDS | 7 | 5.38% | 6 | 1 | 0 |
| Write-In Totals | 1 | 0.77% | 0 | 1 | 0 |
| Total Votes Cast | 130 | 100.00% | 115 | 15 | 0 |
| Overvotes | 0 | | 0 | 0 | 0 |
| Undervotes | 5 | | 5 | 0 | 0 |

REP GOVERNOR

Vote For 1

| | TOTAL | VOTE % | ELECTIO N DAY | MAIL VOTE | PROVISI ONAL |
|---------------------|-------|---------|------------------|--------------|-----------------|
| LOU BARLETTA | 14 | 10.53% | 14 | 0 | 0 |
| DOUGLAS V MASTRIANO | 78 | 58.65% | 72 | 6 | 0 |
| NCHE ZAMA | 0 | 0.00% | 0 | 0 | 0 |
| DAVE WHITE | 8 | 6.02% | 4 | 4 | 0 |
| MELISSA HART | 12 | 9.02% | 10 | 2 | 0 |
| BILL MCSWAIN | 19 | 14.29% | 17 | 2 | 0 |
| CHARLIE GEROW | 0 | 0.00% | 0 | 0 | 0 |
| JOE GALE | 1 | 0.75% | 1 | 0 | 0 |
| JAKE CORMAN | 0 | 0.00% | 0 | 0 | 0 |
| Write-In Totals | 1 | 0.75% | 0 | 1 | 0 |
| Total Votes Cast | 133 | 100.00% | 118 | 15 | 0 |
| Overvotes | 0 | | 0 | 0 | 0 |
| Undervotes | 2 | | 2 | 0 | 0 |

Pulaski Twp 3

REP LIEUTENANT GOVERNOR

Vote For 1

| | TOTAL | VOTE % | ELECTIO N DAY | MAIL VOTE | PROVISI ONAL |
|-----------------------|-------|---------|------------------|--------------|-----------------|
| CLARICE SCHILLINGER | 1 | 0.80% | 1 | 0 | 0 |
| JAMES EARL JONES | 4 | 3.20% | 4 | 0 | 0 |
| RICK SACCONI | 10 | 8.00% | 7 | 3 | 0 |
| JOHN BROWN | 2 | 1.60% | 2 | 0 | 0 |
| CHRIS FRYE | 69 | 55.20% | 60 | 9 | 0 |
| JEFF COLEMAN | 2 | 1.60% | 2 | 0 | 0 |
| RUSS DIAMOND | 3 | 2.40% | 3 | 0 | 0 |
| CARRIE LEWIS DELROSSO | 15 | 12.00% | 13 | 2 | 0 |
| TEDDY DANIELS | 19 | 15.20% | 19 | 0 | 0 |
| Write-In Totals | 0 | 0.00% | 0 | 0 | 0 |
| Total Votes Cast | 125 | 100.00% | 111 | 14 | 0 |
| Overvotes | 0 | | 0 | 0 | 0 |
| Undervotes | 10 | | 9 | 1 | 0 |

REP REPRESENTATIVE IN CONGRESS 16TH DISTRICT

Vote For 1

| | TOTAL | VOTE % | ELECTIO N DAY | MAIL VOTE | PROVISI ONAL |
|------------------|-------|---------|------------------|--------------|-----------------|
| MIKE KELLY | 123 | 99.19% | 109 | 14 | 0 |
| Write-In Totals | 1 | 0.81% | 0 | 1 | 0 |
| Total Votes Cast | 124 | 100.00% | 109 | 15 | 0 |
| Overvotes | 0 | | 0 | 0 | 0 |
| Undervotes | 11 | | 11 | 0 | 0 |

REP SENATOR IN THE GENERAL ASSEMBLY 50TH DISTRICT

Vote For 1

| | TOTAL | VOTE % | ELECTIO N DAY | MAIL VOTE | PROVISI ONAL |
|------------------|-------|---------|------------------|--------------|-----------------|
| MICHELE BROOKS | 117 | 99.15% | 103 | 14 | 0 |
| Write-In Totals | 1 | 0.85% | 0 | 1 | 0 |
| Total Votes Cast | 118 | 100.00% | 103 | 15 | 0 |
| Overvotes | 0 | | 0 | 0 | 0 |
| Undervotes | 17 | | 17 | 0 | 0 |

REP REPRESENTATIVE IN THE GENERAL ASSEMBLY 9TH DISTRICT

Vote For 1

| | TOTAL | VOTE % | ELECTIO N DAY | MAIL VOTE | PROVISI ONAL |
|-------------------|-------|---------|------------------|--------------|-----------------|
| DARRYL AUDIA | 10 | 7.69% | 6 | 4 | 0 |
| NICK KERIN | 51 | 39.23% | 47 | 4 | 0 |
| MARLA GALLO BROWN | 69 | 53.08% | 63 | 6 | 0 |
| Write-In Totals | 0 | 0.00% | 0 | 0 | 0 |
| Total Votes Cast | 130 | 100.00% | 116 | 14 | 0 |
| Overvotes | 0 | | 0 | 0 | 0 |
| Undervotes | 5 | | 4 | 1 | 0 |

Pulaski Twp 3

REP MEMBER OF REPUBLICAN STATE COMMITTEE

Vote For 2

| | TOTAL | VOTE % | ELECTIO N DAY | MAIL VOTE | PROVISI ONAL |
|------------------|-------|---------|------------------|--------------|-----------------|
| SHERRY J PATTON | 81 | 41.54% | 73 | 8 | 0 |
| JEANIE STEELE | 37 | 18.97% | 30 | 7 | 0 |
| DALE TURNER | 75 | 38.46% | 64 | 11 | 0 |
| Write-In Totals | 2 | 1.03% | 2 | 0 | 0 |
| Total Votes Cast | 195 | 100.00% | 169 | 26 | 0 |
| Overvotes | 0 | | 0 | 0 | 0 |
| Undervotes | 75 | | 71 | 4 | 0 |

Scott Twp 1

Statistics

| | TOTAL | ELECTIO N DAY | MAIL VOTE | PROVISI ONAL |
|---------------------------------|--------|------------------|--------------|-----------------|
| Registered Voters - Total | 707 | | | |
| Registered Voters - DEMOCRATIC | 151 | | | |
| Registered Voters - REPUBLICAN | 474 | | | |
| Registered Voters - NONPARTISAN | 82 | | | |
| Ballots Cast - Total | 285 | 246 | 39 | 0 |
| Ballots Cast - DEMOCRATIC | 62 | 42 | 20 | 0 |
| Ballots Cast - REPUBLICAN | 223 | 204 | 19 | 0 |
| Ballots Cast - NONPARTISAN | 0 | 0 | 0 | 0 |
| Ballots Cast - Blank | 0 | 0 | 0 | 0 |
| Voter Turnout - Total | 40.31% | | | |
| Voter Turnout - DEMOCRATIC | 41.06% | | | |
| Voter Turnout - REPUBLICAN | 47.05% | | | |
| Voter Turnout - NONPARTISAN | 0.00% | | | |

DEM UNITED STATES SENATOR

Vote For 1

| | TOTAL | VOTE % | ELECTIO N DAY | MAIL VOTE | PROVISI ONAL |
|------------------|-------|---------|------------------|--------------|-----------------|
| ALEX KHALIL | 2 | 3.23% | 2 | 0 | 0 |
| CONOR LAMB | 28 | 45.16% | 20 | 8 | 0 |
| MALCOLM KENYATTA | 0 | 0.00% | 0 | 0 | 0 |
| JOHN FETTERMAN | 32 | 51.61% | 20 | 12 | 0 |
| Write-In Totals | 0 | 0.00% | 0 | 0 | 0 |
| Total Votes Cast | 62 | 100.00% | 42 | 20 | 0 |
| Overvotes | 0 | | 0 | 0 | 0 |
| Undervotes | 0 | | 0 | 0 | 0 |

DEM GOVERNOR

Vote For 1

| | TOTAL | VOTE % | ELECTIO N DAY | MAIL VOTE | PROVISI ONAL |
|------------------|-------|---------|------------------|--------------|-----------------|
| JOSH SHAPIRO | 59 | 98.33% | 39 | 20 | 0 |
| Write-In Totals | 1 | 1.67% | 1 | 0 | 0 |
| Total Votes Cast | 60 | 100.00% | 40 | 20 | 0 |
| Overvotes | 0 | | 0 | 0 | 0 |
| Undervotes | 2 | | 2 | 0 | 0 |

DEM LIEUTENANT GOVERNOR

Vote For 1

| | TOTAL | VOTE % | ELECTIO N DAY | MAIL VOTE | PROVISI ONAL |
|------------------|-------|---------|------------------|--------------|-----------------|
| AUSTIN DAVIS | 52 | 83.87% | 32 | 20 | 0 |
| RAY SOSA | 2 | 3.23% | 2 | 0 | 0 |
| BRIAN SIMS | 7 | 11.29% | 7 | 0 | 0 |
| Write-In Totals | 1 | 1.61% | 1 | 0 | 0 |
| Total Votes Cast | 62 | 100.00% | 42 | 20 | 0 |
| Overvotes | 0 | | 0 | 0 | 0 |
| Undervotes | 0 | | 0 | 0 | 0 |

Scott Twp 1

DEM REPRESENTATIVE IN CONGRESS 16TH DISTRICT

Vote For 1

| | TOTAL | VOTE % | ELECTIO N DAY | MAIL VOTE | PROVISI ONAL |
|------------------|-------|---------|------------------|--------------|-----------------|
| DAN PASTORE | 6 | 9.68% | 4 | 2 | 0 |
| RICK TELESZ | 55 | 88.71% | 37 | 18 | 0 |
| Write-In Totals | 1 | 1.61% | 1 | 0 | 0 |
| Total Votes Cast | 62 | 100.00% | 42 | 20 | 0 |
| Overvotes | 0 | | 0 | 0 | 0 |
| Undervotes | 0 | | 0 | 0 | 0 |

DEM SENATOR IN THE GENERAL ASSEMBLY 50TH DISTRICT

Vote For 1

| | TOTAL | VOTE % | ELECTIO N DAY | MAIL VOTE | PROVISI ONAL |
|------------------|-------|---------|------------------|--------------|-----------------|
| RIANNA CZECH | 54 | 98.18% | 35 | 19 | 0 |
| Write-In Totals | 1 | 1.82% | 1 | 0 | 0 |
| Total Votes Cast | 55 | 100.00% | 36 | 19 | 0 |
| Overvotes | 0 | | 0 | 0 | 0 |
| Undervotes | 7 | | 6 | 1 | 0 |

DEM REPRESENTATIVE IN THE GENERAL ASSEMBLY 8TH DISTRICT

Vote For 1

| | TOTAL | VOTE % | ELECTIO N DAY | MAIL VOTE | PROVISI ONAL |
|------------------|-------|---------|------------------|--------------|-----------------|
| Write-In Totals | 5 | 100.00% | 4 | 1 | 0 |
| Total Votes Cast | 5 | 100.00% | 4 | 1 | 0 |
| Overvotes | 0 | | 0 | 0 | 0 |
| Undervotes | 57 | | 38 | 19 | 0 |

DEM MEMBER OF DEMOCRATIC STATE COMMITTEE

Vote For 2

| | TOTAL | VOTE % | ELECTIO N DAY | MAIL VOTE | PROVISI ONAL |
|-------------------|-------|---------|------------------|--------------|-----------------|
| MIRA LOU THOMPSON | 55 | 94.83% | 36 | 19 | 0 |
| Write-In Totals | 3 | 5.17% | 3 | 0 | 0 |
| Total Votes Cast | 58 | 100.00% | 39 | 19 | 0 |
| Overvotes | 0 | | 0 | 0 | 0 |
| Undervotes | 66 | | 45 | 21 | 0 |

DEM MEMBER OF DEMOCRATIC COUNTY COMMITTEE - MALE Scott Twp 1

Vote For 1

| | TOTAL | VOTE % | ELECTIO N DAY | MAIL VOTE | PROVISI ONAL |
|------------------|-------|---------|------------------|--------------|-----------------|
| RICHARD WUKICH | 57 | 98.28% | 37 | 20 | 0 |
| Write-In Totals | 1 | 1.72% | 1 | 0 | 0 |
| Total Votes Cast | 58 | 100.00% | 38 | 20 | 0 |
| Overvotes | 0 | | 0 | 0 | 0 |
| Undervotes | 4 | | 4 | 0 | 0 |

Scott Twp 1

DEM MEMBER OF DEMOCRATIC COUNTY COMMITTEE - FEMALE Scott Twp 1

Vote For 1

| | TOTAL | VOTE % | ELECTIO N DAY | MAIL VOTE | PROVISI ONAL |
|------------------|-------|---------|------------------|--------------|-----------------|
| Write-In Totals | 6 | 100.00% | 6 | 0 | 0 |
| Total Votes Cast | 6 | 100.00% | 6 | 0 | 0 |
| Overvotes | 0 | | 0 | 0 | 0 |
| Undervotes | 56 | | 36 | 20 | 0 |

REP UNITED STATES SENATOR

Vote For 1

| | TOTAL | VOTE % | ELECTIO N DAY | MAIL VOTE | PROVISI ONAL |
|------------------|-------|---------|------------------|--------------|-----------------|
| KATHY BARNETTE | 55 | 25.11% | 50 | 5 | 0 |
| MEHMET OZ | 59 | 26.94% | 56 | 3 | 0 |
| GEORGE BOCHETTO | 0 | 0.00% | 0 | 0 | 0 |
| JEFF BARTOS | 12 | 5.48% | 8 | 4 | 0 |
| DAVE MCCORMICK | 73 | 33.33% | 69 | 4 | 0 |
| SEAN GALE | 3 | 1.37% | 2 | 1 | 0 |
| CARLA SANDS | 17 | 7.76% | 15 | 2 | 0 |
| Write-In Totals | 0 | 0.00% | 0 | 0 | 0 |
| Total Votes Cast | 219 | 100.00% | 200 | 19 | 0 |
| Overvotes | 0 | | 0 | 0 | 0 |
| Undervotes | 4 | | 4 | 0 | 0 |

REP GOVERNOR

Vote For 1

| | TOTAL | VOTE % | ELECTIO N DAY | MAIL VOTE | PROVISI ONAL |
|---------------------|-------|---------|------------------|--------------|-----------------|
| LOU BARLETTA | 19 | 8.64% | 17 | 2 | 0 |
| DOUGLAS V MASTRIANO | 110 | 50.00% | 107 | 3 | 0 |
| NCHE ZAMA | 3 | 1.36% | 2 | 1 | 0 |
| DAVE WHITE | 17 | 7.73% | 12 | 5 | 0 |
| MELISSA HART | 15 | 6.82% | 12 | 3 | 0 |
| BILL MCSWAIN | 50 | 22.73% | 46 | 4 | 0 |
| CHARLIE GEROW | 0 | 0.00% | 0 | 0 | 0 |
| JOE GALE | 0 | 0.00% | 0 | 0 | 0 |
| JAKE CORMAN | 6 | 2.73% | 5 | 1 | 0 |
| Write-In Totals | 0 | 0.00% | 0 | 0 | 0 |
| Total Votes Cast | 220 | 100.00% | 201 | 19 | 0 |
| Overvotes | 0 | | 0 | 0 | 0 |
| Undervotes | 3 | | 3 | 0 | 0 |

Scott Twp 1

REP LIEUTENANT GOVERNOR

Vote For 1

| | TOTAL | VOTE % | ELECTIO N DAY | MAIL VOTE | PROVISI ONAL |
|-----------------------|-------|---------|------------------|--------------|-----------------|
| CLARICE SCHILLINGER | 5 | 2.35% | 5 | 0 | 0 |
| JAMES EARL JONES | 6 | 2.82% | 5 | 1 | 0 |
| RICK SACCONI | 20 | 9.39% | 18 | 2 | 0 |
| JOHN BROWN | 4 | 1.88% | 4 | 0 | 0 |
| CHRIS FRYE | 105 | 49.30% | 95 | 10 | 0 |
| JEFF COLEMAN | 3 | 1.41% | 2 | 1 | 0 |
| RUSS DIAMOND | 2 | 0.94% | 1 | 1 | 0 |
| CARRIE LEWIS DELROSSO | 48 | 22.54% | 46 | 2 | 0 |
| TEDDY DANIELS | 20 | 9.39% | 18 | 2 | 0 |
| Write-In Totals | 0 | 0.00% | 0 | 0 | 0 |
| Total Votes Cast | 213 | 100.00% | 194 | 19 | 0 |
| Overvotes | 0 | | 0 | 0 | 0 |
| Undervotes | 10 | | 10 | 0 | 0 |

REP REPRESENTATIVE IN CONGRESS 16TH DISTRICT

Vote For 1

| | TOTAL | VOTE % | ELECTIO N DAY | MAIL VOTE | PROVISI ONAL |
|------------------|-------|---------|------------------|--------------|-----------------|
| MIKE KELLY | 204 | 98.55% | 186 | 18 | 0 |
| Write-In Totals | 3 | 1.45% | 3 | 0 | 0 |
| Total Votes Cast | 207 | 100.00% | 189 | 18 | 0 |
| Overvotes | 0 | | 0 | 0 | 0 |
| Undervotes | 16 | | 15 | 1 | 0 |

REP SENATOR IN THE GENERAL ASSEMBLY 50TH DISTRICT

Vote For 1

| | TOTAL | VOTE % | ELECTIO N DAY | MAIL VOTE | PROVISI ONAL |
|------------------|-------|---------|------------------|--------------|-----------------|
| MICHELE BROOKS | 201 | 100.00% | 184 | 17 | 0 |
| Write-In Totals | 0 | 0.00% | 0 | 0 | 0 |
| Total Votes Cast | 201 | 100.00% | 184 | 17 | 0 |
| Overvotes | 0 | | 0 | 0 | 0 |
| Undervotes | 22 | | 20 | 2 | 0 |

REP REPRESENTATIVE IN THE GENERAL ASSEMBLY 8TH DISTRICT






Vote For 1

| | TOTAL | VOTE % | ELECTIO N DAY | MAIL VOTE | PROVISI ONAL |
|------------------|-------|---------|------------------|--------------|-----------------|
| JOHN L KENNEDY | 29 | 13.18% | 28 | 1 | 0 |
| ERIC O DITULLIO | 10 | 4.55% | 8 | 2 | 0 |
| AARON BERNSTINE | 181 | 82.27% | 165 | 16 | 0 |
| Write-In Totals | 0 | 0.00% | 0 | 0 | 0 |
| Total Votes Cast | 220 | 100.00% | 201 | 19 | 0 |
| Overvotes | 0 | | 0 | 0 | 0 |
| Undervotes | 3 | | 3 | 0 | 0 |

Scott Twp 1

REP MEMBER OF REPUBLICAN STATE COMMITTEE

Vote For 2

| | TOTAL | VOTE % | ELECTIO N DAY | MAIL VOTE | PROVISI ONAL |
|------------------|-------|---|------------------|--------------|-----------------|
| SHERRY J PATTON | 47 | 13.82%  | 47 | 0 | 0 |
| JEANIE STEELE | 149 | 43.82%  | 130 | 19 | 0 |
| DALE TURNER | 144 | 42.35%  | 128 | 16 | 0 |
| Write-In Totals | 0 | 0.00%  | 0 | 0 | 0 |
| Total Votes Cast | 340 | 100.00%  | 305 | 35 | 0 |
| Overvotes | 0 | | 0 | 0 | 0 |
| Undervotes | 106 | | 103 | 3 | 0 |

Scott Twp 2

Statistics

| | TOTAL | ELECTIO N DAY | MAIL VOTE | PROVISI ONAL |
|---------------------------------|--------|------------------|--------------|-----------------|
| Registered Voters - Total | 840 | | | |
| Registered Voters - DEMOCRATIC | 221 | | | |
| Registered Voters - REPUBLICAN | 524 | | | |
| Registered Voters - NONPARTISAN | 95 | | | |
| Ballots Cast - Total | 317 | 275 | 42 | 0 |
| Ballots Cast - DEMOCRATIC | 76 | 44 | 32 | 0 |
| Ballots Cast - REPUBLICAN | 241 | 231 | 10 | 0 |
| Ballots Cast - NONPARTISAN | 0 | 0 | 0 | 0 |
| Ballots Cast - Blank | 0 | 0 | 0 | 0 |
| Voter Turnout - Total | 37.74% | | | |
| Voter Turnout - DEMOCRATIC | 34.39% | | | |
| Voter Turnout - REPUBLICAN | 45.99% | | | |
| Voter Turnout - NONPARTISAN | 0.00% | | | |

DEM UNITED STATES SENATOR

Vote For 1

| | TOTAL | VOTE % | ELECTIO N DAY | MAIL VOTE | PROVISI ONAL |
|------------------|-------|---------|------------------|--------------|-----------------|
| ALEX KHALIL | 1 | 1.33% | 1 | 0 | 0 |
| CONOR LAMB | 27 | 36.00% | 18 | 9 | 0 |
| MALCOLM KENYATTA | 2 | 2.67% | 0 | 2 | 0 |
| JOHN FETTERMAN | 44 | 58.67% | 23 | 21 | 0 |
| Write-In Totals | 1 | 1.33% | 1 | 0 | 0 |
| Total Votes Cast | 75 | 100.00% | 43 | 32 | 0 |
| Overvotes | 0 | | 0 | 0 | 0 |
| Undervotes | 1 | | 1 | 0 | 0 |

DEM GOVERNOR

Vote For 1

| | TOTAL | VOTE % | ELECTIO N DAY | MAIL VOTE | PROVISI ONAL |
|------------------|-------|---------|------------------|--------------|-----------------|
| JOSH SHAPIRO | 67 | 100.00% | 36 | 31 | 0 |
| Write-In Totals | 0 | 0.00% | 0 | 0 | 0 |
| Total Votes Cast | 67 | 100.00% | 36 | 31 | 0 |
| Overvotes | 0 | | 0 | 0 | 0 |
| Undervotes | 9 | | 8 | 1 | 0 |

DEM LIEUTENANT GOVERNOR

Vote For 1

| | TOTAL | VOTE % | ELECTIO N DAY | MAIL VOTE | PROVISI ONAL |
|------------------|-------|---------|------------------|--------------|-----------------|
| AUSTIN DAVIS | 55 | 83.33% | 29 | 26 | 0 |
| RAY SOSA | 5 | 7.58% | 3 | 2 | 0 |
| BRIAN SIMS | 6 | 9.09% | 5 | 1 | 0 |
| Write-In Totals | 0 | 0.00% | 0 | 0 | 0 |
| Total Votes Cast | 66 | 100.00% | 37 | 29 | 0 |
| Overvotes | 0 | | 0 | 0 | 0 |
| Undervotes | 10 | | 7 | 3 | 0 |

Scott Twp 2

DEM REPRESENTATIVE IN CONGRESS 16TH DISTRICT

Vote For 1

| | TOTAL | VOTE % | ELECTIO N DAY | MAIL VOTE | PROVISI ONAL |
|------------------|-------|---------|------------------|--------------|-----------------|
| DAN PASTORE | 11 | 15.07% | 5 | 6 | 0 |
| RICK TELESZ | 62 | 84.93% | 37 | 25 | 0 |
| Write-In Totals | 0 | 0.00% | 0 | 0 | 0 |
| Total Votes Cast | 73 | 100.00% | 42 | 31 | 0 |
| Overvotes | 0 | | 0 | 0 | 0 |
| Undervotes | 3 | | 2 | 1 | 0 |

DEM SENATOR IN THE GENERAL ASSEMBLY 50TH DISTRICT

Vote For 1

| | TOTAL | VOTE % | ELECTIO N DAY | MAIL VOTE | PROVISI ONAL |
|------------------|-------|---------|------------------|--------------|-----------------|
| RIANNA CZECH | 57 | 98.28% | 30 | 27 | 0 |
| Write-In Totals | 1 | 1.72% | 1 | 0 | 0 |
| Total Votes Cast | 58 | 100.00% | 31 | 27 | 0 |
| Overvotes | 0 | | 0 | 0 | 0 |
| Undervotes | 18 | | 13 | 5 | 0 |

DEM REPRESENTATIVE IN THE GENERAL ASSEMBLY 8TH DISTRICT

Vote For 1

| | TOTAL | VOTE % | ELECTIO N DAY | MAIL VOTE | PROVISI ONAL |
|------------------|-------|---------|------------------|--------------|-----------------|
| Write-In Totals | 2 | 100.00% | 1 | 1 | 0 |
| Total Votes Cast | 2 | 100.00% | 1 | 1 | 0 |
| Overvotes | 0 | | 0 | 0 | 0 |
| Undervotes | 74 | | 43 | 31 | 0 |

DEM MEMBER OF DEMOCRATIC STATE COMMITTEE

Vote For 2

| | TOTAL | VOTE % | ELECTIO N DAY | MAIL VOTE | PROVISI ONAL |
|-------------------|-------|---------|------------------|--------------|-----------------|
| MIRA LOU THOMPSON | 60 | 96.77% | 30 | 30 | 0 |
| Write-In Totals | 2 | 3.23% | 2 | 0 | 0 |
| Total Votes Cast | 62 | 100.00% | 32 | 30 | 0 |
| Overvotes | 0 | | 0 | 0 | 0 |
| Undervotes | 90 | | 56 | 34 | 0 |

DEM MEMBER OF DEMOCRATIC COUNTY COMMITTEE - MALE Scott Twp 2

Vote For 1

| | TOTAL | VOTE % | ELECTIO N DAY | MAIL VOTE | PROVISI ONAL |
|------------------|-------|---------|------------------|--------------|-----------------|
| Write-In Totals | 6 | 100.00% | 4 | 2 | 0 |
| Total Votes Cast | 6 | 100.00% | 4 | 2 | 0 |
| Overvotes | 0 | | 0 | 0 | 0 |
| Undervotes | 70 | | 40 | 30 | 0 |

Scott Twp 2

DEM MEMBER OF DEMOCRATIC COUNTY COMMITTEE - FEMALE Scott Twp 2

Vote For 1

| | TOTAL | VOTE % | ELECTIO N DAY | MAIL VOTE | PROVISI ONAL |
|------------------|-------|---------|------------------|--------------|-----------------|
| Write-In Totals | 7 | 100.00% | 5 | 2 | 0 |
| Total Votes Cast | 7 | 100.00% | 5 | 2 | 0 |
| Overvotes | 0 | | 0 | 0 | 0 |
| Undervotes | 69 | | 39 | 30 | 0 |

REP UNITED STATES SENATOR

Vote For 1

| | TOTAL | VOTE % | ELECTIO N DAY | MAIL VOTE | PROVISI ONAL |
|------------------|-------|---------|------------------|--------------|-----------------|
| KATHY BARNETTE | 53 | 22.55% | 51 | 2 | 0 |
| MEHMET OZ | 70 | 29.79% | 67 | 3 | 0 |
| GEORGE BOCHETTO | 1 | 0.43% | 1 | 0 | 0 |
| JEFF BARTOS | 24 | 10.21% | 24 | 0 | 0 |
| DAVE MCCORMICK | 66 | 28.09% | 65 | 1 | 0 |
| SEAN GALE | 3 | 1.28% | 1 | 2 | 0 |
| CARLA SANDS | 18 | 7.66% | 16 | 2 | 0 |
| Write-In Totals | 0 | 0.00% | 0 | 0 | 0 |
| Total Votes Cast | 235 | 100.00% | 225 | 10 | 0 |
| Overvotes | 0 | | 0 | 0 | 0 |
| Undervotes | 10 | | 10 | 0 | 0 |

REP GOVERNOR

Vote For 1

| | TOTAL | VOTE % | ELECTIO N DAY | MAIL VOTE | PROVISI ONAL |
|---------------------|-------|---------|------------------|--------------|-----------------|
| LOU BARLETTA | 25 | 10.55% | 22 | 3 | 0 |
| DOUGLAS V MASTRIANO | 121 | 51.05% | 118 | 3 | 0 |
| NCHE ZAMA | 0 | 0.00% | 0 | 0 | 0 |
| DAVE WHITE | 20 | 8.44% | 19 | 1 | 0 |
| MELISSA HART | 16 | 6.75% | 15 | 1 | 0 |
| BILL MCSWAIN | 49 | 20.68% | 47 | 2 | 0 |
| CHARLIE GEROW | 0 | 0.00% | 0 | 0 | 0 |
| JOE GALE | 0 | 0.00% | 0 | 0 | 0 |
| JAKE CORMAN | 6 | 2.53% | 6 | 0 | 0 |
| Write-In Totals | 0 | 0.00% | 0 | 0 | 0 |
| Total Votes Cast | 237 | 100.00% | 227 | 10 | 0 |
| Overvotes | 0 | | 0 | 0 | 0 |
| Undervotes | 4 | | 4 | 0 | 0 |

Scott Twp 2

REP LIEUTENANT GOVERNOR

Vote For 1

| | TOTAL | VOTE % | ELECTIO N DAY | MAIL VOTE | PROVISI ONAL |
|-----------------------|-------|---------|------------------|--------------|-----------------|
| CLARICE SCHILLINGER | 5 | 2.20% | 3 | 2 | 0 |
| JAMES EARL JONES | 3 | 1.32% | 3 | 0 | 0 |
| RICK SACCONI | 16 | 7.05% | 16 | 0 | 0 |
| JOHN BROWN | 1 | 0.44% | 1 | 0 | 0 |
| CHRIS FRYE | 128 | 56.39% | 122 | 6 | 0 |
| JEFF COLEMAN | 1 | 0.44% | 1 | 0 | 0 |
| RUSS DIAMOND | 4 | 1.76% | 4 | 0 | 0 |
| CARRIE LEWIS DELROSSO | 43 | 18.94% | 41 | 2 | 0 |
| TEDDY DANIELS | 26 | 11.45% | 26 | 0 | 0 |
| Write-In Totals | 0 | 0.00% | 0 | 0 | 0 |
| Total Votes Cast | 227 | 100.00% | 217 | 10 | 0 |
| Overvotes | 0 | | 0 | 0 | 0 |
| Undervotes | 14 | | 14 | 0 | 0 |

REP REPRESENTATIVE IN CONGRESS 16TH DISTRICT

Vote For 1

| | TOTAL | VOTE % | ELECTIO N DAY | MAIL VOTE | PROVISI ONAL |
|------------------|-------|---------|------------------|--------------|-----------------|
| MIKE KELLY | 216 | 99.08% | 208 | 8 | 0 |
| Write-In Totals | 2 | 0.92% | 2 | 0 | 0 |
| Total Votes Cast | 218 | 100.00% | 210 | 8 | 0 |
| Overvotes | 0 | | 0 | 0 | 0 |
| Undervotes | 23 | | 21 | 2 | 0 |

REP SENATOR IN THE GENERAL ASSEMBLY 50TH DISTRICT

Vote For 1

| | TOTAL | VOTE % | ELECTIO N DAY | MAIL VOTE | PROVISI ONAL |
|------------------|-------|---------|------------------|--------------|-----------------|
| MICHELE BROOKS | 210 | 99.53% | 201 | 9 | 0 |
| Write-In Totals | 1 | 0.47% | 1 | 0 | 0 |
| Total Votes Cast | 211 | 100.00% | 202 | 9 | 0 |
| Overvotes | 0 | | 0 | 0 | 0 |
| Undervotes | 30 | | 29 | 1 | 0 |

REP REPRESENTATIVE IN THE GENERAL ASSEMBLY 8TH DISTRICT






Vote For 1

| | TOTAL | VOTE % | ELECTIO N DAY | MAIL VOTE | PROVISI ONAL |
|------------------|-------|---------|------------------|--------------|-----------------|
| JOHN L KENNEDY | 42 | 17.72% | 41 | 1 | 0 |
| ERIC O DITULLIO | 8 | 3.38% | 7 | 1 | 0 |
| AARON BERNSTINE | 187 | 78.90% | 179 | 8 | 0 |
| Write-In Totals | 0 | 0.00% | 0 | 0 | 0 |
| Total Votes Cast | 237 | 100.00% | 227 | 10 | 0 |
| Overvotes | 0 | | 0 | 0 | 0 |
| Undervotes | 4 | | 4 | 0 | 0 |

Scott Twp 2

REP MEMBER OF REPUBLICAN STATE COMMITTEE

Vote For 2

| | TOTAL | VOTE % | ELECTIO N DAY | MAIL VOTE | PROVISI ONAL |
|------------------|-------|---|------------------|--------------|-----------------|
| SHERRY J PATTON | 59 | 16.53%  | 58 | 1 | 0 |
| JEANIE STEELE | 159 | 44.54%  | 151 | 8 | 0 |
| DALE TURNER | 139 | 38.94%  | 131 | 8 | 0 |
| Write-In Totals | 0 | 0.00%  | 0 | 0 | 0 |
| Total Votes Cast | 357 | 100.00%  | 340 | 17 | 0 |
| Overvotes | 0 | | 0 | 0 | 0 |
| Undervotes | 125 | | 122 | 3 | 0 |

Shenango Twp 1

Statistics

| | TOTAL | ELECTIO N DAY | MAIL VOTE | PROVISI ONAL |
|---------------------------------|--------|------------------|--------------|-----------------|
| Registered Voters - Total | 963 | | | |
| Registered Voters - DEMOCRATIC | 295 | | | |
| Registered Voters - REPUBLICAN | 558 | | | |
| Registered Voters - NONPARTISAN | 110 | | | |
| Ballots Cast - Total | 342 | 280 | 62 | 0 |
| Ballots Cast - DEMOCRATIC | 94 | 64 | 30 | 0 |
| Ballots Cast - REPUBLICAN | 248 | 216 | 32 | 0 |
| Ballots Cast - NONPARTISAN | 0 | 0 | 0 | 0 |
| Ballots Cast - Blank | 0 | 0 | 0 | 0 |
| Voter Turnout - Total | 35.51% | | | |
| Voter Turnout - DEMOCRATIC | 31.86% | | | |
| Voter Turnout - REPUBLICAN | 44.44% | | | |
| Voter Turnout - NONPARTISAN | 0.00% | | | |

DEM UNITED STATES SENATOR

Vote For 1

| | TOTAL | VOTE % | ELECTIO N DAY | MAIL VOTE | PROVISI ONAL |
|------------------|-------|---------|------------------|--------------|-----------------|
| ALEX KHALIL | 2 | 2.17% | 2 | 0 | 0 |
| CONOR LAMB | 37 | 40.22% | 25 | 12 | 0 |
| MALCOLM KENYATTA | 1 | 1.09% | 1 | 0 | 0 |
| JOHN FETTERMAN | 49 | 53.26% | 31 | 18 | 0 |
| Write-In Totals | 3 | 3.26% | 3 | 0 | 0 |
| Total Votes Cast | 92 | 100.00% | 62 | 30 | 0 |
| Overvotes | 1 | | 1 | 0 | 0 |
| Undervotes | 1 | | 1 | 0 | 0 |

DEM GOVERNOR

Vote For 1

| | TOTAL | VOTE % | ELECTIO N DAY | MAIL VOTE | PROVISI ONAL |
|------------------|-------|---------|------------------|--------------|-----------------|
| JOSH SHAPIRO | 81 | 93.10% | 53 | 28 | 0 |
| Write-In Totals | 6 | 6.90% | 6 | 0 | 0 |
| Total Votes Cast | 87 | 100.00% | 59 | 28 | 0 |
| Overvotes | 0 | | 0 | 0 | 0 |
| Undervotes | 7 | | 5 | 2 | 0 |

DEM LIEUTENANT GOVERNOR

Vote For 1

| | TOTAL | VOTE % | ELECTIO N DAY | MAIL VOTE | PROVISI ONAL |
|------------------|-------|---------|------------------|--------------|-----------------|
| AUSTIN DAVIS | 62 | 72.94% | 36 | 26 | 0 |
| RAY SOSA | 5 | 5.88% | 4 | 1 | 0 |
| BRIAN SIMS | 13 | 15.29% | 11 | 2 | 0 |
| Write-In Totals | 5 | 5.88% | 5 | 0 | 0 |
| Total Votes Cast | 85 | 100.00% | 56 | 29 | 0 |
| Overvotes | 0 | | 0 | 0 | 0 |
| Undervotes | 9 | | 8 | 1 | 0 |

Shenango Twp 1

DEM REPRESENTATIVE IN CONGRESS 16TH DISTRICT

Vote For 1

| | TOTAL | VOTE % | ELECTIO N DAY | MAIL VOTE | PROVISI ONAL |
|------------------|-------|---------|------------------|--------------|-----------------|
| DAN PASTORE | 12 | 13.33% | 12 | 0 | 0 |
| RICK TELESZ | 76 | 84.44% | 47 | 29 | 0 |
| Write-In Totals | 2 | 2.22% | 2 | 0 | 0 |
| Total Votes Cast | 90 | 100.00% | 61 | 29 | 0 |
| Overvotes | 0 | | 0 | 0 | 0 |
| Undervotes | 4 | | 3 | 1 | 0 |

DEM SENATOR IN THE GENERAL ASSEMBLY 50TH DISTRICT

Vote For 1

| | TOTAL | VOTE % | ELECTIO N DAY | MAIL VOTE | PROVISI ONAL |
|------------------|-------|---------|------------------|--------------|-----------------|
| RIANNA CZECH | 74 | 96.10% | 46 | 28 | 0 |
| Write-In Totals | 3 | 3.90% | 3 | 0 | 0 |
| Total Votes Cast | 77 | 100.00% | 49 | 28 | 0 |
| Overvotes | 0 | | 0 | 0 | 0 |
| Undervotes | 17 | | 15 | 2 | 0 |

DEM REPRESENTATIVE IN THE GENERAL ASSEMBLY 9TH DISTRICT

Vote For 1

| | TOTAL | VOTE % | ELECTIO N DAY | MAIL VOTE | PROVISI ONAL |
|------------------|-------|---------|------------------|--------------|-----------------|
| CHRIS SAINATO | 82 | 92.13% | 52 | 30 | 0 |
| Write-In Totals | 7 | 7.87% | 7 | 0 | 0 |
| Total Votes Cast | 89 | 100.00% | 59 | 30 | 0 |
| Overvotes | 0 | | 0 | 0 | 0 |
| Undervotes | 5 | | 5 | 0 | 0 |

DEM MEMBER OF DEMOCRATIC STATE COMMITTEE

Vote For 2

| | TOTAL | VOTE % | ELECTIO N DAY | MAIL VOTE | PROVISI ONAL |
|-------------------|-------|---------|------------------|--------------|-----------------|
| MIRA LOU THOMPSON | 79 | 94.05% | 52 | 27 | 0 |
| Write-In Totals | 5 | 5.95% | 5 | 0 | 0 |
| Total Votes Cast | 84 | 100.00% | 57 | 27 | 0 |
| Overvotes | 0 | | 0 | 0 | 0 |
| Undervotes | 104 | | 71 | 33 | 0 |

DEM MEMBER OF DEMOCRATIC COUNTY COMMITTEE - MALE Shenango Twp 1

Vote For 1

| | TOTAL | VOTE % | ELECTIO N DAY | MAIL VOTE | PROVISI ONAL |
|------------------|-------|---------|------------------|--------------|-----------------|
| Write-In Totals | 4 | 100.00% | 3 | 1 | 0 |
| Total Votes Cast | 4 | 100.00% | 3 | 1 | 0 |
| Overvotes | 0 | | 0 | 0 | 0 |
| Undervotes | 90 | | 61 | 29 | 0 |

Shenango Twp 1

DEM MEMBER OF DEMOCRATIC COUNTY COMMITTEE - FEMALE Shenango Twp 1

Vote For 1

| | TOTAL | VOTE % | ELECTIO N DAY | MAIL VOTE | PROVISI ONAL |
|------------------|-------|---------|------------------|--------------|-----------------|
| KATE BRUNO | 76 | 100.00% | 49 | 27 | 0 |
| Write-In Totals | 0 | 0.00% | 0 | 0 | 0 |
| Total Votes Cast | 76 | 100.00% | 49 | 27 | 0 |
| Overvotes | 0 | | 0 | 0 | 0 |
| Undervotes | 18 | | 15 | 3 | 0 |

REP UNITED STATES SENATOR

Vote For 1

| | TOTAL | VOTE % | ELECTIO N DAY | MAIL VOTE | PROVISI ONAL |
|------------------|-------|---------|------------------|--------------|-----------------|
| KATHY BARNETTE | 58 | 23.58% | 55 | 3 | 0 |
| MEHMET OZ | 77 | 31.30% | 63 | 14 | 0 |
| GEORGE BOCHETTO | 2 | 0.81% | 2 | 0 | 0 |
| JEFF BARTOS | 1 | 0.41% | 1 | 0 | 0 |
| DAVE MCCORMICK | 95 | 38.62% | 83 | 12 | 0 |
| SEAN GALE | 2 | 0.81% | 2 | 0 | 0 |
| CARLA SANDS | 11 | 4.47% | 8 | 3 | 0 |
| Write-In Totals | 0 | 0.00% | 0 | 0 | 0 |
| Total Votes Cast | 246 | 100.00% | 214 | 32 | 0 |
| Overvotes | 0 | | 0 | 0 | 0 |
| Undervotes | 2 | | 2 | 0 | 0 |

REP GOVERNOR

Vote For 1

| | TOTAL | VOTE % | ELECTIO N DAY | MAIL VOTE | PROVISI ONAL |
|---------------------|-------|---------|------------------|--------------|-----------------|
| LOU BARLETTA | 36 | 14.69% | 33 | 3 | 0 |
| DOUGLAS V MASTRIANO | 130 | 53.06% | 122 | 8 | 0 |
| NCHE ZAMA | 0 | 0.00% | 0 | 0 | 0 |
| DAVE WHITE | 22 | 8.98% | 15 | 7 | 0 |
| MELISSA HART | 13 | 5.31% | 9 | 4 | 0 |
| BILL MCSWAIN | 37 | 15.10% | 30 | 7 | 0 |
| CHARLIE GEROW | 1 | 0.41% | 0 | 1 | 0 |
| JOE GALE | 2 | 0.82% | 1 | 1 | 0 |
| JAKE CORMAN | 4 | 1.63% | 4 | 0 | 0 |
| Write-In Totals | 0 | 0.00% | 0 | 0 | 0 |
| Total Votes Cast | 245 | 100.00% | 214 | 31 | 0 |
| Overvotes | 0 | | 0 | 0 | 0 |
| Undervotes | 3 | | 2 | 1 | 0 |

Shenango Twp 1

REP LIEUTENANT GOVERNOR

Vote For 1

| | TOTAL | VOTE % | ELECTIO N DAY | MAIL VOTE | PROVISI ONAL |
|-----------------------|-------|---------|------------------|--------------|-----------------|
| CLARICE SCHILLINGER | 4 | 1.65% | 4 | 0 | 0 |
| JAMES EARL JONES | 7 | 2.88% | 3 | 4 | 0 |
| RICK SACCONI | 33 | 13.58% | 30 | 3 | 0 |
| JOHN BROWN | 8 | 3.29% | 7 | 1 | 0 |
| CHRIS FRYE | 114 | 46.91% | 101 | 13 | 0 |
| JEFF COLEMAN | 5 | 2.06% | 5 | 0 | 0 |
| RUSS DIAMOND | 4 | 1.65% | 3 | 1 | 0 |
| CARRIE LEWIS DELROSSO | 49 | 20.16% | 41 | 8 | 0 |
| TEDDY DANIELS | 19 | 7.82% | 17 | 2 | 0 |
| Write-In Totals | 0 | 0.00% | 0 | 0 | 0 |
| Total Votes Cast | 243 | 100.00% | 211 | 32 | 0 |
| Overvotes | 0 | | 0 | 0 | 0 |
| Undervotes | 5 | | 5 | 0 | 0 |

REP REPRESENTATIVE IN CONGRESS 16TH DISTRICT

Vote For 1

| | TOTAL | VOTE % | ELECTIO N DAY | MAIL VOTE | PROVISI ONAL |
|------------------|-------|---------|------------------|--------------|-----------------|
| MIKE KELLY | 222 | 99.11% | 192 | 30 | 0 |
| Write-In Totals | 2 | 0.89% | 1 | 1 | 0 |
| Total Votes Cast | 224 | 100.00% | 193 | 31 | 0 |
| Overvotes | 0 | | 0 | 0 | 0 |
| Undervotes | 24 | | 23 | 1 | 0 |

REP SENATOR IN THE GENERAL ASSEMBLY 50TH DISTRICT

Vote For 1

| | TOTAL | VOTE % | ELECTIO N DAY | MAIL VOTE | PROVISI ONAL |
|------------------|-------|---------|------------------|--------------|-----------------|
| MICHELE BROOKS | 215 | 99.08% | 184 | 31 | 0 |
| Write-In Totals | 2 | 0.92% | 1 | 1 | 0 |
| Total Votes Cast | 217 | 100.00% | 185 | 32 | 0 |
| Overvotes | 0 | | 0 | 0 | 0 |
| Undervotes | 31 | | 31 | 0 | 0 |

REP REPRESENTATIVE IN THE GENERAL ASSEMBLY 9TH DISTRICT

Vote For 1

| | TOTAL | VOTE % | ELECTIO N DAY | MAIL VOTE | PROVISI ONAL |
|-------------------|-------|---------|------------------|--------------|-----------------|
| DARRYL AUDIA | 62 | 25.94% | 55 | 7 | 0 |
| NICK KERIN | 80 | 33.47% | 67 | 13 | 0 |
| MARLA GALLO BROWN | 96 | 40.17% | 85 | 11 | 0 |
| Write-In Totals | 1 | 0.42% | 0 | 1 | 0 |
| Total Votes Cast | 239 | 100.00% | 207 | 32 | 0 |
| Overvotes | 0 | | 0 | 0 | 0 |
| Undervotes | 9 | | 9 | 0 | 0 |

Shenango Twp 1

REP MEMBER OF REPUBLICAN STATE COMMITTEE

Vote For 2

| | TOTAL | VOTE % | ELECTIO N DAY | MAIL VOTE | PROVISI ONAL |
|------------------|-------|---------|------------------|--------------|-----------------|
| SHERRY J PATTON | 89 | 23.92% | 80 | 9 | 0 |
| JEANIE STEELE | 102 | 27.42% | 87 | 15 | 0 |
| DALE TURNER | 179 | 48.12% | 156 | 23 | 0 |
| Write-In Totals | 2 | 0.54% | 0 | 2 | 0 |
| Total Votes Cast | 372 | 100.00% | 323 | 49 | 0 |
| Overvotes | 0 | | 0 | 0 | 0 |
| Undervotes | 124 | | 109 | 15 | 0 |

Shenango Twp 2

Statistics

| | TOTAL | ELECTIO N DAY | MAIL VOTE | PROVISI ONAL |
|---------------------------------|--------|------------------|--------------|-----------------|
| Registered Voters - Total | 929 | | | |
| Registered Voters - DEMOCRATIC | 368 | | | |
| Registered Voters - REPUBLICAN | 468 | | | |
| Registered Voters - NONPARTISAN | 93 | | | |
| Ballots Cast - Total | 355 | 272 | 83 | 0 |
| Ballots Cast - DEMOCRATIC | 165 | 107 | 58 | 0 |
| Ballots Cast - REPUBLICAN | 190 | 165 | 25 | 0 |
| Ballots Cast - NONPARTISAN | 0 | 0 | 0 | 0 |
| Ballots Cast - Blank | 0 | 0 | 0 | 0 |
| Voter Turnout - Total | 38.21% | | | |
| Voter Turnout - DEMOCRATIC | 44.84% | | | |
| Voter Turnout - REPUBLICAN | 40.60% | | | |
| Voter Turnout - NONPARTISAN | 0.00% | | | |

DEM UNITED STATES SENATOR

Vote For 1

| | TOTAL | VOTE % | ELECTIO N DAY | MAIL VOTE | PROVISI ONAL |
|------------------|-------|---------|------------------|--------------|-----------------|
| ALEX KHALIL | 4 | 2.50% | 4 | 0 | 0 |
| CONOR LAMB | 69 | 43.12% | 37 | 32 | 0 |
| MALCOLM KENYATTA | 1 | 0.62% | 1 | 0 | 0 |
| JOHN FETTERMAN | 82 | 51.25% | 56 | 26 | 0 |
| Write-In Totals | 4 | 2.50% | 4 | 0 | 0 |
| Total Votes Cast | 160 | 100.00% | 102 | 58 | 0 |
| Overvotes | 0 | | 0 | 0 | 0 |
| Undervotes | 5 | | 5 | 0 | 0 |

DEM GOVERNOR

Vote For 1

| | TOTAL | VOTE % | ELECTIO N DAY | MAIL VOTE | PROVISI ONAL |
|------------------|-------|---------|------------------|--------------|-----------------|
| JOSH SHAPIRO | 143 | 95.33% | 87 | 56 | 0 |
| Write-In Totals | 7 | 4.67% | 7 | 0 | 0 |
| Total Votes Cast | 150 | 100.00% | 94 | 56 | 0 |
| Overvotes | 0 | | 0 | 0 | 0 |
| Undervotes | 15 | | 13 | 2 | 0 |

DEM LIEUTENANT GOVERNOR

Vote For 1

| | TOTAL | VOTE % | ELECTIO N DAY | MAIL VOTE | PROVISI ONAL |
|------------------|-------|---------|------------------|--------------|-----------------|
| AUSTIN DAVIS | 128 | 85.91% | 77 | 51 | 0 |
| RAY SOSA | 7 | 4.70% | 7 | 0 | 0 |
| BRIAN SIMS | 11 | 7.38% | 7 | 4 | 0 |
| Write-In Totals | 3 | 2.01% | 3 | 0 | 0 |
| Total Votes Cast | 149 | 100.00% | 94 | 55 | 0 |
| Overvotes | 0 | | 0 | 0 | 0 |
| Undervotes | 16 | | 13 | 3 | 0 |

Shenango Twp 2

DEM REPRESENTATIVE IN CONGRESS 16TH DISTRICT

Vote For 1

| | TOTAL | VOTE % | ELECTIO N DAY | MAIL VOTE | PROVISI ONAL |
|------------------|-------|---------|------------------|--------------|-----------------|
| DAN PASTORE | 18 | 11.39% | 11 | 7 | 0 |
| RICK TELESZ | 136 | 86.08% | 87 | 49 | 0 |
| Write-In Totals | 4 | 2.53% | 3 | 1 | 0 |
| Total Votes Cast | 158 | 100.00% | 101 | 57 | 0 |
| Overvotes | 0 | | 0 | 0 | 0 |
| Undervotes | 7 | | 6 | 1 | 0 |

DEM SENATOR IN THE GENERAL ASSEMBLY 50TH DISTRICT

Vote For 1

| | TOTAL | VOTE % | ELECTIO N DAY | MAIL VOTE | PROVISI ONAL |
|------------------|-------|---------|------------------|--------------|-----------------|
| RIANNA CZECH | 125 | 96.15% | 77 | 48 | 0 |
| Write-In Totals | 5 | 3.85% | 5 | 0 | 0 |
| Total Votes Cast | 130 | 100.00% | 82 | 48 | 0 |
| Overvotes | 0 | | 0 | 0 | 0 |
| Undervotes | 35 | | 25 | 10 | 0 |

DEM REPRESENTATIVE IN THE GENERAL ASSEMBLY 9TH DISTRICT

Vote For 1

| | TOTAL | VOTE % | ELECTIO N DAY | MAIL VOTE | PROVISI ONAL |
|------------------|-------|---------|------------------|--------------|-----------------|
| CHRIS SAINATO | 146 | 94.81% | 91 | 55 | 0 |
| Write-In Totals | 8 | 5.19% | 7 | 1 | 0 |
| Total Votes Cast | 154 | 100.00% | 98 | 56 | 0 |
| Overvotes | 0 | | 0 | 0 | 0 |
| Undervotes | 11 | | 9 | 2 | 0 |

DEM MEMBER OF DEMOCRATIC STATE COMMITTEE

Vote For 2

| | TOTAL | VOTE % | ELECTIO N DAY | MAIL VOTE | PROVISI ONAL |
|-------------------|-------|---------|------------------|--------------|-----------------|
| MIRA LOU THOMPSON | 143 | 96.62% | 90 | 53 | 0 |
| Write-In Totals | 5 | 3.38% | 5 | 0 | 0 |
| Total Votes Cast | 148 | 100.00% | 95 | 53 | 0 |
| Overvotes | 0 | | 0 | 0 | 0 |
| Undervotes | 182 | | 119 | 63 | 0 |

DEM MEMBER OF DEMOCRATIC COUNTY COMMITTEE - MALE Shenango Twp 2

Vote For 1

| | TOTAL | VOTE % | ELECTIO N DAY | MAIL VOTE | PROVISI ONAL |
|------------------|-------|---------|------------------|--------------|-----------------|
| Write-In Totals | 12 | 100.00% | 10 | 2 | 0 |
| Total Votes Cast | 12 | 100.00% | 10 | 2 | 0 |
| Overvotes | 0 | | 0 | 0 | 0 |
| Undervotes | 153 | | 97 | 56 | 0 |

Shenango Twp 2

DEM MEMBER OF DEMOCRATIC COUNTY COMMITTEE - FEMALE Shenango Twp 2

Vote For 1

| | TOTAL | VOTE % | ELECTIO N DAY | MAIL VOTE | PROVISI ONAL |
|------------------|-------|---------|------------------|--------------|-----------------|
| Write-In Totals | 9 | 100.00% | 7 | 2 | 0 |
| Total Votes Cast | 9 | 100.00% | 7 | 2 | 0 |
| Overvotes | 0 | | 0 | 0 | 0 |
| Undervotes | 156 | | 100 | 56 | 0 |

REP UNITED STATES SENATOR

Vote For 1

| | TOTAL | VOTE % | ELECTIO N DAY | MAIL VOTE | PROVISI ONAL |
|------------------|-------|---------|------------------|--------------|-----------------|
| KATHY BARNETTE | 31 | 16.40% | 29 | 2 | 0 |
| MEHMET OZ | 66 | 34.92% | 59 | 7 | 0 |
| GEORGE BOCHETTO | 1 | 0.53% | 1 | 0 | 0 |
| JEFF BARTOS | 10 | 5.29% | 7 | 3 | 0 |
| DAVE MCCORMICK | 64 | 33.86% | 55 | 9 | 0 |
| SEAN GALE | 2 | 1.06% | 1 | 1 | 0 |
| CARLA SANDS | 13 | 6.88% | 11 | 2 | 0 |
| Write-In Totals | 2 | 1.06% | 1 | 1 | 0 |
| Total Votes Cast | 189 | 100.00% | 164 | 25 | 0 |
| Overvotes | 0 | | 0 | 0 | 0 |
| Undervotes | 1 | | 1 | 0 | 0 |

REP GOVERNOR

Vote For 1

| | TOTAL | VOTE % | ELECTIO N DAY | MAIL VOTE | PROVISI ONAL |
|---------------------|-------|---------|------------------|--------------|-----------------|
| LOU BARLETTA | 22 | 11.76% | 20 | 2 | 0 |
| DOUGLAS V MASTRIANO | 87 | 46.52% | 86 | 1 | 0 |
| NCHE ZAMA | 1 | 0.53% | 0 | 1 | 0 |
| DAVE WHITE | 12 | 6.42% | 8 | 4 | 0 |
| MELISSA HART | 22 | 11.76% | 17 | 5 | 0 |
| BILL MCSWAIN | 33 | 17.65% | 22 | 11 | 0 |
| CHARLIE GEROW | 1 | 0.53% | 1 | 0 | 0 |
| JOE GALE | 2 | 1.07% | 2 | 0 | 0 |
| JAKE CORMAN | 5 | 2.67% | 5 | 0 | 0 |
| Write-In Totals | 2 | 1.07% | 1 | 1 | 0 |
| Total Votes Cast | 187 | 100.00% | 162 | 25 | 0 |
| Overvotes | 0 | | 0 | 0 | 0 |
| Undervotes | 3 | | 3 | 0 | 0 |

Shenango Twp 2

REP LIEUTENANT GOVERNOR

Vote For 1

| | TOTAL | VOTE % | ELECTIO N DAY | MAIL VOTE | PROVISI ONAL |
|-----------------------|-------|---------|------------------|--------------|-----------------|
| CLARICE SCHILLINGER | 4 | 2.21% | 3 | 1 | 0 |
| JAMES EARL JONES | 1 | 0.55% | 1 | 0 | 0 |
| RICK SACCONI | 15 | 8.29% | 13 | 2 | 0 |
| JOHN BROWN | 1 | 0.55% | 1 | 0 | 0 |
| CHRIS FRYE | 103 | 56.91% | 90 | 13 | 0 |
| JEFF COLEMAN | 2 | 1.10% | 2 | 0 | 0 |
| RUSS DIAMOND | 2 | 1.10% | 1 | 1 | 0 |
| CARRIE LEWIS DELROSSO | 45 | 24.86% | 39 | 6 | 0 |
| TEDDY DANIELS | 8 | 4.42% | 7 | 1 | 0 |
| Write-In Totals | 0 | 0.00% | 0 | 0 | 0 |
| Total Votes Cast | 181 | 100.00% | 157 | 24 | 0 |
| Overvotes | 0 | | 0 | 0 | 0 |
| Undervotes | 9 | | 8 | 1 | 0 |

REP REPRESENTATIVE IN CONGRESS 16TH DISTRICT

Vote For 1

| | TOTAL | VOTE % | ELECTIO N DAY | MAIL VOTE | PROVISI ONAL |
|------------------|-------|---------|------------------|--------------|-----------------|
| MIKE KELLY | 170 | 99.42% | 151 | 19 | 0 |
| Write-In Totals | 1 | 0.58% | 0 | 1 | 0 |
| Total Votes Cast | 171 | 100.00% | 151 | 20 | 0 |
| Overvotes | 0 | | 0 | 0 | 0 |
| Undervotes | 19 | | 14 | 5 | 0 |

REP SENATOR IN THE GENERAL ASSEMBLY 50TH DISTRICT

Vote For 1

| | TOTAL | VOTE % | ELECTIO N DAY | MAIL VOTE | PROVISI ONAL |
|------------------|-------|---------|------------------|--------------|-----------------|
| MICHELE BROOKS | 164 | 99.39% | 145 | 19 | 0 |
| Write-In Totals | 1 | 0.61% | 0 | 1 | 0 |
| Total Votes Cast | 165 | 100.00% | 145 | 20 | 0 |
| Overvotes | 0 | | 0 | 0 | 0 |
| Undervotes | 25 | | 20 | 5 | 0 |

REP REPRESENTATIVE IN THE GENERAL ASSEMBLY 9TH DISTRICT






Vote For 1

| | TOTAL | VOTE % | ELECTIO N DAY | MAIL VOTE | PROVISI ONAL |
|-------------------|-------|---------|------------------|--------------|-----------------|
| DARRYL AUDIA | 49 | 26.34% | 39 | 10 | 0 |
| NICK KERIN | 62 | 33.33% | 59 | 3 | 0 |
| MARLA GALLO BROWN | 73 | 39.25% | 63 | 10 | 0 |
| Write-In Totals | 2 | 1.08% | 1 | 1 | 0 |
| Total Votes Cast | 186 | 100.00% | 162 | 24 | 0 |
| Overvotes | 0 | | 0 | 0 | 0 |
| Undervotes | 4 | | 3 | 1 | 0 |

Shenango Twp 2

REP MEMBER OF REPUBLICAN STATE COMMITTEE

Vote For 2

| | TOTAL | VOTE % | | ELECTIO N DAY | MAIL VOTE | PROVISI ONAL |
|------------------|-------|---------|---|------------------|--------------|-----------------|
| SHERRY J PATTON | 68 | 23.53% |  | 61 | 7 | 0 |
| JEANIE STEELE | 80 | 27.68% |  | 67 | 13 | 0 |
| DALE TURNER | 139 | 48.10% |  | 122 | 17 | 0 |
| Write-In Totals | 2 | 0.69% |  | 0 | 2 | 0 |
| Total Votes Cast | 289 | 100.00% |  | 250 | 39 | 0 |
| Overvotes | 0 | | | 0 | 0 | 0 |
| Undervotes | 91 | | | 80 | 11 | 0 |

Shenango Twp 3

Statistics

| | TOTAL | ELECTIO N DAY | MAIL VOTE | PROVISI ONAL |
|---------------------------------|--------|------------------|--------------|-----------------|
| Registered Voters - Total | 598 | | | |
| Registered Voters - DEMOCRATIC | 237 | | | |
| Registered Voters - REPUBLICAN | 279 | | | |
| Registered Voters - NONPARTISAN | 82 | | | |
| Ballots Cast - Total | 160 | 135 | 25 | 0 |
| Ballots Cast - DEMOCRATIC | 62 | 43 | 19 | 0 |
| Ballots Cast - REPUBLICAN | 98 | 92 | 6 | 0 |
| Ballots Cast - NONPARTISAN | 0 | 0 | 0 | 0 |
| Ballots Cast - Blank | 0 | 0 | 0 | 0 |
| Voter Turnout - Total | 26.76% | | | |
| Voter Turnout - DEMOCRATIC | 26.16% | | | |
| Voter Turnout - REPUBLICAN | 35.13% | | | |
| Voter Turnout - NONPARTISAN | 0.00% | | | |

DEM UNITED STATES SENATOR

Vote For 1

| | TOTAL | VOTE % | ELECTIO N DAY | MAIL VOTE | PROVISI ONAL |
|------------------|-------|---------|------------------|--------------|-----------------|
| ALEX KHALIL | 3 | 5.17% | 3 | 0 | 0 |
| CONOR LAMB | 17 | 29.31% | 9 | 8 | 0 |
| MALCOLM KENYATTA | 1 | 1.72% | 1 | 0 | 0 |
| JOHN FETTERMAN | 35 | 60.34% | 24 | 11 | 0 |
| Write-In Totals | 2 | 3.45% | 2 | 0 | 0 |
| Total Votes Cast | 58 | 100.00% | 39 | 19 | 0 |
| Overvotes | 0 | | 0 | 0 | 0 |
| Undervotes | 4 | | 4 | 0 | 0 |

DEM GOVERNOR

Vote For 1

| | TOTAL | VOTE % | ELECTIO N DAY | MAIL VOTE | PROVISI ONAL |
|------------------|-------|---------|------------------|--------------|-----------------|
| JOSH SHAPIRO | 55 | 96.49% | 37 | 18 | 0 |
| Write-In Totals | 2 | 3.51% | 2 | 0 | 0 |
| Total Votes Cast | 57 | 100.00% | 39 | 18 | 0 |
| Overvotes | 0 | | 0 | 0 | 0 |
| Undervotes | 5 | | 4 | 1 | 0 |

DEM LIEUTENANT GOVERNOR

Vote For 1

| | TOTAL | VOTE % | ELECTIO N DAY | MAIL VOTE | PROVISI ONAL |
|------------------|-------|---------|------------------|--------------|-----------------|
| AUSTIN DAVIS | 40 | 72.73% | 28 | 12 | 0 |
| RAY SOSA | 2 | 3.64% | 2 | 0 | 0 |
| BRIAN SIMS | 10 | 18.18% | 6 | 4 | 0 |
| Write-In Totals | 3 | 5.45% | 2 | 1 | 0 |
| Total Votes Cast | 55 | 100.00% | 38 | 17 | 0 |
| Overvotes | 0 | | 0 | 0 | 0 |
| Undervotes | 7 | | 5 | 2 | 0 |

Shenango Twp 3

DEM REPRESENTATIVE IN CONGRESS 16TH DISTRICT

Vote For 1

| | TOTAL | VOTE % | ELECTIO N DAY | MAIL VOTE | PROVISI ONAL |
|------------------|-------|---------|------------------|--------------|-----------------|
| DAN PASTORE | 11 | 18.97% | 6 | 5 | 0 |
| RICK TELESZ | 45 | 77.59% | 32 | 13 | 0 |
| Write-In Totals | 2 | 3.45% | 2 | 0 | 0 |
| Total Votes Cast | 58 | 100.00% | 40 | 18 | 0 |
| Overvotes | 0 | | 0 | 0 | 0 |
| Undervotes | 4 | | 3 | 1 | 0 |

DEM SENATOR IN THE GENERAL ASSEMBLY 50TH DISTRICT

Vote For 1

| | TOTAL | VOTE % | ELECTIO N DAY | MAIL VOTE | PROVISI ONAL |
|------------------|-------|---------|------------------|--------------|-----------------|
| RIANNA CZECH | 49 | 98.00% | 34 | 15 | 0 |
| Write-In Totals | 1 | 2.00% | 1 | 0 | 0 |
| Total Votes Cast | 50 | 100.00% | 35 | 15 | 0 |
| Overvotes | 0 | | 0 | 0 | 0 |
| Undervotes | 12 | | 8 | 4 | 0 |

DEM REPRESENTATIVE IN THE GENERAL ASSEMBLY 9TH DISTRICT

Vote For 1

| | TOTAL | VOTE % | ELECTIO N DAY | MAIL VOTE | PROVISI ONAL |
|------------------|-------|---------|------------------|--------------|-----------------|
| CHRIS SAINATO | 54 | 94.74% | 38 | 16 | 0 |
| Write-In Totals | 3 | 5.26% | 3 | 0 | 0 |
| Total Votes Cast | 57 | 100.00% | 41 | 16 | 0 |
| Overvotes | 0 | | 0 | 0 | 0 |
| Undervotes | 5 | | 2 | 3 | 0 |

DEM MEMBER OF DEMOCRATIC STATE COMMITTEE

Vote For 2

| | TOTAL | VOTE % | ELECTIO N DAY | MAIL VOTE | PROVISI ONAL |
|-------------------|-------|---------|------------------|--------------|-----------------|
| MIRA LOU THOMPSON | 49 | 94.23% | 35 | 14 | 0 |
| Write-In Totals | 3 | 5.77% | 3 | 0 | 0 |
| Total Votes Cast | 52 | 100.00% | 38 | 14 | 0 |
| Overvotes | 0 | | 0 | 0 | 0 |
| Undervotes | 72 | | 48 | 24 | 0 |

DEM MEMBER OF DEMOCRATIC COUNTY COMMITTEE - MALE Shenango Twp 3

Vote For 1

| | TOTAL | VOTE % | ELECTIO N DAY | MAIL VOTE | PROVISI ONAL |
|------------------|-------|---------|------------------|--------------|-----------------|
| Write-In Totals | 4 | 100.00% | 3 | 1 | 0 |
| Total Votes Cast | 4 | 100.00% | 3 | 1 | 0 |
| Overvotes | 0 | | 0 | 0 | 0 |
| Undervotes | 58 | | 40 | 18 | 0 |

Shenango Twp 3

DEM MEMBER OF DEMOCRATIC COUNTY COMMITTEE - FEMALE Shenango Twp 3

Vote For 1

| | TOTAL | VOTE % | ELECTIO N DAY | MAIL VOTE | PROVISI ONAL |
|------------------|-------|---------|------------------|--------------|-----------------|
| Write-In Totals | 6 | 100.00% | 6 | 0 | 0 |
| Total Votes Cast | 6 | 100.00% | 6 | 0 | 0 |
| Overvotes | 0 | | 0 | 0 | 0 |
| Undervotes | 56 | | 37 | 19 | 0 |

REP UNITED STATES SENATOR

Vote For 1

| | TOTAL | VOTE % | ELECTIO N DAY | MAIL VOTE | PROVISI ONAL |
|------------------|-------|---------|------------------|--------------|-----------------|
| KATHY BARNETTE | 18 | 18.56% | 17 | 1 | 0 |
| MEHMET OZ | 26 | 26.80% | 23 | 3 | 0 |
| GEORGE BOCHETTO | 1 | 1.03% | 1 | 0 | 0 |
| JEFF BARTOS | 4 | 4.12% | 3 | 1 | 0 |
| DAVE MCCORMICK | 39 | 40.21% | 38 | 1 | 0 |
| SEAN GALE | 1 | 1.03% | 1 | 0 | 0 |
| CARLA SANDS | 8 | 8.25% | 8 | 0 | 0 |
| Write-In Totals | 0 | 0.00% | 0 | 0 | 0 |
| Total Votes Cast | 97 | 100.00% | 91 | 6 | 0 |
| Overvotes | 0 | | 0 | 0 | 0 |
| Undervotes | 1 | | 1 | 0 | 0 |

REP GOVERNOR

Vote For 1

| | TOTAL | VOTE % | ELECTIO N DAY | MAIL VOTE | PROVISI ONAL |
|---------------------|-------|---------|------------------|--------------|-----------------|
| LOU BARLETTA | 7 | 7.14% | 7 | 0 | 0 |
| DOUGLAS V MASTRIANO | 46 | 46.94% | 46 | 0 | 0 |
| NCHE ZAMA | 1 | 1.02% | 0 | 1 | 0 |
| DAVE WHITE | 12 | 12.24% | 12 | 0 | 0 |
| MELISSA HART | 10 | 10.20% | 8 | 2 | 0 |
| BILL MCSWAIN | 21 | 21.43% | 18 | 3 | 0 |
| CHARLIE GEROW | 0 | 0.00% | 0 | 0 | 0 |
| JOE GALE | 0 | 0.00% | 0 | 0 | 0 |
| JAKE CORMAN | 1 | 1.02% | 1 | 0 | 0 |
| Write-In Totals | 0 | 0.00% | 0 | 0 | 0 |
| Total Votes Cast | 98 | 100.00% | 92 | 6 | 0 |
| Overvotes | 0 | | 0 | 0 | 0 |
| Undervotes | 0 | | 0 | 0 | 0 |

Shenango Twp 3

REP LIEUTENANT GOVERNOR

Vote For 1

| | TOTAL | VOTE % | ELECTIO N DAY | MAIL VOTE | PROVISI ONAL |
|-----------------------|-------|---------|------------------|--------------|-----------------|
| CLARICE SCHILLINGER | 3 | 3.09% | 3 | 0 | 0 |
| JAMES EARL JONES | 3 | 3.09% | 3 | 0 | 0 |
| RICK SACCONI | 14 | 14.43% | 14 | 0 | 0 |
| JOHN BROWN | 1 | 1.03% | 1 | 0 | 0 |
| CHRIS FRYE | 49 | 50.52% | 46 | 3 | 0 |
| JEFF COLEMAN | 0 | 0.00% | 0 | 0 | 0 |
| RUSS DIAMOND | 4 | 4.12% | 4 | 0 | 0 |
| CARRIE LEWIS DELROSSO | 18 | 18.56% | 15 | 3 | 0 |
| TEDDY DANIELS | 5 | 5.15% | 5 | 0 | 0 |
| Write-In Totals | 0 | 0.00% | 0 | 0 | 0 |
| Total Votes Cast | 97 | 100.00% | 91 | 6 | 0 |
| Overvotes | 0 | | 0 | 0 | 0 |
| Undervotes | 1 | | 1 | 0 | 0 |

REP REPRESENTATIVE IN CONGRESS 16TH DISTRICT

Vote For 1

| | TOTAL | VOTE % | ELECTIO N DAY | MAIL VOTE | PROVISI ONAL |
|------------------|-------|---------|------------------|--------------|-----------------|
| MIKE KELLY | 89 | 100.00% | 83 | 6 | 0 |
| Write-In Totals | 0 | 0.00% | 0 | 0 | 0 |
| Total Votes Cast | 89 | 100.00% | 83 | 6 | 0 |
| Overvotes | 0 | | 0 | 0 | 0 |
| Undervotes | 9 | | 9 | 0 | 0 |

REP SENATOR IN THE GENERAL ASSEMBLY 50TH DISTRICT

Vote For 1

| | TOTAL | VOTE % | ELECTIO N DAY | MAIL VOTE | PROVISI ONAL |
|------------------|-------|---------|------------------|--------------|-----------------|
| MICHELE BROOKS | 85 | 98.84% | 80 | 5 | 0 |
| Write-In Totals | 1 | 1.16% | 0 | 1 | 0 |
| Total Votes Cast | 86 | 100.00% | 80 | 6 | 0 |
| Overvotes | 0 | | 0 | 0 | 0 |
| Undervotes | 12 | | 12 | 0 | 0 |

REP REPRESENTATIVE IN THE GENERAL ASSEMBLY 9TH DISTRICT

Vote For 1

| | TOTAL | VOTE % | ELECTIO N DAY | MAIL VOTE | PROVISI ONAL |
|-------------------|-------|---------|------------------|--------------|-----------------|
| DARRYL AUDIA | 19 | 19.59% | 17 | 2 | 0 |
| NICK KERIN | 40 | 41.24% | 38 | 2 | 0 |
| MARLA GALLO BROWN | 38 | 39.18% | 37 | 1 | 0 |
| Write-In Totals | 0 | 0.00% | 0 | 0 | 0 |
| Total Votes Cast | 97 | 100.00% | 92 | 5 | 0 |
| Overvotes | 0 | | 0 | 0 | 0 |
| Undervotes | 1 | | 0 | 1 | 0 |

Shenango Twp 3

REP MEMBER OF REPUBLICAN STATE COMMITTEE

Vote For 2

| | TOTAL | VOTE % | ELECTIO N DAY | MAIL VOTE | PROVISI ONAL |
|------------------|-------|---------|------------------|--------------|-----------------|
| SHERRY J PATTON | 42 | 26.58% | 39 | 3 | 0 |
| JEANIE STEELE | 37 | 23.42% | 35 | 2 | 0 |
| DALE TURNER | 78 | 49.37% | 73 | 5 | 0 |
| Write-In Totals | 1 | 0.63% | 1 | 0 | 0 |
| Total Votes Cast | 158 | 100.00% | 148 | 10 | 0 |
| Overvotes | 0 | | 0 | 0 | 0 |
| Undervotes | 38 | | 36 | 2 | 0 |

Shenango Twp 4

Statistics

| | TOTAL | ELECTIO N DAY | MAIL VOTE | PROVISI ONAL |
|---------------------------------|--------|------------------|--------------|-----------------|
| Registered Voters - Total | 617 | | | |
| Registered Voters - DEMOCRATIC | 198 | | | |
| Registered Voters - REPUBLICAN | 342 | | | |
| Registered Voters - NONPARTISAN | 77 | | | |
| Ballots Cast - Total | 246 | 209 | 36 | 1 |
| Ballots Cast - DEMOCRATIC | 86 | 61 | 25 | 0 |
| Ballots Cast - REPUBLICAN | 160 | 148 | 11 | 1 |
| Ballots Cast - NONPARTISAN | 0 | 0 | 0 | 0 |
| Ballots Cast - Blank | 0 | 0 | 0 | 0 |
| Voter Turnout - Total | 39.87% | | | |
| Voter Turnout - DEMOCRATIC | 43.43% | | | |
| Voter Turnout - REPUBLICAN | 46.78% | | | |
| Voter Turnout - NONPARTISAN | 0.00% | | | |

DEM UNITED STATES SENATOR

Vote For 1

| | TOTAL | VOTE % | ELECTIO N DAY | MAIL VOTE | PROVISI ONAL |
|------------------|-------|---------|------------------|--------------|-----------------|
| ALEX KHALIL | 1 | 1.20% | 1 | 0 | 0 |
| CONOR LAMB | 27 | 32.53% | 17 | 10 | 0 |
| MALCOLM KENYATTA | 2 | 2.41% | 1 | 1 | 0 |
| JOHN FETTERMAN | 52 | 62.65% | 38 | 14 | 0 |
| Write-In Totals | 1 | 1.20% | 1 | 0 | 0 |
| Total Votes Cast | 83 | 100.00% | 58 | 25 | 0 |
| Overvotes | 0 | | 0 | 0 | 0 |
| Undervotes | 3 | | 3 | 0 | 0 |

DEM GOVERNOR

Vote For 1

| | TOTAL | VOTE % | ELECTIO N DAY | MAIL VOTE | PROVISI ONAL |
|------------------|-------|---------|------------------|--------------|-----------------|
| JOSH SHAPIRO | 79 | 96.34% | 55 | 24 | 0 |
| Write-In Totals | 3 | 3.66% | 2 | 1 | 0 |
| Total Votes Cast | 82 | 100.00% | 57 | 25 | 0 |
| Overvotes | 0 | | 0 | 0 | 0 |
| Undervotes | 4 | | 4 | 0 | 0 |

DEM LIEUTENANT GOVERNOR

Vote For 1

| | TOTAL | VOTE % | ELECTIO N DAY | MAIL VOTE | PROVISI ONAL |
|------------------|-------|---------|------------------|--------------|-----------------|
| AUSTIN DAVIS | 57 | 69.51% | 40 | 17 | 0 |
| RAY SOSA | 6 | 7.32% | 5 | 1 | 0 |
| BRIAN SIMS | 17 | 20.73% | 10 | 7 | 0 |
| Write-In Totals | 2 | 2.44% | 2 | 0 | 0 |
| Total Votes Cast | 82 | 100.00% | 57 | 25 | 0 |
| Overvotes | 0 | | 0 | 0 | 0 |
| Undervotes | 4 | | 4 | 0 | 0 |

Shenango Twp 4

DEM REPRESENTATIVE IN CONGRESS 16TH DISTRICT

Vote For 1

| | TOTAL | VOTE % | ELECTIO N DAY | MAIL VOTE | PROVISI ONAL |
|------------------|-------|---------|------------------|--------------|-----------------|
| DAN PASTORE | 19 | 23.17% | 10 | 9 | 0 |
| RICK TELESZ | 62 | 75.61% | 46 | 16 | 0 |
| Write-In Totals | 1 | 1.22% | 1 | 0 | 0 |
| Total Votes Cast | 82 | 100.00% | 57 | 25 | 0 |
| Overvotes | 0 | | 0 | 0 | 0 |
| Undervotes | 4 | | 4 | 0 | 0 |

DEM SENATOR IN THE GENERAL ASSEMBLY 50TH DISTRICT

Vote For 1

| | TOTAL | VOTE % | ELECTIO N DAY | MAIL VOTE | PROVISI ONAL |
|------------------|-------|---------|------------------|--------------|-----------------|
| RIANNA CZECH | 74 | 97.37% | 51 | 23 | 0 |
| Write-In Totals | 2 | 2.63% | 2 | 0 | 0 |
| Total Votes Cast | 76 | 100.00% | 53 | 23 | 0 |
| Overvotes | 0 | | 0 | 0 | 0 |
| Undervotes | 10 | | 8 | 2 | 0 |

DEM REPRESENTATIVE IN THE GENERAL ASSEMBLY 9TH DISTRICT

Vote For 1

| | TOTAL | VOTE % | ELECTIO N DAY | MAIL VOTE | PROVISI ONAL |
|------------------|-------|---------|------------------|--------------|-----------------|
| CHRIS SAINATO | 81 | 97.59% | 57 | 24 | 0 |
| Write-In Totals | 2 | 2.41% | 2 | 0 | 0 |
| Total Votes Cast | 83 | 100.00% | 59 | 24 | 0 |
| Overvotes | 0 | | 0 | 0 | 0 |
| Undervotes | 3 | | 2 | 1 | 0 |

DEM MEMBER OF DEMOCRATIC STATE COMMITTEE

Vote For 2

| | TOTAL | VOTE % | ELECTIO N DAY | MAIL VOTE | PROVISI ONAL |
|-------------------|-------|---------|------------------|--------------|-----------------|
| MIRA LOU THOMPSON | 76 | 93.83% | 52 | 24 | 0 |
| Write-In Totals | 5 | 6.17% | 3 | 2 | 0 |
| Total Votes Cast | 81 | 100.00% | 55 | 26 | 0 |
| Overvotes | 0 | | 0 | 0 | 0 |
| Undervotes | 91 | | 67 | 24 | 0 |

DEM MEMBER OF DEMOCRATIC COUNTY COMMITTEE - MALE Shenango Twp 4

Vote For 1

| | TOTAL | VOTE % | ELECTIO N DAY | MAIL VOTE | PROVISI ONAL |
|------------------|-------|---------|------------------|--------------|-----------------|
| Write-In Totals | 11 | 100.00% | 7 | 4 | 0 |
| Total Votes Cast | 11 | 100.00% | 7 | 4 | 0 |
| Overvotes | 0 | | 0 | 0 | 0 |
| Undervotes | 75 | | 54 | 21 | 0 |

Shenango Twp 4

DEM MEMBER OF DEMOCRATIC COUNTY COMMITTEE - FEMALE Shenango Twp 4

Vote For 1

| | TOTAL | VOTE % | ELECTIO N DAY | MAIL VOTE | PROVISI ONAL |
|------------------|-------|---------|------------------|--------------|-----------------|
| Write-In Totals | 10 | 100.00% | 5 | 5 | 0 |
| Total Votes Cast | 10 | 100.00% | 5 | 5 | 0 |
| Overvotes | 0 | | 0 | 0 | 0 |
| Undervotes | 76 | | 56 | 20 | 0 |

REP UNITED STATES SENATOR

Vote For 1

| | TOTAL | VOTE % | ELECTIO N DAY | MAIL VOTE | PROVISI ONAL |
|------------------|-------|---------|------------------|--------------|-----------------|
| KATHY BARNETTE | 35 | 22.01% | 32 | 3 | 0 |
| MEHMET OZ | 53 | 33.33% | 52 | 1 | 0 |
| GEORGE BOCHETTO | 1 | 0.63% | 1 | 0 | 0 |
| JEFF BARTOS | 4 | 2.52% | 3 | 1 | 0 |
| DAVE MCCORMICK | 56 | 35.22% | 49 | 6 | 1 |
| SEAN GALE | 1 | 0.63% | 1 | 0 | 0 |
| CARLA SANDS | 9 | 5.66% | 9 | 0 | 0 |
| Write-In Totals | 0 | 0.00% | 0 | 0 | 0 |
| Total Votes Cast | 159 | 100.00% | 147 | 11 | 1 |
| Overvotes | 0 | | 0 | 0 | 0 |
| Undervotes | 1 | | 1 | 0 | 0 |

REP GOVERNOR

Vote For 1

| | TOTAL | VOTE % | ELECTIO N DAY | MAIL VOTE | PROVISI ONAL |
|---------------------|-------|---------|------------------|--------------|-----------------|
| LOU BARLETTA | 7 | 4.43% | 7 | 0 | 0 |
| DOUGLAS V MASTRIANO | 83 | 52.53% | 81 | 2 | 0 |
| NCHE ZAMA | 0 | 0.00% | 0 | 0 | 0 |
| DAVE WHITE | 10 | 6.33% | 8 | 2 | 0 |
| MELISSA HART | 20 | 12.66% | 15 | 5 | 0 |
| BILL MCSWAIN | 31 | 19.62% | 30 | 0 | 1 |
| CHARLIE GEROW | 2 | 1.27% | 0 | 2 | 0 |
| JOE GALE | 0 | 0.00% | 0 | 0 | 0 |
| JAKE CORMAN | 4 | 2.53% | 4 | 0 | 0 |
| Write-In Totals | 1 | 0.63% | 1 | 0 | 0 |
| Total Votes Cast | 158 | 100.00% | 146 | 11 | 1 |
| Overvotes | 0 | | 0 | 0 | 0 |
| Undervotes | 2 | | 2 | 0 | 0 |

Shenango Twp 4

REP LIEUTENANT GOVERNOR

Vote For 1

| | TOTAL | VOTE % | ELECTIO N DAY | MAIL VOTE | PROVISI ONAL |
|-----------------------|-------|---------|------------------|--------------|-----------------|
| CLARICE SCHILLINGER | 1 | 0.65% | 1 | 0 | 0 |
| JAMES EARL JONES | 3 | 1.94% | 3 | 0 | 0 |
| RICK SACCONI | 22 | 14.19% | 20 | 1 | 1 |
| JOHN BROWN | 0 | 0.00% | 0 | 0 | 0 |
| CHRIS FRYE | 87 | 56.13% | 78 | 9 | 0 |
| JEFF COLEMAN | 3 | 1.94% | 3 | 0 | 0 |
| RUSS DIAMOND | 1 | 0.65% | 1 | 0 | 0 |
| CARRIE LEWIS DELROSSO | 32 | 20.65% | 31 | 1 | 0 |
| TEDDY DANIELS | 6 | 3.87% | 6 | 0 | 0 |
| Write-In Totals | 0 | 0.00% | 0 | 0 | 0 |
| Total Votes Cast | 155 | 100.00% | 143 | 11 | 1 |
| Overvotes | 0 | | 0 | 0 | 0 |
| Undervotes | 5 | | 5 | 0 | 0 |

REP REPRESENTATIVE IN CONGRESS 16TH DISTRICT

Vote For 1

| | TOTAL | VOTE % | ELECTIO N DAY | MAIL VOTE | PROVISI ONAL |
|------------------|-------|---------|------------------|--------------|-----------------|
| MIKE KELLY | 149 | 99.33% | 139 | 9 | 1 |
| Write-In Totals | 1 | 0.67% | 1 | 0 | 0 |
| Total Votes Cast | 150 | 100.00% | 140 | 9 | 1 |
| Overvotes | 0 | | 0 | 0 | 0 |
| Undervotes | 10 | | 8 | 2 | 0 |

REP SENATOR IN THE GENERAL ASSEMBLY 50TH DISTRICT

Vote For 1

| | TOTAL | VOTE % | ELECTIO N DAY | MAIL VOTE | PROVISI ONAL |
|------------------|-------|---------|------------------|--------------|-----------------|
| MICHELE BROOKS | 134 | 100.00% | 125 | 8 | 1 |
| Write-In Totals | 0 | 0.00% | 0 | 0 | 0 |
| Total Votes Cast | 134 | 100.00% | 125 | 8 | 1 |
| Overvotes | 0 | | 0 | 0 | 0 |
| Undervotes | 26 | | 23 | 3 | 0 |

REP REPRESENTATIVE IN THE GENERAL ASSEMBLY 9TH DISTRICT






Vote For 1

| | TOTAL | VOTE % | ELECTIO N DAY | MAIL VOTE | PROVISI ONAL |
|-------------------|-------|---------|------------------|--------------|-----------------|
| DARRYL AUDIA | 35 | 22.73% | 31 | 4 | 0 |
| NICK KERIN | 54 | 35.06% | 50 | 4 | 0 |
| MARLA GALLO BROWN | 63 | 40.91% | 60 | 2 | 1 |
| Write-In Totals | 2 | 1.30% | 1 | 1 | 0 |
| Total Votes Cast | 154 | 100.00% | 142 | 11 | 1 |
| Overvotes | 0 | | 0 | 0 | 0 |
| Undervotes | 6 | | 6 | 0 | 0 |

Shenango Twp 4

REP MEMBER OF REPUBLICAN STATE COMMITTEE

Vote For 2

| | TOTAL | VOTE % | ELECTIO N DAY | MAIL VOTE | PROVISI ONAL |
|------------------|-------|---|------------------|--------------|-----------------|
| SHERRY J PATTON | 38 | 16.10%  | 37 | 1 | 0 |
| JEANIE STEELE | 82 | 34.75%  | 73 | 8 | 1 |
| DALE TURNER | 116 | 49.15%  | 109 | 6 | 1 |
| Write-In Totals | 0 | 0.00%  | 0 | 0 | 0 |
| Total Votes Cast | 236 | 100.00%  | 219 | 15 | 2 |
| Overvotes | 0 | | 0 | 0 | 0 |
| Undervotes | 84 | | 77 | 7 | 0 |

Shenango Twp 5

Statistics

| | TOTAL | ELECTIO N DAY | MAIL VOTE | PROVISI ONAL |
|---------------------------------|--------|------------------|--------------|-----------------|
| Registered Voters - Total | 966 | | | |
| Registered Voters - DEMOCRATIC | 376 | | | |
| Registered Voters - REPUBLICAN | 502 | | | |
| Registered Voters - NONPARTISAN | 88 | | | |
| Ballots Cast - Total | 389 | 293 | 93 | 3 |
| Ballots Cast - DEMOCRATIC | 168 | 94 | 74 | 0 |
| Ballots Cast - REPUBLICAN | 221 | 199 | 19 | 3 |
| Ballots Cast - NONPARTISAN | 0 | 0 | 0 | 0 |
| Ballots Cast - Blank | 1 | 1 | 0 | 0 |
| Voter Turnout - Total | 40.27% | | | |
| Voter Turnout - DEMOCRATIC | 44.68% | | | |
| Voter Turnout - REPUBLICAN | 44.02% | | | |
| Voter Turnout - NONPARTISAN | 0.00% | | | |

DEM UNITED STATES SENATOR

Vote For 1

| | TOTAL | VOTE % | ELECTIO N DAY | MAIL VOTE | PROVISI ONAL |
|------------------|-------|---------|------------------|--------------|-----------------|
| ALEX KHALIL | 3 | 1.81% | 3 | 0 | 0 |
| CONOR LAMB | 68 | 40.96% | 41 | 27 | 0 |
| MALCOLM KENYATTA | 3 | 1.81% | 3 | 0 | 0 |
| JOHN FETTERMAN | 86 | 51.81% | 40 | 46 | 0 |
| Write-In Totals | 6 | 3.61% | 6 | 0 | 0 |
| Total Votes Cast | 166 | 100.00% | 93 | 73 | 0 |
| Overvotes | 0 | | 0 | 0 | 0 |
| Undervotes | 2 | | 1 | 1 | 0 |

DEM GOVERNOR

Vote For 1

| | TOTAL | VOTE % | ELECTIO N DAY | MAIL VOTE | PROVISI ONAL |
|------------------|-------|---------|------------------|--------------|-----------------|
| JOSH SHAPIRO | 152 | 95.60% | 80 | 72 | 0 |
| Write-In Totals | 7 | 4.40% | 7 | 0 | 0 |
| Total Votes Cast | 159 | 100.00% | 87 | 72 | 0 |
| Overvotes | 0 | | 0 | 0 | 0 |
| Undervotes | 9 | | 7 | 2 | 0 |

DEM LIEUTENANT GOVERNOR

Vote For 1

| | TOTAL | VOTE % | ELECTIO N DAY | MAIL VOTE | PROVISI ONAL |
|------------------|-------|---------|------------------|--------------|-----------------|
| AUSTIN DAVIS | 121 | 78.57% | 62 | 59 | 0 |
| RAY SOSA | 10 | 6.49% | 7 | 3 | 0 |
| BRIAN SIMS | 16 | 10.39% | 11 | 5 | 0 |
| Write-In Totals | 7 | 4.55% | 7 | 0 | 0 |
| Total Votes Cast | 154 | 100.00% | 87 | 67 | 0 |
| Overvotes | 0 | | 0 | 0 | 0 |
| Undervotes | 14 | | 7 | 7 | 0 |

Shenango Twp 5

DEM REPRESENTATIVE IN CONGRESS 16TH DISTRICT

Vote For 1

| | TOTAL | VOTE % | ELECTIO N DAY | MAIL VOTE | PROVISI ONAL |
|------------------|-------|---------|------------------|--------------|-----------------|
| DAN PASTORE | 13 | 7.98% | 8 | 5 | 0 |
| RICK TELESZ | 143 | 87.73% | 78 | 65 | 0 |
| Write-In Totals | 7 | 4.29% | 6 | 1 | 0 |
| Total Votes Cast | 163 | 100.00% | 92 | 71 | 0 |
| Overvotes | 0 | | 0 | 0 | 0 |
| Undervotes | 5 | | 2 | 3 | 0 |

DEM SENATOR IN THE GENERAL ASSEMBLY 50TH DISTRICT

Vote For 1

| | TOTAL | VOTE % | ELECTIO N DAY | MAIL VOTE | PROVISI ONAL |
|------------------|-------|---------|------------------|--------------|-----------------|
| RIANNA CZECH | 132 | 96.35% | 73 | 59 | 0 |
| Write-In Totals | 5 | 3.65% | 4 | 1 | 0 |
| Total Votes Cast | 137 | 100.00% | 77 | 60 | 0 |
| Overvotes | 0 | | 0 | 0 | 0 |
| Undervotes | 31 | | 17 | 14 | 0 |

DEM REPRESENTATIVE IN THE GENERAL ASSEMBLY 9TH DISTRICT

Vote For 1

| | TOTAL | VOTE % | ELECTIO N DAY | MAIL VOTE | PROVISI ONAL |
|------------------|-------|---------|------------------|--------------|-----------------|
| CHRIS SAINATO | 150 | 96.77% | 81 | 69 | 0 |
| Write-In Totals | 5 | 3.23% | 4 | 1 | 0 |
| Total Votes Cast | 155 | 100.00% | 85 | 70 | 0 |
| Overvotes | 0 | | 0 | 0 | 0 |
| Undervotes | 13 | | 9 | 4 | 0 |

DEM MEMBER OF DEMOCRATIC STATE COMMITTEE

Vote For 2

| | TOTAL | VOTE % | ELECTIO N DAY | MAIL VOTE | PROVISI ONAL |
|-------------------|-------|---------|------------------|--------------|-----------------|
| MIRA LOU THOMPSON | 138 | 93.24% | 76 | 62 | 0 |
| Write-In Totals | 10 | 6.76% | 7 | 3 | 0 |
| Total Votes Cast | 148 | 100.00% | 83 | 65 | 0 |
| Overvotes | 0 | | 0 | 0 | 0 |
| Undervotes | 188 | | 105 | 83 | 0 |

DEM MEMBER OF DEMOCRATIC COUNTY COMMITTEE - MALE Shenango Twp 5

Vote For 1

| | TOTAL | VOTE % | ELECTIO N DAY | MAIL VOTE | PROVISI ONAL |
|------------------|-------|---------|------------------|--------------|-----------------|
| TIMOTHY P BUCK | 143 | 98.62% | 76 | 67 | 0 |
| Write-In Totals | 2 | 1.38% | 2 | 0 | 0 |
| Total Votes Cast | 145 | 100.00% | 78 | 67 | 0 |
| Overvotes | 0 | | 0 | 0 | 0 |
| Undervotes | 23 | | 16 | 7 | 0 |

Shenango Twp 5

DEM MEMBER OF DEMOCRATIC COUNTY COMMITTEE - FEMALE Shenango Twp 5

Vote For 1

| | TOTAL | VOTE % | ELECTIO N DAY | MAIL VOTE | PROVISI ONAL |
|-------------------|-------|---------|------------------|--------------|-----------------|
| JULIANN G MANGINO | 141 | 100.00% | 77 | 64 | 0 |
| Write-In Totals | 0 | 0.00% | 0 | 0 | 0 |
| Total Votes Cast | 141 | 100.00% | 77 | 64 | 0 |
| Overvotes | 0 | | 0 | 0 | 0 |
| Undervotes | 27 | | 17 | 10 | 0 |

REP UNITED STATES SENATOR

Vote For 1

| | TOTAL | VOTE % | ELECTIO N DAY | MAIL VOTE | PROVISI ONAL |
|------------------|-------|---------|------------------|--------------|-----------------|
| KATHY BARNETTE | 51 | 23.39% | 48 | 2 | 1 |
| MEHMET OZ | 58 | 26.61% | 52 | 4 | 2 |
| GEORGE BOCHETTO | 0 | 0.00% | 0 | 0 | 0 |
| JEFF BARTOS | 7 | 3.21% | 6 | 1 | 0 |
| DAVE MCCORMICK | 80 | 36.70% | 72 | 8 | 0 |
| SEAN GALE | 1 | 0.46% | 1 | 0 | 0 |
| CARLA SANDS | 20 | 9.17% | 16 | 4 | 0 |
| Write-In Totals | 1 | 0.46% | 1 | 0 | 0 |
| Total Votes Cast | 218 | 100.00% | 196 | 19 | 3 |
| Overvotes | 0 | | 0 | 0 | 0 |
| Undervotes | 3 | | 3 | 0 | 0 |

REP GOVERNOR

Vote For 1

| | TOTAL | VOTE % | ELECTIO N DAY | MAIL VOTE | PROVISI ONAL |
|---------------------|-------|---------|------------------|--------------|-----------------|
| LOU BARLETTA | 25 | 11.47% | 24 | 1 | 0 |
| DOUGLAS V MASTRIANO | 108 | 49.54% | 102 | 3 | 3 |
| NCHE ZAMA | 1 | 0.46% | 1 | 0 | 0 |
| DAVE WHITE | 24 | 11.01% | 16 | 8 | 0 |
| MELISSA HART | 19 | 8.72% | 15 | 4 | 0 |
| BILL MCSWAIN | 34 | 15.60% | 32 | 2 | 0 |
| CHARLIE GEROW | 3 | 1.38% | 3 | 0 | 0 |
| JOE GALE | 2 | 0.92% | 1 | 1 | 0 |
| JAKE CORMAN | 1 | 0.46% | 1 | 0 | 0 |
| Write-In Totals | 1 | 0.46% | 1 | 0 | 0 |
| Total Votes Cast | 218 | 100.00% | 196 | 19 | 3 |
| Overvotes | 0 | | 0 | 0 | 0 |
| Undervotes | 3 | | 3 | 0 | 0 |

Shenango Twp 5

REP LIEUTENANT GOVERNOR

Vote For 1

| | TOTAL | VOTE % | ELECTIO N DAY | MAIL VOTE | PROVISI ONAL |
|-----------------------|-------|---------|------------------|--------------|-----------------|
| CLARICE SCHILLINGER | 5 | 2.40% | 4 | 1 | 0 |
| JAMES EARL JONES | 5 | 2.40% | 5 | 0 | 0 |
| RICK SACCONI | 20 | 9.62% | 19 | 1 | 0 |
| JOHN BROWN | 4 | 1.92% | 4 | 0 | 0 |
| CHRIS FRYE | 102 | 49.04% | 91 | 8 | 3 |
| JEFF COLEMAN | 3 | 1.44% | 2 | 1 | 0 |
| RUSS DIAMOND | 6 | 2.88% | 6 | 0 | 0 |
| CARRIE LEWIS DELROSSO | 46 | 22.12% | 38 | 8 | 0 |
| TEDDY DANIELS | 16 | 7.69% | 16 | 0 | 0 |
| Write-In Totals | 1 | 0.48% | 1 | 0 | 0 |
| Total Votes Cast | 208 | 100.00% | 186 | 19 | 3 |
| Overvotes | 1 | | 1 | 0 | 0 |
| Undervotes | 12 | | 12 | 0 | 0 |

REP REPRESENTATIVE IN CONGRESS 16TH DISTRICT

Vote For 1

| | TOTAL | VOTE % | ELECTIO N DAY | MAIL VOTE | PROVISI ONAL |
|------------------|-------|---------|------------------|--------------|-----------------|
| MIKE KELLY | 197 | 99.49% | 178 | 16 | 3 |
| Write-In Totals | 1 | 0.51% | 1 | 0 | 0 |
| Total Votes Cast | 198 | 100.00% | 179 | 16 | 3 |
| Overvotes | 0 | | 0 | 0 | 0 |
| Undervotes | 23 | | 20 | 3 | 0 |

REP SENATOR IN THE GENERAL ASSEMBLY 50TH DISTRICT

Vote For 1

| | TOTAL | VOTE % | ELECTIO N DAY | MAIL VOTE | PROVISI ONAL |
|------------------|-------|---------|------------------|--------------|-----------------|
| MICHELE BROOKS | 186 | 97.89% | 167 | 17 | 2 |
| Write-In Totals | 4 | 2.11% | 4 | 0 | 0 |
| Total Votes Cast | 190 | 100.00% | 171 | 17 | 2 |
| Overvotes | 0 | | 0 | 0 | 0 |
| Undervotes | 31 | | 28 | 2 | 1 |

REP REPRESENTATIVE IN THE GENERAL ASSEMBLY 9TH DISTRICT

Vote For 1

| | TOTAL | VOTE % | ELECTIO N DAY | MAIL VOTE | PROVISI ONAL |
|-------------------|-------|---------|------------------|--------------|-----------------|
| DARRYL AUDIA | 55 | 26.19% | 48 | 5 | 2 |
| NICK KERIN | 58 | 27.62% | 56 | 2 | 0 |
| MARLA GALLO BROWN | 96 | 45.71% | 85 | 11 | 0 |
| Write-In Totals | 1 | 0.48% | 1 | 0 | 0 |
| Total Votes Cast | 210 | 100.00% | 190 | 18 | 2 |
| Overvotes | 0 | | 0 | 0 | 0 |
| Undervotes | 11 | | 9 | 1 | 1 |

Shenango Twp 5

REP MEMBER OF REPUBLICAN STATE COMMITTEE

Vote For 2

| | TOTAL | VOTE % | ELECTIO N DAY | MAIL VOTE | PROVISI ONAL |
|------------------|-------|---------|------------------|--------------|-----------------|
| SHERRY J PATTON | 55 | 16.62% | 52 | 2 | 1 |
| JEANIE STEELE | 118 | 35.65% | 104 | 14 | 0 |
| DALE TURNER | 158 | 47.73% | 141 | 14 | 3 |
| Write-In Totals | 0 | 0.00% | 0 | 0 | 0 |
| Total Votes Cast | 331 | 100.00% | 297 | 30 | 4 |
| Overvotes | 0 | | 0 | 0 | 0 |
| Undervotes | 111 | | 101 | 8 | 2 |

Shenango Twp 6

Statistics

| | TOTAL | ELECTIO N DAY | MAIL VOTE | PROVISI ONAL |
|---------------------------------|--------|------------------|--------------|-----------------|
| Registered Voters - Total | 887 | | | |
| Registered Voters - DEMOCRATIC | 350 | | | |
| Registered Voters - REPUBLICAN | 452 | | | |
| Registered Voters - NONPARTISAN | 85 | | | |
| Ballots Cast - Total | 314 | 228 | 86 | 0 |
| Ballots Cast - DEMOCRATIC | 132 | 72 | 60 | 0 |
| Ballots Cast - REPUBLICAN | 182 | 156 | 26 | 0 |
| Ballots Cast - NONPARTISAN | 0 | 0 | 0 | 0 |
| Ballots Cast - Blank | 0 | 0 | 0 | 0 |
| Voter Turnout - Total | 35.40% | | | |
| Voter Turnout - DEMOCRATIC | 37.71% | | | |
| Voter Turnout - REPUBLICAN | 40.27% | | | |
| Voter Turnout - NONPARTISAN | 0.00% | | | |

DEM UNITED STATES SENATOR

Vote For 1

| | TOTAL | VOTE % | ELECTIO N DAY | MAIL VOTE | PROVISI ONAL |
|------------------|-------|---------|------------------|--------------|-----------------|
| ALEX KHALIL | 1 | 0.78% | 1 | 0 | 0 |
| CONOR LAMB | 61 | 47.29% | 25 | 36 | 0 |
| MALCOLM KENYATTA | 4 | 3.10% | 3 | 1 | 0 |
| JOHN FETTERMAN | 60 | 46.51% | 39 | 21 | 0 |
| Write-In Totals | 3 | 2.33% | 3 | 0 | 0 |
| Total Votes Cast | 129 | 100.00% | 71 | 58 | 0 |
| Overvotes | 0 | | 0 | 0 | 0 |
| Undervotes | 3 | | 1 | 2 | 0 |

DEM GOVERNOR

Vote For 1

| | TOTAL | VOTE % | ELECTIO N DAY | MAIL VOTE | PROVISI ONAL |
|------------------|-------|---------|------------------|--------------|-----------------|
| JOSH SHAPIRO | 125 | 98.43% | 66 | 59 | 0 |
| Write-In Totals | 2 | 1.57% | 2 | 0 | 0 |
| Total Votes Cast | 127 | 100.00% | 68 | 59 | 0 |
| Overvotes | 0 | | 0 | 0 | 0 |
| Undervotes | 5 | | 4 | 1 | 0 |

DEM LIEUTENANT GOVERNOR

Vote For 1

| | TOTAL | VOTE % | ELECTIO N DAY | MAIL VOTE | PROVISI ONAL |
|------------------|-------|---------|------------------|--------------|-----------------|
| AUSTIN DAVIS | 105 | 84.68% | 54 | 51 | 0 |
| RAY SOSA | 9 | 7.26% | 8 | 1 | 0 |
| BRIAN SIMS | 9 | 7.26% | 3 | 6 | 0 |
| Write-In Totals | 1 | 0.81% | 1 | 0 | 0 |
| Total Votes Cast | 124 | 100.00% | 66 | 58 | 0 |
| Overvotes | 0 | | 0 | 0 | 0 |
| Undervotes | 8 | | 6 | 2 | 0 |

Shenango Twp 6

DEM REPRESENTATIVE IN CONGRESS 16TH DISTRICT

Vote For 1

| | TOTAL | VOTE % | ELECTIO N DAY | MAIL VOTE | PROVISI ONAL |
|------------------|-------|---------|------------------|--------------|-----------------|
| DAN PASTORE | 22 | 17.74% | 12 | 10 | 0 |
| RICK TELESZ | 102 | 82.26% | 55 | 47 | 0 |
| Write-In Totals | 0 | 0.00% | 0 | 0 | 0 |
| Total Votes Cast | 124 | 100.00% | 67 | 57 | 0 |
| Overvotes | 0 | | 0 | 0 | 0 |
| Undervotes | 8 | | 5 | 3 | 0 |

DEM SENATOR IN THE GENERAL ASSEMBLY 50TH DISTRICT

Vote For 1

| | TOTAL | VOTE % | ELECTIO N DAY | MAIL VOTE | PROVISI ONAL |
|------------------|-------|---------|------------------|--------------|-----------------|
| RIANNA CZECH | 104 | 100.00% | 56 | 48 | 0 |
| Write-In Totals | 0 | 0.00% | 0 | 0 | 0 |
| Total Votes Cast | 104 | 100.00% | 56 | 48 | 0 |
| Overvotes | 0 | | 0 | 0 | 0 |
| Undervotes | 28 | | 16 | 12 | 0 |

DEM REPRESENTATIVE IN THE GENERAL ASSEMBLY 9TH DISTRICT

Vote For 1

| | TOTAL | VOTE % | ELECTIO N DAY | MAIL VOTE | PROVISI ONAL |
|------------------|-------|---------|------------------|--------------|-----------------|
| CHRIS SAINATO | 118 | 96.72% | 61 | 57 | 0 |
| Write-In Totals | 4 | 3.28% | 3 | 1 | 0 |
| Total Votes Cast | 122 | 100.00% | 64 | 58 | 0 |
| Overvotes | 0 | | 0 | 0 | 0 |
| Undervotes | 10 | | 8 | 2 | 0 |

DEM MEMBER OF DEMOCRATIC STATE COMMITTEE

Vote For 2

| | TOTAL | VOTE % | ELECTIO N DAY | MAIL VOTE | PROVISI ONAL |
|-------------------|-------|---------|------------------|--------------|-----------------|
| MIRA LOU THOMPSON | 113 | 94.96% | 59 | 54 | 0 |
| Write-In Totals | 6 | 5.04% | 2 | 4 | 0 |
| Total Votes Cast | 119 | 100.00% | 61 | 58 | 0 |
| Overvotes | 0 | | 0 | 0 | 0 |
| Undervotes | 145 | | 83 | 62 | 0 |

DEM MEMBER OF DEMOCRATIC COUNTY COMMITTEE - MALE Shenango Twp 6

Vote For 1

| | TOTAL | VOTE % | ELECTIO N DAY | MAIL VOTE | PROVISI ONAL |
|------------------|-------|---------|------------------|--------------|-----------------|
| Write-In Totals | 11 | 100.00% | 3 | 8 | 0 |
| Total Votes Cast | 11 | 100.00% | 3 | 8 | 0 |
| Overvotes | 0 | | 0 | 0 | 0 |
| Undervotes | 121 | | 69 | 52 | 0 |

Shenango Twp 6

DEM MEMBER OF DEMOCRATIC COUNTY COMMITTEE - FEMALE Shenango Twp 6

Vote For 1

| | TOTAL | VOTE % | ELECTIO N DAY | MAIL VOTE | PROVISI ONAL |
|------------------|-------|---------|------------------|--------------|-----------------|
| Write-In Totals | 7 | 100.00% | 2 | 5 | 0 |
| Total Votes Cast | 7 | 100.00% | 2 | 5 | 0 |
| Overvotes | 0 | | 0 | 0 | 0 |
| Undervotes | 125 | | 70 | 55 | 0 |

REP UNITED STATES SENATOR

Vote For 1

| | TOTAL | VOTE % | ELECTIO N DAY | MAIL VOTE | PROVISI ONAL |
|------------------|-------|---------|------------------|--------------|-----------------|
| KATHY BARNETTE | 47 | 25.97% | 41 | 6 | 0 |
| MEHMET OZ | 58 | 32.04% | 49 | 9 | 0 |
| GEORGE BOCHETTO | 0 | 0.00% | 0 | 0 | 0 |
| JEFF BARTOS | 7 | 3.87% | 6 | 1 | 0 |
| DAVE MCCORMICK | 62 | 34.25% | 56 | 6 | 0 |
| SEAN GALE | 1 | 0.55% | 0 | 1 | 0 |
| CARLA SANDS | 5 | 2.76% | 3 | 2 | 0 |
| Write-In Totals | 1 | 0.55% | 0 | 1 | 0 |
| Total Votes Cast | 181 | 100.00% | 155 | 26 | 0 |
| Overvotes | 0 | | 0 | 0 | 0 |
| Undervotes | 2 | | 1 | 1 | 0 |

REP GOVERNOR

Vote For 1

| | TOTAL | VOTE % | ELECTIO N DAY | MAIL VOTE | PROVISI ONAL |
|---------------------|-------|---------|------------------|--------------|-----------------|
| LOU BARLETTA | 20 | 11.17% | 19 | 1 | 0 |
| DOUGLAS V MASTRIANO | 84 | 46.93% | 77 | 7 | 0 |
| NCHE ZAMA | 0 | 0.00% | 0 | 0 | 0 |
| DAVE WHITE | 7 | 3.91% | 4 | 3 | 0 |
| MELISSA HART | 16 | 8.94% | 13 | 3 | 0 |
| BILL MCSWAIN | 44 | 24.58% | 35 | 9 | 0 |
| CHARLIE GEROW | 1 | 0.56% | 1 | 0 | 0 |
| JOE GALE | 0 | 0.00% | 0 | 0 | 0 |
| JAKE CORMAN | 4 | 2.23% | 4 | 0 | 0 |
| Write-In Totals | 3 | 1.68% | 1 | 2 | 0 |
| Total Votes Cast | 179 | 100.00% | 154 | 25 | 0 |
| Overvotes | 0 | | 0 | 0 | 0 |
| Undervotes | 3 | | 2 | 1 | 0 |

Shenango Twp 6

REP LIEUTENANT GOVERNOR

Vote For 1

| | TOTAL | VOTE % | ELECTIO N DAY | MAIL VOTE | PROVISI ONAL |
|-----------------------|-------|---------|------------------|--------------|-----------------|
| CLARICE SCHILLINGER | 6 | 3.41% | 5 | 1 | 0 |
| JAMES EARL JONES | 2 | 1.14% | 2 | 0 | 0 |
| RICK SACCONI | 16 | 9.09% | 14 | 2 | 0 |
| JOHN BROWN | 1 | 0.57% | 1 | 0 | 0 |
| CHRIS FRYE | 98 | 55.68% | 81 | 17 | 0 |
| JEFF COLEMAN | 2 | 1.14% | 2 | 0 | 0 |
| RUSS DIAMOND | 0 | 0.00% | 0 | 0 | 0 |
| CARRIE LEWIS DELROSSO | 41 | 23.30% | 37 | 4 | 0 |
| TEDDY DANIELS | 10 | 5.68% | 10 | 0 | 0 |
| Write-In Totals | 0 | 0.00% | 0 | 0 | 0 |
| Total Votes Cast | 176 | 100.00% | 152 | 24 | 0 |
| Overvotes | 0 | | 0 | 0 | 0 |
| Undervotes | 6 | | 4 | 2 | 0 |

REP REPRESENTATIVE IN CONGRESS 16TH DISTRICT

Vote For 1

| | TOTAL | VOTE % | ELECTIO N DAY | MAIL VOTE | PROVISI ONAL |
|------------------|-------|---------|------------------|--------------|-----------------|
| MIKE KELLY | 162 | 97.01% | 142 | 20 | 0 |
| Write-In Totals | 5 | 2.99% | 3 | 2 | 0 |
| Total Votes Cast | 167 | 100.00% | 145 | 22 | 0 |
| Overvotes | 0 | | 0 | 0 | 0 |
| Undervotes | 15 | | 11 | 4 | 0 |

REP SENATOR IN THE GENERAL ASSEMBLY 50TH DISTRICT

Vote For 1

| | TOTAL | VOTE % | ELECTIO N DAY | MAIL VOTE | PROVISI ONAL |
|------------------|-------|---------|------------------|--------------|-----------------|
| MICHELE BROOKS | 153 | 98.71% | 133 | 20 | 0 |
| Write-In Totals | 2 | 1.29% | 0 | 2 | 0 |
| Total Votes Cast | 155 | 100.00% | 133 | 22 | 0 |
| Overvotes | 0 | | 0 | 0 | 0 |
| Undervotes | 27 | | 23 | 4 | 0 |

REP REPRESENTATIVE IN THE GENERAL ASSEMBLY 9TH DISTRICT

Vote For 1

| | TOTAL | VOTE % | ELECTIO N DAY | MAIL VOTE | PROVISI ONAL |
|-------------------|-------|---------|------------------|--------------|-----------------|
| DARRYL AUDIA | 45 | 25.71% | 39 | 6 | 0 |
| NICK KERIN | 53 | 30.29% | 49 | 4 | 0 |
| MARLA GALLO BROWN | 76 | 43.43% | 63 | 13 | 0 |
| Write-In Totals | 1 | 0.57% | 0 | 1 | 0 |
| Total Votes Cast | 175 | 100.00% | 151 | 24 | 0 |
| Overvotes | 0 | | 0 | 0 | 0 |
| Undervotes | 7 | | 5 | 2 | 0 |

Shenango Twp 6

REP MEMBER OF REPUBLICAN STATE COMMITTEE

Vote For 2

| | TOTAL | VOTE % | ELECTIO N DAY | MAIL VOTE | PROVISI ONAL |
|------------------|-------|---------|------------------|--------------|-----------------|
| SHERRY J PATTON | 70 | 24.65% | 58 | 12 | 0 |
| JEANIE STEELE | 80 | 28.17% | 70 | 10 | 0 |
| DALE TURNER | 132 | 46.48% | 113 | 19 | 0 |
| Write-In Totals | 2 | 0.70% | 2 | 0 | 0 |
| Total Votes Cast | 284 | 100.00% | 243 | 41 | 0 |
| Overvotes | 0 | | 0 | 0 | 0 |
| Undervotes | 80 | | 69 | 11 | 0 |

Slippery Rock Twp 1

Statistics

| | TOTAL | ELECTIO N DAY | MAIL VOTE | PROVISI ONAL |
|---------------------------------|--------|------------------|--------------|-----------------|
| Registered Voters - Total | 1,036 | | | |
| Registered Voters - DEMOCRATIC | 245 | | | |
| Registered Voters - REPUBLICAN | 680 | | | |
| Registered Voters - NONPARTISAN | 111 | | | |
| Ballots Cast - Total | 419 | 351 | 68 | 0 |
| Ballots Cast - DEMOCRATIC | 93 | 55 | 38 | 0 |
| Ballots Cast - REPUBLICAN | 326 | 296 | 30 | 0 |
| Ballots Cast - NONPARTISAN | 0 | 0 | 0 | 0 |
| Ballots Cast - Blank | 0 | 0 | 0 | 0 |
| Voter Turnout - Total | 40.44% | | | |
| Voter Turnout - DEMOCRATIC | 37.96% | | | |
| Voter Turnout - REPUBLICAN | 47.94% | | | |
| Voter Turnout - NONPARTISAN | 0.00% | | | |

DEM UNITED STATES SENATOR

Vote For 1

| | TOTAL | VOTE % | ELECTIO N DAY | MAIL VOTE | PROVISI ONAL |
|------------------|-------|---------|------------------|--------------|-----------------|
| ALEX KHALIL | 3 | 3.26% | 2 | 1 | 0 |
| CONOR LAMB | 29 | 31.52% | 15 | 14 | 0 |
| MALCOLM KENYATTA | 1 | 1.09% | 1 | 0 | 0 |
| JOHN FETTERMAN | 55 | 59.78% | 33 | 22 | 0 |
| Write-In Totals | 4 | 4.35% | 4 | 0 | 0 |
| Total Votes Cast | 92 | 100.00% | 55 | 37 | 0 |
| Overvotes | 0 | | 0 | 0 | 0 |
| Undervotes | 1 | | 0 | 1 | 0 |

DEM GOVERNOR

Vote For 1

| | TOTAL | VOTE % | ELECTIO N DAY | MAIL VOTE | PROVISI ONAL |
|------------------|-------|---------|------------------|--------------|-----------------|
| JOSH SHAPIRO | 85 | 95.51% | 48 | 37 | 0 |
| Write-In Totals | 4 | 4.49% | 4 | 0 | 0 |
| Total Votes Cast | 89 | 100.00% | 52 | 37 | 0 |
| Overvotes | 0 | | 0 | 0 | 0 |
| Undervotes | 4 | | 3 | 1 | 0 |

DEM LIEUTENANT GOVERNOR

Vote For 1

| | TOTAL | VOTE % | ELECTIO N DAY | MAIL VOTE | PROVISI ONAL |
|------------------|-------|---------|------------------|--------------|-----------------|
| AUSTIN DAVIS | 67 | 77.91% | 34 | 33 | 0 |
| RAY SOSA | 6 | 6.98% | 5 | 1 | 0 |
| BRIAN SIMS | 9 | 10.47% | 8 | 1 | 0 |
| Write-In Totals | 4 | 4.65% | 4 | 0 | 0 |
| Total Votes Cast | 86 | 100.00% | 51 | 35 | 0 |
| Overvotes | 0 | | 0 | 0 | 0 |
| Undervotes | 7 | | 4 | 3 | 0 |

Slippery Rock Twp 1

DEM REPRESENTATIVE IN CONGRESS 16TH DISTRICT

Vote For 1

| | TOTAL | VOTE % | ELECTIO N DAY | MAIL VOTE | PROVISI ONAL |
|------------------|-------|---------|------------------|--------------|-----------------|
| DAN PASTORE | 14 | 15.38% | 9 | 5 | 0 |
| RICK TELESZ | 72 | 79.12% | 39 | 33 | 0 |
| Write-In Totals | 5 | 5.49% | 5 | 0 | 0 |
| Total Votes Cast | 91 | 100.00% | 53 | 38 | 0 |
| Overvotes | 0 | | 0 | 0 | 0 |
| Undervotes | 2 | | 2 | 0 | 0 |

DEM SENATOR IN THE GENERAL ASSEMBLY 50TH DISTRICT

Vote For 1

| | TOTAL | VOTE % | ELECTIO N DAY | MAIL VOTE | PROVISI ONAL |
|------------------|-------|---------|------------------|--------------|-----------------|
| RIANNA CZECH | 76 | 96.20% | 42 | 34 | 0 |
| Write-In Totals | 3 | 3.80% | 3 | 0 | 0 |
| Total Votes Cast | 79 | 100.00% | 45 | 34 | 0 |
| Overvotes | 0 | | 0 | 0 | 0 |
| Undervotes | 14 | | 10 | 4 | 0 |

DEM REPRESENTATIVE IN THE GENERAL ASSEMBLY 8TH DISTRICT

Vote For 1

| | TOTAL | VOTE % | ELECTIO N DAY | MAIL VOTE | PROVISI ONAL |
|------------------|-------|---------|------------------|--------------|-----------------|
| Write-In Totals | 13 | 100.00% | 8 | 5 | 0 |
| Total Votes Cast | 13 | 100.00% | 8 | 5 | 0 |
| Overvotes | 0 | | 0 | 0 | 0 |
| Undervotes | 80 | | 47 | 33 | 0 |

DEM MEMBER OF DEMOCRATIC STATE COMMITTEE

Vote For 2

| | TOTAL | VOTE % | ELECTIO N DAY | MAIL VOTE | PROVISI ONAL |
|-------------------|-------|---------|------------------|--------------|-----------------|
| MIRA LOU THOMPSON | 79 | 91.86% | 43 | 36 | 0 |
| Write-In Totals | 7 | 8.14% | 5 | 2 | 0 |
| Total Votes Cast | 86 | 100.00% | 48 | 38 | 0 |
| Overvotes | 0 | | 0 | 0 | 0 |
| Undervotes | 100 | | 62 | 38 | 0 |

DEM MEMBER OF DEMOCRATIC COUNTY COMMITTEE - MALE Slippery Rock Twp 1

Vote For 1

| | TOTAL | VOTE % | ELECTIO N DAY | MAIL VOTE | PROVISI ONAL |
|------------------|-------|---------|------------------|--------------|-----------------|
| Write-In Totals | 10 | 100.00% | 6 | 4 | 0 |
| Total Votes Cast | 10 | 100.00% | 6 | 4 | 0 |
| Overvotes | 0 | | 0 | 0 | 0 |
| Undervotes | 83 | | 49 | 34 | 0 |

Slippery Rock Twp 1

DEM MEMBER OF DEMOCRATIC COUNTY COMMITTEE - FEMALE Slippery Rock Twp 1

Vote For 1

| | TOTAL | VOTE % | ELECTIO N DAY | MAIL VOTE | PROVISI ONAL |
|------------------|-------|---------|------------------|--------------|-----------------|
| Write-In Totals | 7 | 100.00% | 3 | 4 | 0 |
| Total Votes Cast | 7 | 100.00% | 3 | 4 | 0 |
| Overvotes | 0 | | 0 | 0 | 0 |
| Undervotes | 86 | | 52 | 34 | 0 |

REP UNITED STATES SENATOR

Vote For 1

| | TOTAL | VOTE % | ELECTIO N DAY | MAIL VOTE | PROVISI ONAL |
|------------------|-------|---------|------------------|--------------|-----------------|
| KATHY BARNETTE | 110 | 34.38% | 103 | 7 | 0 |
| MEHMET OZ | 84 | 26.25% | 75 | 9 | 0 |
| GEORGE BOCHETTO | 1 | 0.31% | 1 | 0 | 0 |
| JEFF BARTOS | 5 | 1.56% | 4 | 1 | 0 |
| DAVE MCCORMICK | 96 | 30.00% | 86 | 10 | 0 |
| SEAN GALE | 3 | 0.94% | 2 | 1 | 0 |
| CARLA SANDS | 20 | 6.25% | 19 | 1 | 0 |
| Write-In Totals | 1 | 0.31% | 1 | 0 | 0 |
| Total Votes Cast | 320 | 100.00% | 291 | 29 | 0 |
| Overvotes | 0 | | 0 | 0 | 0 |
| Undervotes | 6 | | 5 | 1 | 0 |

REP GOVERNOR

Vote For 1

| | TOTAL | VOTE % | ELECTIO N DAY | MAIL VOTE | PROVISI ONAL |
|---------------------|-------|---------|------------------|--------------|-----------------|
| LOU BARLETTA | 18 | 5.56% | 15 | 3 | 0 |
| DOUGLAS V MASTRIANO | 220 | 67.90% | 213 | 7 | 0 |
| NCHE ZAMA | 1 | 0.31% | 1 | 0 | 0 |
| DAVE WHITE | 13 | 4.01% | 11 | 2 | 0 |
| MELISSA HART | 25 | 7.72% | 22 | 3 | 0 |
| BILL MCSWAIN | 41 | 12.65% | 30 | 11 | 0 |
| CHARLIE GEROW | 2 | 0.62% | 1 | 1 | 0 |
| JOE GALE | 1 | 0.31% | 0 | 1 | 0 |
| JAKE CORMAN | 1 | 0.31% | 0 | 1 | 0 |
| Write-In Totals | 2 | 0.62% | 1 | 1 | 0 |
| Total Votes Cast | 324 | 100.00% | 294 | 30 | 0 |
| Overvotes | 0 | | 0 | 0 | 0 |
| Undervotes | 2 | | 2 | 0 | 0 |

Slippery Rock Twp 1

REP LIEUTENANT GOVERNOR

Vote For 1

| | TOTAL | VOTE % | ELECTIO N DAY | MAIL VOTE | PROVISI ONAL |
|-----------------------|-------|---------|------------------|--------------|-----------------|
| CLARICE SCHILLINGER | 1 | 0.32% | 1 | 0 | 0 |
| JAMES EARL JONES | 9 | 2.85% | 8 | 1 | 0 |
| RICK SACCONI | 46 | 14.56% | 41 | 5 | 0 |
| JOHN BROWN | 7 | 2.22% | 5 | 2 | 0 |
| CHRIS FRYE | 144 | 45.57% | 129 | 15 | 0 |
| JEFF COLEMAN | 1 | 0.32% | 1 | 0 | 0 |
| RUSS DIAMOND | 8 | 2.53% | 8 | 0 | 0 |
| CARRIE LEWIS DELROSSO | 58 | 18.35% | 55 | 3 | 0 |
| TEDDY DANIELS | 41 | 12.97% | 38 | 3 | 0 |
| Write-In Totals | 1 | 0.32% | 1 | 0 | 0 |
| Total Votes Cast | 316 | 100.00% | 287 | 29 | 0 |
| Overvotes | 0 | | 0 | 0 | 0 |
| Undervotes | 10 | | 9 | 1 | 0 |

REP REPRESENTATIVE IN CONGRESS 16TH DISTRICT

Vote For 1

| | TOTAL | VOTE % | ELECTIO N DAY | MAIL VOTE | PROVISI ONAL |
|------------------|-------|---------|------------------|--------------|-----------------|
| MIKE KELLY | 307 | 98.40% | 279 | 28 | 0 |
| Write-In Totals | 5 | 1.60% | 5 | 0 | 0 |
| Total Votes Cast | 312 | 100.00% | 284 | 28 | 0 |
| Overvotes | 1 | | 0 | 1 | 0 |
| Undervotes | 13 | | 12 | 1 | 0 |

REP SENATOR IN THE GENERAL ASSEMBLY 50TH DISTRICT

Vote For 1

| | TOTAL | VOTE % | ELECTIO N DAY | MAIL VOTE | PROVISI ONAL |
|------------------|-------|---------|------------------|--------------|-----------------|
| MICHELE BROOKS | 300 | 98.36% | 272 | 28 | 0 |
| Write-In Totals | 5 | 1.64% | 4 | 1 | 0 |
| Total Votes Cast | 305 | 100.00% | 276 | 29 | 0 |
| Overvotes | 0 | | 0 | 0 | 0 |
| Undervotes | 21 | | 20 | 1 | 0 |

REP REPRESENTATIVE IN THE GENERAL ASSEMBLY 8TH DISTRICT

Vote For 1

| | TOTAL | VOTE % | ELECTIO N DAY | MAIL VOTE | PROVISI ONAL |
|------------------|-------|---------|------------------|--------------|-----------------|
| JOHN L KENNEDY | 42 | 12.88% | 39 | 3 | 0 |
| ERIC O DITULLIO | 12 | 3.68% | 11 | 1 | 0 |
| AARON BERNSTINE | 271 | 83.13% | 246 | 25 | 0 |
| Write-In Totals | 1 | 0.31% | 0 | 1 | 0 |
| Total Votes Cast | 326 | 100.00% | 296 | 30 | 0 |
| Overvotes | 0 | | 0 | 0 | 0 |
| Undervotes | 0 | | 0 | 0 | 0 |

Slippery Rock Twp 1

REP MEMBER OF REPUBLICAN STATE COMMITTEE

Vote For 2

| | TOTAL | VOTE % | ELECTIO N DAY | MAIL VOTE | PROVISI ONAL |
|------------------|-------|---------|------------------|--------------|-----------------|
| SHERRY J PATTON | 84 | 16.50% | 77 | 7 | 0 |
| JEANIE STEELE | 209 | 41.06% | 188 | 21 | 0 |
| DALE TURNER | 212 | 41.65% | 190 | 22 | 0 |
| Write-In Totals | 4 | 0.79% | 2 | 2 | 0 |
| Total Votes Cast | 509 | 100.00% | 457 | 52 | 0 |
| Overvotes | 0 | | 0 | 0 | 0 |
| Undervotes | 143 | | 135 | 8 | 0 |

Slippery Rock Twp 2

Statistics

| | TOTAL | ELECTIO N DAY | MAIL VOTE | PROVISI ONAL |
|---------------------------------|--------|------------------|--------------|-----------------|
| Registered Voters - Total | 1,046 | | | |
| Registered Voters - DEMOCRATIC | 274 | | | |
| Registered Voters - REPUBLICAN | 670 | | | |
| Registered Voters - NONPARTISAN | 102 | | | |
| Ballots Cast - Total | 379 | 310 | 69 | 0 |
| Ballots Cast - DEMOCRATIC | 92 | 45 | 47 | 0 |
| Ballots Cast - REPUBLICAN | 287 | 265 | 22 | 0 |
| Ballots Cast - NONPARTISAN | 0 | 0 | 0 | 0 |
| Ballots Cast - Blank | 1 | 1 | 0 | 0 |
| Voter Turnout - Total | 36.23% | | | |
| Voter Turnout - DEMOCRATIC | 33.58% | | | |
| Voter Turnout - REPUBLICAN | 42.84% | | | |
| Voter Turnout - NONPARTISAN | 0.00% | | | |

DEM UNITED STATES SENATOR

Vote For 1

| | TOTAL | VOTE % | ELECTIO N DAY | MAIL VOTE | PROVISI ONAL |
|------------------|-------|---------|------------------|--------------|-----------------|
| ALEX KHALIL | 4 | 4.55% | 2 | 2 | 0 |
| CONOR LAMB | 37 | 42.05% | 15 | 22 | 0 |
| MALCOLM KENYATTA | 0 | 0.00% | 0 | 0 | 0 |
| JOHN FETTERMAN | 46 | 52.27% | 25 | 21 | 0 |
| Write-In Totals | 1 | 1.14% | 1 | 0 | 0 |
| Total Votes Cast | 88 | 100.00% | 43 | 45 | 0 |
| Overvotes | 0 | | 0 | 0 | 0 |
| Undervotes | 4 | | 2 | 2 | 0 |

DEM GOVERNOR

Vote For 1

| | TOTAL | VOTE % | ELECTIO N DAY | MAIL VOTE | PROVISI ONAL |
|------------------|-------|---------|------------------|--------------|-----------------|
| JOSH SHAPIRO | 83 | 97.65% | 38 | 45 | 0 |
| Write-In Totals | 2 | 2.35% | 2 | 0 | 0 |
| Total Votes Cast | 85 | 100.00% | 40 | 45 | 0 |
| Overvotes | 0 | | 0 | 0 | 0 |
| Undervotes | 7 | | 5 | 2 | 0 |

DEM LIEUTENANT GOVERNOR

Vote For 1

| | TOTAL | VOTE % | ELECTIO N DAY | MAIL VOTE | PROVISI ONAL |
|------------------|-------|---------|------------------|--------------|-----------------|
| AUSTIN DAVIS | 71 | 81.61% | 28 | 43 | 0 |
| RAY SOSA | 9 | 10.34% | 7 | 2 | 0 |
| BRIAN SIMS | 5 | 5.75% | 4 | 1 | 0 |
| Write-In Totals | 2 | 2.30% | 2 | 0 | 0 |
| Total Votes Cast | 87 | 100.00% | 41 | 46 | 0 |
| Overvotes | 0 | | 0 | 0 | 0 |
| Undervotes | 5 | | 4 | 1 | 0 |

Slippery Rock Twp 2

DEM REPRESENTATIVE IN CONGRESS 16TH DISTRICT

Vote For 1

| | TOTAL | VOTE % | ELECTIO N DAY | MAIL VOTE | PROVISI ONAL |
|------------------|-------|---------|------------------|--------------|-----------------|
| DAN PASTORE | 13 | 14.44% | 8 | 5 | 0 |
| RICK TELESZ | 75 | 83.33% | 34 | 41 | 0 |
| Write-In Totals | 2 | 2.22% | 1 | 1 | 0 |
| Total Votes Cast | 90 | 100.00% | 43 | 47 | 0 |
| Overvotes | 1 | | 1 | 0 | 0 |
| Undervotes | 1 | | 1 | 0 | 0 |

DEM SENATOR IN THE GENERAL ASSEMBLY 50TH DISTRICT

Vote For 1

| | TOTAL | VOTE % | ELECTIO N DAY | MAIL VOTE | PROVISI ONAL |
|------------------|-------|---------|------------------|--------------|-----------------|
| RIANNA CZECH | 69 | 100.00% | 31 | 38 | 0 |
| Write-In Totals | 0 | 0.00% | 0 | 0 | 0 |
| Total Votes Cast | 69 | 100.00% | 31 | 38 | 0 |
| Overvotes | 0 | | 0 | 0 | 0 |
| Undervotes | 23 | | 14 | 9 | 0 |

DEM REPRESENTATIVE IN THE GENERAL ASSEMBLY 8TH DISTRICT

Vote For 1

| | TOTAL | VOTE % | ELECTIO N DAY | MAIL VOTE | PROVISI ONAL |
|------------------|-------|---------|------------------|--------------|-----------------|
| Write-In Totals | 4 | 100.00% | 2 | 2 | 0 |
| Total Votes Cast | 4 | 100.00% | 2 | 2 | 0 |
| Overvotes | 0 | | 0 | 0 | 0 |
| Undervotes | 88 | | 43 | 45 | 0 |

DEM MEMBER OF DEMOCRATIC STATE COMMITTEE

Vote For 2

| | TOTAL | VOTE % | ELECTIO N DAY | MAIL VOTE | PROVISI ONAL |
|-------------------|-------|---------|------------------|--------------|-----------------|
| MIRA LOU THOMPSON | 74 | 96.10% | 31 | 43 | 0 |
| Write-In Totals | 3 | 3.90% | 3 | 0 | 0 |
| Total Votes Cast | 77 | 100.00% | 34 | 43 | 0 |
| Overvotes | 0 | | 0 | 0 | 0 |
| Undervotes | 107 | | 56 | 51 | 0 |

DEM MEMBER OF DEMOCRATIC COUNTY COMMITTEE - MALE Slippery Rock Twp 2

Vote For 1

| | TOTAL | VOTE % | ELECTIO N DAY | MAIL VOTE | PROVISI ONAL |
|------------------|-------|---------|------------------|--------------|-----------------|
| Write-In Totals | 3 | 100.00% | 3 | 0 | 0 |
| Total Votes Cast | 3 | 100.00% | 3 | 0 | 0 |
| Overvotes | 0 | | 0 | 0 | 0 |
| Undervotes | 89 | | 42 | 47 | 0 |

Slippery Rock Twp 2

DEM MEMBER OF DEMOCRATIC COUNTY COMMITTEE - FEMALE Slippery Rock Twp 2

Vote For 1

| | TOTAL | VOTE % | ELECTIO N DAY | MAIL VOTE | PROVISI ONAL |
|------------------|-------|---------|------------------|--------------|-----------------|
| Write-In Totals | 4 | 100.00% | 4 | 0 | 0 |
| Total Votes Cast | 4 | 100.00% | 4 | 0 | 0 |
| Overvotes | 0 | | 0 | 0 | 0 |
| Undervotes | 88 | | 41 | 47 | 0 |

REP UNITED STATES SENATOR

Vote For 1

| | TOTAL | VOTE % | ELECTIO N DAY | MAIL VOTE | PROVISI ONAL |
|------------------|-------|---------|------------------|--------------|-----------------|
| KATHY BARNETTE | 91 | 32.04% | 87 | 4 | 0 |
| MEHMET OZ | 73 | 25.70% | 66 | 7 | 0 |
| GEORGE BOCHETTO | 1 | 0.35% | 1 | 0 | 0 |
| JEFF BARTOS | 10 | 3.52% | 10 | 0 | 0 |
| DAVE MCCORMICK | 88 | 30.99% | 79 | 9 | 0 |
| SEAN GALE | 2 | 0.70% | 2 | 0 | 0 |
| CARLA SANDS | 16 | 5.63% | 14 | 2 | 0 |
| Write-In Totals | 3 | 1.06% | 3 | 0 | 0 |
| Total Votes Cast | 284 | 100.00% | 262 | 22 | 0 |
| Overvotes | 0 | | 0 | 0 | 0 |
| Undervotes | 3 | | 3 | 0 | 0 |

REP GOVERNOR

Vote For 1

| | TOTAL | VOTE % | ELECTIO N DAY | MAIL VOTE | PROVISI ONAL |
|---------------------|-------|---------|------------------|--------------|-----------------|
| LOU BARLETTA | 19 | 6.64% | 15 | 4 | 0 |
| DOUGLAS V MASTRIANO | 186 | 65.04% | 183 | 3 | 0 |
| NCHE ZAMA | 3 | 1.05% | 3 | 0 | 0 |
| DAVE WHITE | 13 | 4.55% | 10 | 3 | 0 |
| MELISSA HART | 13 | 4.55% | 12 | 1 | 0 |
| BILL MCSWAIN | 44 | 15.38% | 35 | 9 | 0 |
| CHARLIE GEROW | 1 | 0.35% | 1 | 0 | 0 |
| JOE GALE | 0 | 0.00% | 0 | 0 | 0 |
| JAKE CORMAN | 4 | 1.40% | 2 | 2 | 0 |
| Write-In Totals | 3 | 1.05% | 3 | 0 | 0 |
| Total Votes Cast | 286 | 100.00% | 264 | 22 | 0 |
| Overvotes | 0 | | 0 | 0 | 0 |
| Undervotes | 1 | | 1 | 0 | 0 |

Slippery Rock Twp 2

REP LIEUTENANT GOVERNOR

Vote For 1

| | TOTAL | VOTE % | ELECTIO N DAY | MAIL VOTE | PROVISI ONAL |
|-----------------------|-------|---------|------------------|--------------|-----------------|
| CLARICE SCHILLINGER | 0 | 0.00% | 0 | 0 | 0 |
| JAMES EARL JONES | 5 | 1.81% | 5 | 0 | 0 |
| RICK SACCONI | 80 | 28.88% | 76 | 4 | 0 |
| JOHN BROWN | 3 | 1.08% | 2 | 1 | 0 |
| CHRIS FRYE | 109 | 39.35% | 100 | 9 | 0 |
| JEFF COLEMAN | 1 | 0.36% | 1 | 0 | 0 |
| RUSS DIAMOND | 7 | 2.53% | 7 | 0 | 0 |
| CARRIE LEWIS DELROSSO | 41 | 14.80% | 36 | 5 | 0 |
| TEDDY DANIELS | 29 | 10.47% | 26 | 3 | 0 |
| Write-In Totals | 2 | 0.72% | 2 | 0 | 0 |
| Total Votes Cast | 277 | 100.00% | 255 | 22 | 0 |
| Overvotes | 1 | | 1 | 0 | 0 |
| Undervotes | 9 | | 9 | 0 | 0 |

REP REPRESENTATIVE IN CONGRESS 16TH DISTRICT

Vote For 1

| | TOTAL | VOTE % | ELECTIO N DAY | MAIL VOTE | PROVISI ONAL |
|------------------|-------|---------|------------------|--------------|-----------------|
| MIKE KELLY | 266 | 98.52% | 248 | 18 | 0 |
| Write-In Totals | 4 | 1.48% | 4 | 0 | 0 |
| Total Votes Cast | 270 | 100.00% | 252 | 18 | 0 |
| Overvotes | 0 | | 0 | 0 | 0 |
| Undervotes | 17 | | 13 | 4 | 0 |

REP SENATOR IN THE GENERAL ASSEMBLY 50TH DISTRICT

Vote For 1

| | TOTAL | VOTE % | ELECTIO N DAY | MAIL VOTE | PROVISI ONAL |
|------------------|-------|---------|------------------|--------------|-----------------|
| MICHELE BROOKS | 249 | 98.42% | 229 | 20 | 0 |
| Write-In Totals | 4 | 1.58% | 4 | 0 | 0 |
| Total Votes Cast | 253 | 100.00% | 233 | 20 | 0 |
| Overvotes | 0 | | 0 | 0 | 0 |
| Undervotes | 34 | | 32 | 2 | 0 |

REP REPRESENTATIVE IN THE GENERAL ASSEMBLY 8TH DISTRICT






Vote For 1

| | TOTAL | VOTE % | ELECTIO N DAY | MAIL VOTE | PROVISI ONAL |
|------------------|-------|---------|------------------|--------------|-----------------|
| JOHN L KENNEDY | 46 | 16.03% | 40 | 6 | 0 |
| ERIC O DITULLIO | 9 | 3.14% | 8 | 1 | 0 |
| AARON BERNSTINE | 232 | 80.84% | 217 | 15 | 0 |
| Write-In Totals | 0 | 0.00% | 0 | 0 | 0 |
| Total Votes Cast | 287 | 100.00% | 265 | 22 | 0 |
| Overvotes | 0 | | 0 | 0 | 0 |
| Undervotes | 0 | | 0 | 0 | 0 |

Slippery Rock Twp 2

REP MEMBER OF REPUBLICAN STATE COMMITTEE

Vote For 2

| | TOTAL | VOTE % | ELECTIO N DAY | MAIL VOTE | PROVISI ONAL |
|------------------|-------|---|------------------|--------------|-----------------|
| SHERRY J PATTON | 118 | 25.21%  | 114 | 4 | 0 |
| JEANIE STEELE | 147 | 31.41%  | 130 | 17 | 0 |
| DALE TURNER | 202 | 43.16%  | 185 | 17 | 0 |
| Write-In Totals | 1 | 0.21%  | 1 | 0 | 0 |
| Total Votes Cast | 468 | 100.00%  | 430 | 38 | 0 |
| Overvotes | 2 | | 2 | 0 | 0 |
| Undervotes | 104 | | 98 | 6 | 0 |

Taylor Twp

Statistics

| | TOTAL | ELECTIO N DAY | MAIL VOTE | PROVISI ONAL |
|---------------------------------|--------|------------------|--------------|-----------------|
| Registered Voters - Total | 588 | | | |
| Registered Voters - DEMOCRATIC | 309 | | | |
| Registered Voters - REPUBLICAN | 215 | | | |
| Registered Voters - NONPARTISAN | 64 | | | |
| Ballots Cast - Total | 208 | 148 | 60 | 0 |
| Ballots Cast - DEMOCRATIC | 121 | 68 | 53 | 0 |
| Ballots Cast - REPUBLICAN | 87 | 80 | 7 | 0 |
| Ballots Cast - NONPARTISAN | 0 | 0 | 0 | 0 |
| Ballots Cast - Blank | 0 | 0 | 0 | 0 |
| Voter Turnout - Total | 35.37% | | | |
| Voter Turnout - DEMOCRATIC | 39.16% | | | |
| Voter Turnout - REPUBLICAN | 40.47% | | | |
| Voter Turnout - NONPARTISAN | 0.00% | | | |

DEM UNITED STATES SENATOR

Vote For 1

| | TOTAL | VOTE % | ELECTIO N DAY | MAIL VOTE | PROVISI ONAL |
|------------------|-------|---------|------------------|--------------|-----------------|
| ALEX KHALIL | 5 | 4.35% | 3 | 2 | 0 |
| CONOR LAMB | 37 | 32.17% | 16 | 21 | 0 |
| MALCOLM KENYATTA | 2 | 1.74% | 1 | 1 | 0 |
| JOHN FETTERMAN | 71 | 61.74% | 44 | 27 | 0 |
| Write-In Totals | 0 | 0.00% | 0 | 0 | 0 |
| Total Votes Cast | 115 | 100.00% | 64 | 51 | 0 |
| Overvotes | 0 | | 0 | 0 | 0 |
| Undervotes | 6 | | 4 | 2 | 0 |

DEM GOVERNOR

Vote For 1

| | TOTAL | VOTE % | ELECTIO N DAY | MAIL VOTE | PROVISI ONAL |
|------------------|-------|---------|------------------|--------------|-----------------|
| JOSH SHAPIRO | 109 | 98.20% | 57 | 52 | 0 |
| Write-In Totals | 2 | 1.80% | 2 | 0 | 0 |
| Total Votes Cast | 111 | 100.00% | 59 | 52 | 0 |
| Overvotes | 0 | | 0 | 0 | 0 |
| Undervotes | 10 | | 9 | 1 | 0 |

DEM LIEUTENANT GOVERNOR

Vote For 1

| | TOTAL | VOTE % | ELECTIO N DAY | MAIL VOTE | PROVISI ONAL |
|------------------|-------|---------|------------------|--------------|-----------------|
| AUSTIN DAVIS | 94 | 87.85% | 49 | 45 | 0 |
| RAY SOSA | 7 | 6.54% | 4 | 3 | 0 |
| BRIAN SIMS | 5 | 4.67% | 4 | 1 | 0 |
| Write-In Totals | 1 | 0.93% | 1 | 0 | 0 |
| Total Votes Cast | 107 | 100.00% | 58 | 49 | 0 |
| Overvotes | 0 | | 0 | 0 | 0 |
| Undervotes | 14 | | 10 | 4 | 0 |

Taylor Twp

DEM REPRESENTATIVE IN CONGRESS 16TH DISTRICT

Vote For 1

| | TOTAL | VOTE % | ELECTIO N DAY | MAIL VOTE | PROVISI ONAL |
|------------------|-------|---------|------------------|--------------|-----------------|
| DAN PASTORE | 20 | 18.02% | 8 | 12 | 0 |
| RICK TELESZ | 90 | 81.08% | 53 | 37 | 0 |
| Write-In Totals | 1 | 0.90% | 1 | 0 | 0 |
| Total Votes Cast | 111 | 100.00% | 62 | 49 | 0 |
| Overvotes | 0 | | 0 | 0 | 0 |
| Undervotes | 10 | | 6 | 4 | 0 |

DEM SENATOR IN THE GENERAL ASSEMBLY 50TH DISTRICT

Vote For 1

| | TOTAL | VOTE % | ELECTIO N DAY | MAIL VOTE | PROVISI ONAL |
|------------------|-------|---------|------------------|--------------|-----------------|
| RIANNA CZECH | 96 | 100.00% | 53 | 43 | 0 |
| Write-In Totals | 0 | 0.00% | 0 | 0 | 0 |
| Total Votes Cast | 96 | 100.00% | 53 | 43 | 0 |
| Overvotes | 0 | | 0 | 0 | 0 |
| Undervotes | 25 | | 15 | 10 | 0 |

DEM REPRESENTATIVE IN THE GENERAL ASSEMBLY 9TH DISTRICT

Vote For 1

| | TOTAL | VOTE % | ELECTIO N DAY | MAIL VOTE | PROVISI ONAL |
|------------------|-------|---------|------------------|--------------|-----------------|
| CHRIS SAINATO | 110 | 96.49% | 58 | 52 | 0 |
| Write-In Totals | 4 | 3.51% | 4 | 0 | 0 |
| Total Votes Cast | 114 | 100.00% | 62 | 52 | 0 |
| Overvotes | 0 | | 0 | 0 | 0 |
| Undervotes | 7 | | 6 | 1 | 0 |

DEM MEMBER OF DEMOCRATIC STATE COMMITTEE

Vote For 2

| | TOTAL | VOTE % | ELECTIO N DAY | MAIL VOTE | PROVISI ONAL |
|-------------------|-------|---------|------------------|--------------|-----------------|
| MIRA LOU THOMPSON | 102 | 97.14% | 56 | 46 | 0 |
| Write-In Totals | 3 | 2.86% | 1 | 2 | 0 |
| Total Votes Cast | 105 | 100.00% | 57 | 48 | 0 |
| Overvotes | 0 | | 0 | 0 | 0 |
| Undervotes | 137 | | 79 | 58 | 0 |

DEM MEMBER OF DEMOCRATIC COUNTY COMMITTEE - MALE Taylor Twp

Vote For 1

| | TOTAL | VOTE % | ELECTIO N DAY | MAIL VOTE | PROVISI ONAL |
|------------------|-------|---------|------------------|--------------|-----------------|
| Write-In Totals | 11 | 100.00% | 7 | 4 | 0 |
| Total Votes Cast | 11 | 100.00% | 7 | 4 | 0 |
| Overvotes | 0 | | 0 | 0 | 0 |
| Undervotes | 110 | | 61 | 49 | 0 |

Taylor Twp

DEM MEMBER OF DEMOCRATIC COUNTY COMMITTEE - FEMALE Taylor Twp

Vote For 1

| | TOTAL | VOTE % | ELECTIO N DAY | MAIL VOTE | PROVISI ONAL |
|---------------------|-------|---------|------------------|--------------|-----------------|
| MARY JEAN TUMINELLA | 102 | 100.00% | 55 | 47 | 0 |
| Write-In Totals | 0 | 0.00% | 0 | 0 | 0 |
| Total Votes Cast | 102 | 100.00% | 55 | 47 | 0 |
| Overvotes | 0 | | 0 | 0 | 0 |
| Undervotes | 19 | | 13 | 6 | 0 |

REP UNITED STATES SENATOR

Vote For 1

| | TOTAL | VOTE % | ELECTIO N DAY | MAIL VOTE | PROVISI ONAL |
|------------------|-------|---------|------------------|--------------|-----------------|
| KATHY BARNETTE | 9 | 10.71% | 7 | 2 | 0 |
| MEHMET OZ | 48 | 57.14% | 45 | 3 | 0 |
| GEORGE BOCHETTO | 0 | 0.00% | 0 | 0 | 0 |
| JEFF BARTOS | 1 | 1.19% | 1 | 0 | 0 |
| DAVE MCCORMICK | 19 | 22.62% | 18 | 1 | 0 |
| SEAN GALE | 0 | 0.00% | 0 | 0 | 0 |
| CARLA SANDS | 7 | 8.33% | 7 | 0 | 0 |
| Write-In Totals | 0 | 0.00% | 0 | 0 | 0 |
| Total Votes Cast | 84 | 100.00% | 78 | 6 | 0 |
| Overvotes | 0 | | 0 | 0 | 0 |
| Undervotes | 1 | | 0 | 1 | 0 |

REP GOVERNOR

Vote For 1

| | TOTAL | VOTE % | ELECTIO N DAY | MAIL VOTE | PROVISI ONAL |
|---------------------|-------|---------|------------------|--------------|-----------------|
| LOU BARLETTA | 11 | 12.94% | 11 | 0 | 0 |
| DOUGLAS V MASTRIANO | 52 | 61.18% | 48 | 4 | 0 |
| NCHE ZAMA | 0 | 0.00% | 0 | 0 | 0 |
| DAVE WHITE | 5 | 5.88% | 5 | 0 | 0 |
| MELISSA HART | 6 | 7.06% | 6 | 0 | 0 |
| BILL MCSWAIN | 7 | 8.24% | 6 | 1 | 0 |
| CHARLIE GEROW | 1 | 1.18% | 1 | 0 | 0 |
| JOE GALE | 2 | 2.35% | 2 | 0 | 0 |
| JAKE CORMAN | 1 | 1.18% | 0 | 1 | 0 |
| Write-In Totals | 0 | 0.00% | 0 | 0 | 0 |
| Total Votes Cast | 85 | 100.00% | 79 | 6 | 0 |
| Overvotes | 0 | | 0 | 0 | 0 |
| Undervotes | 2 | | 1 | 1 | 0 |

Taylor Twp

REP LIEUTENANT GOVERNOR

Vote For 1

| | TOTAL | VOTE % | ELECTIO N DAY | MAIL VOTE | PROVISI ONAL |
|-----------------------|-------|---------|------------------|--------------|-----------------|
| CLARICE SCHILLINGER | 0 | 0.00% | 0 | 0 | 0 |
| JAMES EARL JONES | 1 | 1.19% | 1 | 0 | 0 |
| RICK SACCONI | 14 | 16.67% | 14 | 0 | 0 |
| JOHN BROWN | 1 | 1.19% | 0 | 1 | 0 |
| CHRIS FRYE | 40 | 47.62% | 37 | 3 | 0 |
| JEFF COLEMAN | 1 | 1.19% | 1 | 0 | 0 |
| RUSS DIAMOND | 1 | 1.19% | 1 | 0 | 0 |
| CARRIE LEWIS DELROSSO | 20 | 23.81% | 18 | 2 | 0 |
| TEDDY DANIELS | 6 | 7.14% | 6 | 0 | 0 |
| Write-In Totals | 0 | 0.00% | 0 | 0 | 0 |
| Total Votes Cast | 84 | 100.00% | 78 | 6 | 0 |
| Overvotes | 0 | | 0 | 0 | 0 |
| Undervotes | 3 | | 2 | 1 | 0 |

REP REPRESENTATIVE IN CONGRESS 16TH DISTRICT

Vote For 1

| | TOTAL | VOTE % | ELECTIO N DAY | MAIL VOTE | PROVISI ONAL |
|------------------|-------|---------|------------------|--------------|-----------------|
| MIKE KELLY | 81 | 100.00% | 76 | 5 | 0 |
| Write-In Totals | 0 | 0.00% | 0 | 0 | 0 |
| Total Votes Cast | 81 | 100.00% | 76 | 5 | 0 |
| Overvotes | 0 | | 0 | 0 | 0 |
| Undervotes | 6 | | 4 | 2 | 0 |

REP SENATOR IN THE GENERAL ASSEMBLY 50TH DISTRICT

Vote For 1

| | TOTAL | VOTE % | ELECTIO N DAY | MAIL VOTE | PROVISI ONAL |
|------------------|-------|---------|------------------|--------------|-----------------|
| MICHELE BROOKS | 71 | 98.61% | 67 | 4 | 0 |
| Write-In Totals | 1 | 1.39% | 1 | 0 | 0 |
| Total Votes Cast | 72 | 100.00% | 68 | 4 | 0 |
| Overvotes | 0 | | 0 | 0 | 0 |
| Undervotes | 15 | | 12 | 3 | 0 |

REP REPRESENTATIVE IN THE GENERAL ASSEMBLY 9TH DISTRICT

Vote For 1

| | TOTAL | VOTE % | ELECTIO N DAY | MAIL VOTE | PROVISI ONAL |
|-------------------|-------|---------|------------------|--------------|-----------------|
| DARRYL AUDIA | 7 | 8.54% | 7 | 0 | 0 |
| NICK KERIN | 56 | 68.29% | 53 | 3 | 0 |
| MARLA GALLO BROWN | 19 | 23.17% | 16 | 3 | 0 |
| Write-In Totals | 0 | 0.00% | 0 | 0 | 0 |
| Total Votes Cast | 82 | 100.00% | 76 | 6 | 0 |
| Overvotes | 0 | | 0 | 0 | 0 |
| Undervotes | 5 | | 4 | 1 | 0 |

Taylor Twp

REP MEMBER OF REPUBLICAN STATE COMMITTEE

Vote For 2

| | TOTAL | VOTE % | ELECTIO N DAY | MAIL VOTE | PROVISI ONAL |
|------------------|-------|---------|------------------|--------------|-----------------|
| SHERRY J PATTON | 43 | 31.39% | 40 | 3 | 0 |
| JEANIE STEELE | 24 | 17.52% | 22 | 2 | 0 |
| DALE TURNER | 70 | 51.09% | 66 | 4 | 0 |
| Write-In Totals | 0 | 0.00% | 0 | 0 | 0 |
| Total Votes Cast | 137 | 100.00% | 128 | 9 | 0 |
| Overvotes | 0 | | 0 | 0 | 0 |
| Undervotes | 37 | | 32 | 5 | 0 |

Union Twp 1

Statistics

| | TOTAL | ELECTIO N DAY | MAIL VOTE | PROVISI ONAL |
|---------------------------------|--------|------------------|--------------|-----------------|
| Registered Voters - Total | 838 | | | |
| Registered Voters - DEMOCRATIC | 414 | | | |
| Registered Voters - REPUBLICAN | 339 | | | |
| Registered Voters - NONPARTISAN | 85 | | | |
| Ballots Cast - Total | 274 | 208 | 66 | 0 |
| Ballots Cast - DEMOCRATIC | 147 | 88 | 59 | 0 |
| Ballots Cast - REPUBLICAN | 127 | 120 | 7 | 0 |
| Ballots Cast - NONPARTISAN | 0 | 0 | 0 | 0 |
| Ballots Cast - Blank | 0 | 0 | 0 | 0 |
| Voter Turnout - Total | 32.70% | | | |
| Voter Turnout - DEMOCRATIC | 35.51% | | | |
| Voter Turnout - REPUBLICAN | 37.46% | | | |
| Voter Turnout - NONPARTISAN | 0.00% | | | |

DEM UNITED STATES SENATOR

Vote For 1

| | TOTAL | VOTE % | ELECTIO N DAY | MAIL VOTE | PROVISI ONAL |
|------------------|-------|---------|------------------|--------------|-----------------|
| ALEX KHALIL | 2 | 1.38% | 1 | 1 | 0 |
| CONOR LAMB | 57 | 39.31% | 30 | 27 | 0 |
| MALCOLM KENYATTA | 2 | 1.38% | 2 | 0 | 0 |
| JOHN FETTERMAN | 83 | 57.24% | 53 | 30 | 0 |
| Write-In Totals | 1 | 0.69% | 1 | 0 | 0 |
| Total Votes Cast | 145 | 100.00% | 87 | 58 | 0 |
| Overvotes | 0 | | 0 | 0 | 0 |
| Undervotes | 2 | | 1 | 1 | 0 |

DEM GOVERNOR

Vote For 1

| | TOTAL | VOTE % | ELECTIO N DAY | MAIL VOTE | PROVISI ONAL |
|------------------|-------|---------|------------------|--------------|-----------------|
| JOSH SHAPIRO | 140 | 99.29% | 85 | 55 | 0 |
| Write-In Totals | 1 | 0.71% | 1 | 0 | 0 |
| Total Votes Cast | 141 | 100.00% | 86 | 55 | 0 |
| Overvotes | 0 | | 0 | 0 | 0 |
| Undervotes | 6 | | 2 | 4 | 0 |

DEM LIEUTENANT GOVERNOR

Vote For 1

| | TOTAL | VOTE % | ELECTIO N DAY | MAIL VOTE | PROVISI ONAL |
|------------------|-------|---------|------------------|--------------|-----------------|
| AUSTIN DAVIS | 111 | 81.02% | 61 | 50 | 0 |
| RAY SOSA | 10 | 7.30% | 5 | 5 | 0 |
| BRIAN SIMS | 14 | 10.22% | 13 | 1 | 0 |
| Write-In Totals | 2 | 1.46% | 2 | 0 | 0 |
| Total Votes Cast | 137 | 100.00% | 81 | 56 | 0 |
| Overvotes | 0 | | 0 | 0 | 0 |
| Undervotes | 10 | | 7 | 3 | 0 |

Union Twp 1

DEM REPRESENTATIVE IN CONGRESS 16TH DISTRICT

Vote For 1

| | TOTAL | VOTE % | ELECTIO N DAY | MAIL VOTE | PROVISI ONAL |
|------------------|-------|---------|------------------|--------------|-----------------|
| DAN PASTORE | 11 | 7.69% | 6 | 5 | 0 |
| RICK TELESZ | 131 | 91.61% | 79 | 52 | 0 |
| Write-In Totals | 1 | 0.70% | 1 | 0 | 0 |
| Total Votes Cast | 143 | 100.00% | 86 | 57 | 0 |
| Overvotes | 0 | | 0 | 0 | 0 |
| Undervotes | 4 | | 2 | 2 | 0 |

DEM SENATOR IN THE GENERAL ASSEMBLY 50TH DISTRICT

Vote For 1

| | TOTAL | VOTE % | ELECTIO N DAY | MAIL VOTE | PROVISI ONAL |
|------------------|-------|---------|------------------|--------------|-----------------|
| RIANNA CZECH | 126 | 98.44% | 73 | 53 | 0 |
| Write-In Totals | 2 | 1.56% | 2 | 0 | 0 |
| Total Votes Cast | 128 | 100.00% | 75 | 53 | 0 |
| Overvotes | 0 | | 0 | 0 | 0 |
| Undervotes | 19 | | 13 | 6 | 0 |

DEM REPRESENTATIVE IN THE GENERAL ASSEMBLY 9TH DISTRICT

Vote For 1

| | TOTAL | VOTE % | ELECTIO N DAY | MAIL VOTE | PROVISI ONAL |
|------------------|-------|---------|------------------|--------------|-----------------|
| CHRIS SAINATO | 134 | 95.71% | 78 | 56 | 0 |
| Write-In Totals | 6 | 4.29% | 5 | 1 | 0 |
| Total Votes Cast | 140 | 100.00% | 83 | 57 | 0 |
| Overvotes | 0 | | 0 | 0 | 0 |
| Undervotes | 7 | | 5 | 2 | 0 |

DEM MEMBER OF DEMOCRATIC STATE COMMITTEE

Vote For 2

| | TOTAL | VOTE % | ELECTIO N DAY | MAIL VOTE | PROVISI ONAL |
|-------------------|-------|---------|------------------|--------------|-----------------|
| MIRA LOU THOMPSON | 135 | 95.74% | 80 | 55 | 0 |
| Write-In Totals | 6 | 4.26% | 5 | 1 | 0 |
| Total Votes Cast | 141 | 100.00% | 85 | 56 | 0 |
| Overvotes | 0 | | 0 | 0 | 0 |
| Undervotes | 153 | | 91 | 62 | 0 |

DEM MEMBER OF DEMOCRATIC COUNTY COMMITTEE - MALE Union Twp 1

Vote For 1

| | TOTAL | VOTE % | ELECTIO N DAY | MAIL VOTE | PROVISI ONAL |
|------------------|-------|---------|------------------|--------------|-----------------|
| Write-In Totals | 10 | 100.00% | 8 | 2 | 0 |
| Total Votes Cast | 10 | 100.00% | 8 | 2 | 0 |
| Overvotes | 0 | | 0 | 0 | 0 |
| Undervotes | 137 | | 80 | 57 | 0 |

Union Twp 1

DEM MEMBER OF DEMOCRATIC COUNTY COMMITTEE - FEMALE Union Twp 1

Vote For 1

| | TOTAL | VOTE % | ELECTIO N DAY | MAIL VOTE | PROVISI ONAL |
|------------------|-------|---------|------------------|--------------|-----------------|
| Write-In Totals | 11 | 100.00% | 8 | 3 | 0 |
| Total Votes Cast | 11 | 100.00% | 8 | 3 | 0 |
| Overvotes | 0 | | 0 | 0 | 0 |
| Undervotes | 136 | | 80 | 56 | 0 |

REP UNITED STATES SENATOR

Vote For 1

| | TOTAL | VOTE % | ELECTIO N DAY | MAIL VOTE | PROVISI ONAL |
|------------------|-------|---------|------------------|--------------|-----------------|
| KATHY BARNETTE | 30 | 24.00% | 30 | 0 | 0 |
| MEHMET OZ | 52 | 41.60% | 48 | 4 | 0 |
| GEORGE BOCHETTO | 1 | 0.80% | 1 | 0 | 0 |
| JEFF BARTOS | 4 | 3.20% | 4 | 0 | 0 |
| DAVE MCCORMICK | 29 | 23.20% | 29 | 0 | 0 |
| SEAN GALE | 0 | 0.00% | 0 | 0 | 0 |
| CARLA SANDS | 7 | 5.60% | 6 | 1 | 0 |
| Write-In Totals | 2 | 1.60% | 2 | 0 | 0 |
| Total Votes Cast | 125 | 100.00% | 120 | 5 | 0 |
| Overvotes | 0 | | 0 | 0 | 0 |
| Undervotes | 2 | | 0 | 2 | 0 |

REP GOVERNOR

Vote For 1

| | TOTAL | VOTE % | ELECTIO N DAY | MAIL VOTE | PROVISI ONAL |
|---------------------|-------|---------|------------------|--------------|-----------------|
| LOU BARLETTA | 17 | 13.49% | 17 | 0 | 0 |
| DOUGLAS V MASTRIANO | 63 | 50.00% | 62 | 1 | 0 |
| NCHE ZAMA | 0 | 0.00% | 0 | 0 | 0 |
| DAVE WHITE | 8 | 6.35% | 7 | 1 | 0 |
| MELISSA HART | 13 | 10.32% | 11 | 2 | 0 |
| BILL MCSWAIN | 19 | 15.08% | 18 | 1 | 0 |
| CHARLIE GEROW | 0 | 0.00% | 0 | 0 | 0 |
| JOE GALE | 0 | 0.00% | 0 | 0 | 0 |
| JAKE CORMAN | 5 | 3.97% | 4 | 1 | 0 |
| Write-In Totals | 1 | 0.79% | 1 | 0 | 0 |
| Total Votes Cast | 126 | 100.00% | 120 | 6 | 0 |
| Overvotes | 0 | | 0 | 0 | 0 |
| Undervotes | 1 | | 0 | 1 | 0 |

Union Twp 1

REP LIEUTENANT GOVERNOR

Vote For 1

| | TOTAL | VOTE % | ELECTIO N DAY | MAIL VOTE | PROVISI ONAL |
|-----------------------|-------|---------|------------------|--------------|-----------------|
| CLARICE SCHILLINGER | 3 | 2.44% | 3 | 0 | 0 |
| JAMES EARL JONES | 3 | 2.44% | 3 | 0 | 0 |
| RICK SACCONI | 10 | 8.13% | 9 | 1 | 0 |
| JOHN BROWN | 4 | 3.25% | 4 | 0 | 0 |
| CHRIS FRYE | 73 | 59.35% | 68 | 5 | 0 |
| JEFF COLEMAN | 4 | 3.25% | 3 | 1 | 0 |
| RUSS DIAMOND | 4 | 3.25% | 4 | 0 | 0 |
| CARRIE LEWIS DELROSSO | 12 | 9.76% | 12 | 0 | 0 |
| TEDDY DANIELS | 9 | 7.32% | 9 | 0 | 0 |
| Write-In Totals | 1 | 0.81% | 1 | 0 | 0 |
| Total Votes Cast | 123 | 100.00% | 116 | 7 | 0 |
| Overvotes | 0 | | 0 | 0 | 0 |
| Undervotes | 4 | | 4 | 0 | 0 |

REP REPRESENTATIVE IN CONGRESS 16TH DISTRICT

Vote For 1

| | TOTAL | VOTE % | ELECTIO N DAY | MAIL VOTE | PROVISI ONAL |
|------------------|-------|---------|------------------|--------------|-----------------|
| MIKE KELLY | 119 | 99.17% | 113 | 6 | 0 |
| Write-In Totals | 1 | 0.83% | 1 | 0 | 0 |
| Total Votes Cast | 120 | 100.00% | 114 | 6 | 0 |
| Overvotes | 0 | | 0 | 0 | 0 |
| Undervotes | 7 | | 6 | 1 | 0 |

REP SENATOR IN THE GENERAL ASSEMBLY 50TH DISTRICT

Vote For 1

| | TOTAL | VOTE % | ELECTIO N DAY | MAIL VOTE | PROVISI ONAL |
|------------------|-------|---------|------------------|--------------|-----------------|
| MICHELE BROOKS | 111 | 99.11% | 104 | 7 | 0 |
| Write-In Totals | 1 | 0.89% | 1 | 0 | 0 |
| Total Votes Cast | 112 | 100.00% | 105 | 7 | 0 |
| Overvotes | 0 | | 0 | 0 | 0 |
| Undervotes | 15 | | 15 | 0 | 0 |

REP REPRESENTATIVE IN THE GENERAL ASSEMBLY 9TH DISTRICT






Vote For 1

| | TOTAL | VOTE % | ELECTIO N DAY | MAIL VOTE | PROVISI ONAL |
|-------------------|-------|---------|------------------|--------------|-----------------|
| DARRYL AUDIA | 29 | 23.20% | 28 | 1 | 0 |
| NICK KERIN | 43 | 34.40% | 40 | 3 | 0 |
| MARLA GALLO BROWN | 53 | 42.40% | 50 | 3 | 0 |
| Write-In Totals | 0 | 0.00% | 0 | 0 | 0 |
| Total Votes Cast | 125 | 100.00% | 118 | 7 | 0 |
| Overvotes | 0 | | 0 | 0 | 0 |
| Undervotes | 2 | | 2 | 0 | 0 |

Union Twp 1

REP MEMBER OF REPUBLICAN STATE COMMITTEE

Vote For 2

| | TOTAL | VOTE % | ELECTIO N DAY | MAIL VOTE | PROVISI ONAL |
|------------------|-------|---|------------------|--------------|-----------------|
| SHERRY J PATTON | 63 | 32.47%  | 56 | 7 | 0 |
| JEANIE STEELE | 40 | 20.62%  | 40 | 0 | 0 |
| DALE TURNER | 90 | 46.39%  | 83 | 7 | 0 |
| Write-In Totals | 1 | 0.52%  | 1 | 0 | 0 |
| Total Votes Cast | 194 | 100.00%  | 180 | 14 | 0 |
| Overvotes | 0 | | 0 | 0 | 0 |
| Undervotes | 60 | | 60 | 0 | 0 |

Union Twp 2

Statistics

| | TOTAL | ELECTIO N DAY | MAIL VOTE | PROVISI ONAL |
|---------------------------------|--------|------------------|--------------|-----------------|
| Registered Voters - Total | 767 | | | |
| Registered Voters - DEMOCRATIC | 381 | | | |
| Registered Voters - REPUBLICAN | 288 | | | |
| Registered Voters - NONPARTISAN | 98 | | | |
| Ballots Cast - Total | 236 | 172 | 64 | 0 |
| Ballots Cast - DEMOCRATIC | 134 | 81 | 53 | 0 |
| Ballots Cast - REPUBLICAN | 102 | 91 | 11 | 0 |
| Ballots Cast - NONPARTISAN | 0 | 0 | 0 | 0 |
| Ballots Cast - Blank | 0 | 0 | 0 | 0 |
| Voter Turnout - Total | 30.77% | | | |
| Voter Turnout - DEMOCRATIC | 35.17% | | | |
| Voter Turnout - REPUBLICAN | 35.42% | | | |
| Voter Turnout - NONPARTISAN | 0.00% | | | |

DEM UNITED STATES SENATOR

Vote For 1

| | TOTAL | VOTE % | ELECTIO N DAY | MAIL VOTE | PROVISI ONAL |
|------------------|-------|---------|------------------|--------------|-----------------|
| ALEX KHALIL | 2 | 1.53% | 2 | 0 | 0 |
| CONOR LAMB | 34 | 25.95% | 16 | 18 | 0 |
| MALCOLM KENYATTA | 4 | 3.05% | 4 | 0 | 0 |
| JOHN FETTERMAN | 91 | 69.47% | 56 | 35 | 0 |
| Write-In Totals | 0 | 0.00% | 0 | 0 | 0 |
| Total Votes Cast | 131 | 100.00% | 78 | 53 | 0 |
| Overvotes | 0 | | 0 | 0 | 0 |
| Undervotes | 3 | | 3 | 0 | 0 |

DEM GOVERNOR

Vote For 1

| | TOTAL | VOTE % | ELECTIO N DAY | MAIL VOTE | PROVISI ONAL |
|------------------|-------|---------|------------------|--------------|-----------------|
| JOSH SHAPIRO | 124 | 98.41% | 73 | 51 | 0 |
| Write-In Totals | 2 | 1.59% | 2 | 0 | 0 |
| Total Votes Cast | 126 | 100.00% | 75 | 51 | 0 |
| Overvotes | 0 | | 0 | 0 | 0 |
| Undervotes | 8 | | 6 | 2 | 0 |

DEM LIEUTENANT GOVERNOR

Vote For 1

| | TOTAL | VOTE % | ELECTIO N DAY | MAIL VOTE | PROVISI ONAL |
|------------------|-------|---------|------------------|--------------|-----------------|
| AUSTIN DAVIS | 96 | 76.19% | 53 | 43 | 0 |
| RAY SOSA | 7 | 5.56% | 4 | 3 | 0 |
| BRIAN SIMS | 19 | 15.08% | 13 | 6 | 0 |
| Write-In Totals | 4 | 3.17% | 4 | 0 | 0 |
| Total Votes Cast | 126 | 100.00% | 74 | 52 | 0 |
| Overvotes | 0 | | 0 | 0 | 0 |
| Undervotes | 8 | | 7 | 1 | 0 |

Union Twp 2

DEM REPRESENTATIVE IN CONGRESS 16TH DISTRICT

Vote For 1

| | TOTAL | VOTE % | ELECTIO N DAY | MAIL VOTE | PROVISI ONAL |
|------------------|-------|---------|------------------|--------------|-----------------|
| DAN PASTORE | 15 | 11.72% | 8 | 7 | 0 |
| RICK TELESZ | 113 | 88.28% | 68 | 45 | 0 |
| Write-In Totals | 0 | 0.00% | 0 | 0 | 0 |
| Total Votes Cast | 128 | 100.00% | 76 | 52 | 0 |
| Overvotes | 0 | | 0 | 0 | 0 |
| Undervotes | 6 | | 5 | 1 | 0 |

DEM SENATOR IN THE GENERAL ASSEMBLY 50TH DISTRICT

Vote For 1

| | TOTAL | VOTE % | ELECTIO N DAY | MAIL VOTE | PROVISI ONAL |
|------------------|-------|---------|------------------|--------------|-----------------|
| RIANNA CZECH | 113 | 100.00% | 67 | 46 | 0 |
| Write-In Totals | 0 | 0.00% | 0 | 0 | 0 |
| Total Votes Cast | 113 | 100.00% | 67 | 46 | 0 |
| Overvotes | 0 | | 0 | 0 | 0 |
| Undervotes | 21 | | 14 | 7 | 0 |

DEM REPRESENTATIVE IN THE GENERAL ASSEMBLY 9TH DISTRICT

Vote For 1

| | TOTAL | VOTE % | ELECTIO N DAY | MAIL VOTE | PROVISI ONAL |
|------------------|-------|---------|------------------|--------------|-----------------|
| CHRIS SAINATO | 132 | 100.00% | 80 | 52 | 0 |
| Write-In Totals | 0 | 0.00% | 0 | 0 | 0 |
| Total Votes Cast | 132 | 100.00% | 80 | 52 | 0 |
| Overvotes | 0 | | 0 | 0 | 0 |
| Undervotes | 2 | | 1 | 1 | 0 |

DEM MEMBER OF DEMOCRATIC STATE COMMITTEE

Vote For 2

| | TOTAL | VOTE % | ELECTIO N DAY | MAIL VOTE | PROVISI ONAL |
|-------------------|-------|---------|------------------|--------------|-----------------|
| MIRA LOU THOMPSON | 122 | 96.06% | 70 | 52 | 0 |
| Write-In Totals | 5 | 3.94% | 4 | 1 | 0 |
| Total Votes Cast | 127 | 100.00% | 74 | 53 | 0 |
| Overvotes | 0 | | 0 | 0 | 0 |
| Undervotes | 141 | | 88 | 53 | 0 |

DEM MEMBER OF DEMOCRATIC COUNTY COMMITTEE - MALE Union Twp 2

Vote For 1

| | TOTAL | VOTE % | ELECTIO N DAY | MAIL VOTE | PROVISI ONAL |
|------------------|-------|---------|------------------|--------------|-----------------|
| Write-In Totals | 10 | 100.00% | 5 | 5 | 0 |
| Total Votes Cast | 10 | 100.00% | 5 | 5 | 0 |
| Overvotes | 0 | | 0 | 0 | 0 |
| Undervotes | 124 | | 76 | 48 | 0 |

Union Twp 2

DEM MEMBER OF DEMOCRATIC COUNTY COMMITTEE - FEMALE Union Twp 2

Vote For 1

| | TOTAL | VOTE % | ELECTIO N DAY | MAIL VOTE | PROVISI ONAL |
|------------------|-------|---------|------------------|--------------|-----------------|
| Write-In Totals | 9 | 100.00% | 4 | 5 | 0 |
| Total Votes Cast | 9 | 100.00% | 4 | 5 | 0 |
| Overvotes | 0 | | 0 | 0 | 0 |
| Undervotes | 125 | | 77 | 48 | 0 |

REP UNITED STATES SENATOR

Vote For 1

| | TOTAL | VOTE % | ELECTIO N DAY | MAIL VOTE | PROVISI ONAL |
|------------------|-------|---------|------------------|--------------|-----------------|
| KATHY BARNETTE | 11 | 11.22% | 9 | 2 | 0 |
| MEHMET OZ | 43 | 43.88% | 40 | 3 | 0 |
| GEORGE BOCHETTO | 2 | 2.04% | 2 | 0 | 0 |
| JEFF BARTOS | 6 | 6.12% | 5 | 1 | 0 |
| DAVE MCCORMICK | 27 | 27.55% | 23 | 4 | 0 |
| SEAN GALE | 1 | 1.02% | 1 | 0 | 0 |
| CARLA SANDS | 8 | 8.16% | 8 | 0 | 0 |
| Write-In Totals | 0 | 0.00% | 0 | 0 | 0 |
| Total Votes Cast | 98 | 100.00% | 88 | 10 | 0 |
| Overvotes | 0 | | 0 | 0 | 0 |
| Undervotes | 4 | | 3 | 1 | 0 |

REP GOVERNOR

Vote For 1

| | TOTAL | VOTE % | ELECTIO N DAY | MAIL VOTE | PROVISI ONAL |
|---------------------|-------|---------|------------------|--------------|-----------------|
| LOU BARLETTA | 14 | 14.29% | 14 | 0 | 0 |
| DOUGLAS V MASTRIANO | 44 | 44.90% | 44 | 0 | 0 |
| NCHE ZAMA | 0 | 0.00% | 0 | 0 | 0 |
| DAVE WHITE | 9 | 9.18% | 8 | 1 | 0 |
| MELISSA HART | 17 | 17.35% | 11 | 6 | 0 |
| BILL MCSWAIN | 13 | 13.27% | 11 | 2 | 0 |
| CHARLIE GEROW | 0 | 0.00% | 0 | 0 | 0 |
| JOE GALE | 0 | 0.00% | 0 | 0 | 0 |
| JAKE CORMAN | 1 | 1.02% | 0 | 1 | 0 |
| Write-In Totals | 0 | 0.00% | 0 | 0 | 0 |
| Total Votes Cast | 98 | 100.00% | 88 | 10 | 0 |
| Overvotes | 0 | | 0 | 0 | 0 |
| Undervotes | 4 | | 3 | 1 | 0 |

Union Twp 2

REP LIEUTENANT GOVERNOR

Vote For 1

| | TOTAL | VOTE % | ELECTIO N DAY | MAIL VOTE | PROVISI ONAL |
|-----------------------|-------|---------|------------------|--------------|-----------------|
| CLARICE SCHILLINGER | 6 | 6.32% | 4 | 2 | 0 |
| JAMES EARL JONES | 5 | 5.26% | 5 | 0 | 0 |
| RICK SACCONCONE | 12 | 12.63% | 12 | 0 | 0 |
| JOHN BROWN | 4 | 4.21% | 3 | 1 | 0 |
| CHRIS FRYE | 43 | 45.26% | 41 | 2 | 0 |
| JEFF COLEMAN | 3 | 3.16% | 3 | 0 | 0 |
| RUSS DIAMOND | 5 | 5.26% | 5 | 0 | 0 |
| CARRIE LEWIS DELROSSO | 14 | 14.74% | 11 | 3 | 0 |
| TEDDY DANIELS | 3 | 3.16% | 2 | 1 | 0 |
| Write-In Totals | 0 | 0.00% | 0 | 0 | 0 |
| Total Votes Cast | 95 | 100.00% | 86 | 9 | 0 |
| Overvotes | 0 | | 0 | 0 | 0 |
| Undervotes | 7 | | 5 | 2 | 0 |

REP REPRESENTATIVE IN CONGRESS 16TH DISTRICT

Vote For 1

| | TOTAL | VOTE % | ELECTIO N DAY | MAIL VOTE | PROVISI ONAL |
|------------------|-------|---------|------------------|--------------|-----------------|
| MIKE KELLY | 89 | 96.74% | 83 | 6 | 0 |
| Write-In Totals | 3 | 3.26% | 1 | 2 | 0 |
| Total Votes Cast | 92 | 100.00% | 84 | 8 | 0 |
| Overvotes | 0 | | 0 | 0 | 0 |
| Undervotes | 10 | | 7 | 3 | 0 |

REP SENATOR IN THE GENERAL ASSEMBLY 50TH DISTRICT

Vote For 1

| | TOTAL | VOTE % | ELECTIO N DAY | MAIL VOTE | PROVISI ONAL |
|------------------|-------|---------|------------------|--------------|-----------------|
| MICHELE BROOKS | 80 | 98.77% | 73 | 7 | 0 |
| Write-In Totals | 1 | 1.23% | 1 | 0 | 0 |
| Total Votes Cast | 81 | 100.00% | 74 | 7 | 0 |
| Overvotes | 0 | | 0 | 0 | 0 |
| Undervotes | 21 | | 17 | 4 | 0 |

REP REPRESENTATIVE IN THE GENERAL ASSEMBLY 9TH DISTRICT

Vote For 1

| | TOTAL | VOTE % | ELECTIO N DAY | MAIL VOTE | PROVISI ONAL |
|-------------------|-------|---------|------------------|--------------|-----------------|
| DARRYL AUDIA | 18 | 17.82% | 16 | 2 | 0 |
| NICK KERIN | 41 | 40.59% | 35 | 6 | 0 |
| MARLA GALLO BROWN | 40 | 39.60% | 38 | 2 | 0 |
| Write-In Totals | 2 | 1.98% | 1 | 1 | 0 |
| Total Votes Cast | 101 | 100.00% | 90 | 11 | 0 |
| Overvotes | 0 | | 0 | 0 | 0 |
| Undervotes | 1 | | 1 | 0 | 0 |

Union Twp 2

REP MEMBER OF REPUBLICAN STATE COMMITTEE

Vote For 2

| | TOTAL | VOTE % | ELECTIO N DAY | MAIL VOTE | PROVISI ONAL |
|------------------|-------|---------|------------------|--------------|-----------------|
| SHERRY J PATTON | 52 | 33.99% | 45 | 7 | 0 |
| JEANIE STEELE | 28 | 18.30% | 25 | 3 | 0 |
| DALE TURNER | 73 | 47.71% | 64 | 9 | 0 |
| Write-In Totals | 0 | 0.00% | 0 | 0 | 0 |
| Total Votes Cast | 153 | 100.00% | 134 | 19 | 0 |
| Overvotes | 0 | | 0 | 0 | 0 |
| Undervotes | 51 | | 48 | 3 | 0 |

Union Twp 3

Statistics

| | TOTAL | ELECTIO N DAY | MAIL VOTE | PROVISI ONAL |
|---------------------------------|--------|------------------|--------------|-----------------|
| Registered Voters - Total | 843 | | | |
| Registered Voters - DEMOCRATIC | 379 | | | |
| Registered Voters - REPUBLICAN | 363 | | | |
| Registered Voters - NONPARTISAN | 101 | | | |
| Ballots Cast - Total | 314 | 199 | 115 | 0 |
| Ballots Cast - DEMOCRATIC | 161 | 70 | 91 | 0 |
| Ballots Cast - REPUBLICAN | 153 | 129 | 24 | 0 |
| Ballots Cast - NONPARTISAN | 0 | 0 | 0 | 0 |
| Ballots Cast - Blank | 0 | 0 | 0 | 0 |
| Voter Turnout - Total | 37.25% | | | |
| Voter Turnout - DEMOCRATIC | 42.48% | | | |
| Voter Turnout - REPUBLICAN | 42.15% | | | |
| Voter Turnout - NONPARTISAN | 0.00% | | | |

DEM UNITED STATES SENATOR

Vote For 1

| | TOTAL | VOTE % | ELECTIO N DAY | MAIL VOTE | PROVISI ONAL |
|------------------|-------|---------|------------------|--------------|-----------------|
| ALEX KHALIL | 2 | 1.28% | 1 | 1 | 0 |
| CONOR LAMB | 49 | 31.41% | 20 | 29 | 0 |
| MALCOLM KENYATTA | 4 | 2.56% | 1 | 3 | 0 |
| JOHN FETTERMAN | 100 | 64.10% | 43 | 57 | 0 |
| Write-In Totals | 1 | 0.64% | 1 | 0 | 0 |
| Total Votes Cast | 156 | 100.00% | 66 | 90 | 0 |
| Overvotes | 0 | | 0 | 0 | 0 |
| Undervotes | 5 | | 4 | 1 | 0 |

DEM GOVERNOR

Vote For 1

| | TOTAL | VOTE % | ELECTIO N DAY | MAIL VOTE | PROVISI ONAL |
|------------------|-------|---------|------------------|--------------|-----------------|
| JOSH SHAPIRO | 152 | 98.06% | 63 | 89 | 0 |
| Write-In Totals | 3 | 1.94% | 2 | 1 | 0 |
| Total Votes Cast | 155 | 100.00% | 65 | 90 | 0 |
| Overvotes | 0 | | 0 | 0 | 0 |
| Undervotes | 6 | | 5 | 1 | 0 |

DEM LIEUTENANT GOVERNOR

Vote For 1

| | TOTAL | VOTE % | ELECTIO N DAY | MAIL VOTE | PROVISI ONAL |
|------------------|-------|---------|------------------|--------------|-----------------|
| AUSTIN DAVIS | 120 | 82.19% | 48 | 72 | 0 |
| RAY SOSA | 7 | 4.79% | 2 | 5 | 0 |
| BRIAN SIMS | 16 | 10.96% | 9 | 7 | 0 |
| Write-In Totals | 3 | 2.05% | 3 | 0 | 0 |
| Total Votes Cast | 146 | 100.00% | 62 | 84 | 0 |
| Overvotes | 0 | | 0 | 0 | 0 |
| Undervotes | 15 | | 8 | 7 | 0 |

Union Twp 3

DEM REPRESENTATIVE IN CONGRESS 16TH DISTRICT

Vote For 1

| | TOTAL | VOTE % | ELECTIO N DAY | MAIL VOTE | PROVISI ONAL |
|------------------|-------|---------|------------------|--------------|-----------------|
| DAN PASTORE | 22 | 14.19% | 7 | 15 | 0 |
| RICK TELESZ | 132 | 85.16% | 61 | 71 | 0 |
| Write-In Totals | 1 | 0.65% | 1 | 0 | 0 |
| Total Votes Cast | 155 | 100.00% | 69 | 86 | 0 |
| Overvotes | 0 | | 0 | 0 | 0 |
| Undervotes | 6 | | 1 | 5 | 0 |

DEM SENATOR IN THE GENERAL ASSEMBLY 50TH DISTRICT

Vote For 1

| | TOTAL | VOTE % | ELECTIO N DAY | MAIL VOTE | PROVISI ONAL |
|------------------|-------|---------|------------------|--------------|-----------------|
| RIANNA CZECH | 129 | 100.00% | 53 | 76 | 0 |
| Write-In Totals | 0 | 0.00% | 0 | 0 | 0 |
| Total Votes Cast | 129 | 100.00% | 53 | 76 | 0 |
| Overvotes | 0 | | 0 | 0 | 0 |
| Undervotes | 32 | | 17 | 15 | 0 |

DEM REPRESENTATIVE IN THE GENERAL ASSEMBLY 9TH DISTRICT

Vote For 1

| | TOTAL | VOTE % | ELECTIO N DAY | MAIL VOTE | PROVISI ONAL |
|------------------|-------|---------|------------------|--------------|-----------------|
| CHRIS SAINATO | 142 | 93.42% | 59 | 83 | 0 |
| Write-In Totals | 10 | 6.58% | 6 | 4 | 0 |
| Total Votes Cast | 152 | 100.00% | 65 | 87 | 0 |
| Overvotes | 0 | | 0 | 0 | 0 |
| Undervotes | 9 | | 5 | 4 | 0 |

DEM MEMBER OF DEMOCRATIC STATE COMMITTEE

Vote For 2

| | TOTAL | VOTE % | ELECTIO N DAY | MAIL VOTE | PROVISI ONAL |
|-------------------|-------|---------|------------------|--------------|-----------------|
| MIRA LOU THOMPSON | 140 | 95.89% | 59 | 81 | 0 |
| Write-In Totals | 6 | 4.11% | 3 | 3 | 0 |
| Total Votes Cast | 146 | 100.00% | 62 | 84 | 0 |
| Overvotes | 0 | | 0 | 0 | 0 |
| Undervotes | 176 | | 78 | 98 | 0 |

DEM MEMBER OF DEMOCRATIC COUNTY COMMITTEE - MALE Union Twp 3

Vote For 1

| | TOTAL | VOTE % | ELECTIO N DAY | MAIL VOTE | PROVISI ONAL |
|------------------|-------|---------|------------------|--------------|-----------------|
| Write-In Totals | 19 | 100.00% | 7 | 12 | 0 |
| Total Votes Cast | 19 | 100.00% | 7 | 12 | 0 |
| Overvotes | 0 | | 0 | 0 | 0 |
| Undervotes | 142 | | 63 | 79 | 0 |

Union Twp 3

DEM MEMBER OF DEMOCRATIC COUNTY COMMITTEE - FEMALE Union Twp 3

Vote For 1

| | TOTAL | VOTE % | ELECTIO N DAY | MAIL VOTE | PROVISI ONAL |
|------------------|-------|---------|------------------|--------------|-----------------|
| Write-In Totals | 12 | 100.00% | 3 | 9 | 0 |
| Total Votes Cast | 12 | 100.00% | 3 | 9 | 0 |
| Overvotes | 0 | | 0 | 0 | 0 |
| Undervotes | 149 | | 67 | 82 | 0 |

REP UNITED STATES SENATOR

Vote For 1

| | TOTAL | VOTE % | ELECTIO N DAY | MAIL VOTE | PROVISI ONAL |
|------------------|-------|---------|------------------|--------------|-----------------|
| KATHY BARNETTE | 25 | 16.67% | 22 | 3 | 0 |
| MEHMET OZ | 60 | 40.00% | 51 | 9 | 0 |
| GEORGE BOCHETTO | 1 | 0.67% | 1 | 0 | 0 |
| JEFF BARTOS | 3 | 2.00% | 2 | 1 | 0 |
| DAVE MCCORMICK | 52 | 34.67% | 42 | 10 | 0 |
| SEAN GALE | 2 | 1.33% | 1 | 1 | 0 |
| CARLA SANDS | 7 | 4.67% | 7 | 0 | 0 |
| Write-In Totals | 0 | 0.00% | 0 | 0 | 0 |
| Total Votes Cast | 150 | 100.00% | 126 | 24 | 0 |
| Overvotes | 0 | | 0 | 0 | 0 |
| Undervotes | 3 | | 3 | 0 | 0 |

REP GOVERNOR

Vote For 1

| | TOTAL | VOTE % | ELECTIO N DAY | MAIL VOTE | PROVISI ONAL |
|---------------------|-------|---------|------------------|--------------|-----------------|
| LOU BARLETTA | 16 | 10.60% | 15 | 1 | 0 |
| DOUGLAS V MASTRIANO | 63 | 41.72% | 63 | 0 | 0 |
| NCHE ZAMA | 0 | 0.00% | 0 | 0 | 0 |
| DAVE WHITE | 13 | 8.61% | 7 | 6 | 0 |
| MELISSA HART | 19 | 12.58% | 12 | 7 | 0 |
| BILL MCSWAIN | 35 | 23.18% | 25 | 10 | 0 |
| CHARLIE GEROW | 1 | 0.66% | 1 | 0 | 0 |
| JOE GALE | 2 | 1.32% | 2 | 0 | 0 |
| JAKE CORMAN | 2 | 1.32% | 2 | 0 | 0 |
| Write-In Totals | 0 | 0.00% | 0 | 0 | 0 |
| Total Votes Cast | 151 | 100.00% | 127 | 24 | 0 |
| Overvotes | 1 | | 1 | 0 | 0 |
| Undervotes | 1 | | 1 | 0 | 0 |

Union Twp 3

REP LIEUTENANT GOVERNOR

Vote For 1

| | TOTAL | VOTE % | ELECTIO N DAY | MAIL VOTE | PROVISI ONAL |
|-----------------------|-------|---------|------------------|--------------|-----------------|
| CLARICE SCHILLINGER | 2 | 1.33% | 2 | 0 | 0 |
| JAMES EARL JONES | 3 | 2.00% | 3 | 0 | 0 |
| RICK SACCONI | 13 | 8.67% | 10 | 3 | 0 |
| JOHN BROWN | 4 | 2.67% | 4 | 0 | 0 |
| CHRIS FRYE | 78 | 52.00% | 64 | 14 | 0 |
| JEFF COLEMAN | 3 | 2.00% | 1 | 2 | 0 |
| RUSS DIAMOND | 4 | 2.67% | 4 | 0 | 0 |
| CARRIE LEWIS DELROSSO | 38 | 25.33% | 33 | 5 | 0 |
| TEDDY DANIELS | 5 | 3.33% | 5 | 0 | 0 |
| Write-In Totals | 0 | 0.00% | 0 | 0 | 0 |
| Total Votes Cast | 150 | 100.00% | 126 | 24 | 0 |
| Overvotes | 0 | | 0 | 0 | 0 |
| Undervotes | 3 | | 3 | 0 | 0 |

REP REPRESENTATIVE IN CONGRESS 16TH DISTRICT

Vote For 1

| | TOTAL | VOTE % | ELECTIO N DAY | MAIL VOTE | PROVISI ONAL |
|------------------|-------|---------|------------------|--------------|-----------------|
| MIKE KELLY | 140 | 100.00% | 119 | 21 | 0 |
| Write-In Totals | 0 | 0.00% | 0 | 0 | 0 |
| Total Votes Cast | 140 | 100.00% | 119 | 21 | 0 |
| Overvotes | 0 | | 0 | 0 | 0 |
| Undervotes | 13 | | 10 | 3 | 0 |

REP SENATOR IN THE GENERAL ASSEMBLY 50TH DISTRICT

Vote For 1

| | TOTAL | VOTE % | ELECTIO N DAY | MAIL VOTE | PROVISI ONAL |
|------------------|-------|---------|------------------|--------------|-----------------|
| MICHELE BROOKS | 137 | 99.28% | 114 | 23 | 0 |
| Write-In Totals | 1 | 0.72% | 1 | 0 | 0 |
| Total Votes Cast | 138 | 100.00% | 115 | 23 | 0 |
| Overvotes | 0 | | 0 | 0 | 0 |
| Undervotes | 15 | | 14 | 1 | 0 |

REP REPRESENTATIVE IN THE GENERAL ASSEMBLY 9TH DISTRICT

Vote For 1

| | TOTAL | VOTE % | ELECTIO N DAY | MAIL VOTE | PROVISI ONAL |
|-------------------|-------|---------|------------------|--------------|-----------------|
| DARRYL AUDIA | 23 | 15.33% | 18 | 5 | 0 |
| NICK KERIN | 55 | 36.67% | 51 | 4 | 0 |
| MARLA GALLO BROWN | 72 | 48.00% | 58 | 14 | 0 |
| Write-In Totals | 0 | 0.00% | 0 | 0 | 0 |
| Total Votes Cast | 150 | 100.00% | 127 | 23 | 0 |
| Overvotes | 0 | | 0 | 0 | 0 |
| Undervotes | 3 | | 2 | 1 | 0 |

Union Twp 3

REP MEMBER OF REPUBLICAN STATE COMMITTEE

Vote For 2

| | TOTAL | VOTE % | ELECTIO N DAY | MAIL VOTE | PROVISI ONAL |
|------------------|-------|---------|------------------|--------------|-----------------|
| SHERRY J PATTON | 80 | 33.06% | 60 | 20 | 0 |
| JEANIE STEELE | 41 | 16.94% | 36 | 5 | 0 |
| DALE TURNER | 118 | 48.76% | 99 | 19 | 0 |
| Write-In Totals | 3 | 1.24% | 3 | 0 | 0 |
| Total Votes Cast | 242 | 100.00% | 198 | 44 | 0 |
| Overvotes | 0 | | 0 | 0 | 0 |
| Undervotes | 64 | | 60 | 4 | 0 |

Union Twp 4

Statistics

| | TOTAL | ELECTIO N DAY | MAIL VOTE | PROVISI ONAL |
|---------------------------------|--------|------------------|--------------|-----------------|
| Registered Voters - Total | 940 | | | |
| Registered Voters - DEMOCRATIC | 454 | | | |
| Registered Voters - REPUBLICAN | 368 | | | |
| Registered Voters - NONPARTISAN | 118 | | | |
| Ballots Cast - Total | 278 | 220 | 58 | 0 |
| Ballots Cast - DEMOCRATIC | 144 | 97 | 47 | 0 |
| Ballots Cast - REPUBLICAN | 134 | 123 | 11 | 0 |
| Ballots Cast - NONPARTISAN | 0 | 0 | 0 | 0 |
| Ballots Cast - Blank | 2 | 2 | 0 | 0 |
| Voter Turnout - Total | 29.57% | | | |
| Voter Turnout - DEMOCRATIC | 31.72% | | | |
| Voter Turnout - REPUBLICAN | 36.41% | | | |
| Voter Turnout - NONPARTISAN | 0.00% | | | |

DEM UNITED STATES SENATOR

Vote For 1

| | TOTAL | VOTE % | ELECTIO N DAY | MAIL VOTE | PROVISI ONAL |
|------------------|-------|---------|------------------|--------------|-----------------|
| ALEX KHALIL | 2 | 1.44% | 2 | 0 | 0 |
| CONOR LAMB | 46 | 33.09% | 27 | 19 | 0 |
| MALCOLM KENYATTA | 8 | 5.76% | 6 | 2 | 0 |
| JOHN FETTERMAN | 80 | 57.55% | 54 | 26 | 0 |
| Write-In Totals | 3 | 2.16% | 3 | 0 | 0 |
| Total Votes Cast | 139 | 100.00% | 92 | 47 | 0 |
| Overvotes | 0 | | 0 | 0 | 0 |
| Undervotes | 5 | | 5 | 0 | 0 |

DEM GOVERNOR

Vote For 1

| | TOTAL | VOTE % | ELECTIO N DAY | MAIL VOTE | PROVISI ONAL |
|------------------|-------|---------|------------------|--------------|-----------------|
| JOSH SHAPIRO | 123 | 94.62% | 78 | 45 | 0 |
| Write-In Totals | 7 | 5.38% | 7 | 0 | 0 |
| Total Votes Cast | 130 | 100.00% | 85 | 45 | 0 |
| Overvotes | 0 | | 0 | 0 | 0 |
| Undervotes | 14 | | 12 | 2 | 0 |

DEM LIEUTENANT GOVERNOR

Vote For 1

| | TOTAL | VOTE % | ELECTIO N DAY | MAIL VOTE | PROVISI ONAL |
|------------------|-------|---------|------------------|--------------|-----------------|
| AUSTIN DAVIS | 102 | 77.86% | 61 | 41 | 0 |
| RAY SOSA | 7 | 5.34% | 6 | 1 | 0 |
| BRIAN SIMS | 18 | 13.74% | 13 | 5 | 0 |
| Write-In Totals | 4 | 3.05% | 4 | 0 | 0 |
| Total Votes Cast | 131 | 100.00% | 84 | 47 | 0 |
| Overvotes | 0 | | 0 | 0 | 0 |
| Undervotes | 13 | | 13 | 0 | 0 |

Union Twp 4

DEM REPRESENTATIVE IN CONGRESS 16TH DISTRICT

Vote For 1

| | TOTAL | VOTE % | ELECTIO N DAY | MAIL VOTE | PROVISI ONAL |
|------------------|-------|---------|------------------|--------------|-----------------|
| DAN PASTORE | 15 | 11.11% | 12 | 3 | 0 |
| RICK TELESZ | 117 | 86.67% | 74 | 43 | 0 |
| Write-In Totals | 3 | 2.22% | 3 | 0 | 0 |
| Total Votes Cast | 135 | 100.00% | 89 | 46 | 0 |
| Overvotes | 0 | | 0 | 0 | 0 |
| Undervotes | 9 | | 8 | 1 | 0 |

DEM SENATOR IN THE GENERAL ASSEMBLY 50TH DISTRICT

Vote For 1

| | TOTAL | VOTE % | ELECTIO N DAY | MAIL VOTE | PROVISI ONAL |
|------------------|-------|---------|------------------|--------------|-----------------|
| RIANNA CZECH | 113 | 97.41% | 69 | 44 | 0 |
| Write-In Totals | 3 | 2.59% | 3 | 0 | 0 |
| Total Votes Cast | 116 | 100.00% | 72 | 44 | 0 |
| Overvotes | 0 | | 0 | 0 | 0 |
| Undervotes | 28 | | 25 | 3 | 0 |

DEM REPRESENTATIVE IN THE GENERAL ASSEMBLY 9TH DISTRICT

Vote For 1

| | TOTAL | VOTE % | ELECTIO N DAY | MAIL VOTE | PROVISI ONAL |
|------------------|-------|---------|------------------|--------------|-----------------|
| CHRIS SAINATO | 124 | 95.38% | 79 | 45 | 0 |
| Write-In Totals | 6 | 4.62% | 6 | 0 | 0 |
| Total Votes Cast | 130 | 100.00% | 85 | 45 | 0 |
| Overvotes | 0 | | 0 | 0 | 0 |
| Undervotes | 14 | | 12 | 2 | 0 |

DEM MEMBER OF DEMOCRATIC STATE COMMITTEE

Vote For 2

| | TOTAL | VOTE % | ELECTIO N DAY | MAIL VOTE | PROVISI ONAL |
|-------------------|-------|---------|------------------|--------------|-----------------|
| MIRA LOU THOMPSON | 120 | 93.75% | 75 | 45 | 0 |
| Write-In Totals | 8 | 6.25% | 8 | 0 | 0 |
| Total Votes Cast | 128 | 100.00% | 83 | 45 | 0 |
| Overvotes | 0 | | 0 | 0 | 0 |
| Undervotes | 160 | | 111 | 49 | 0 |

DEM MEMBER OF DEMOCRATIC COUNTY COMMITTEE - MALE Union Twp 4

Vote For 1

| | TOTAL | VOTE % | ELECTIO N DAY | MAIL VOTE | PROVISI ONAL |
|------------------|-------|---------|------------------|--------------|-----------------|
| Write-In Totals | 13 | 100.00% | 11 | 2 | 0 |
| Total Votes Cast | 13 | 100.00% | 11 | 2 | 0 |
| Overvotes | 0 | | 0 | 0 | 0 |
| Undervotes | 131 | | 86 | 45 | 0 |

Union Twp 4

DEM MEMBER OF DEMOCRATIC COUNTY COMMITTEE - FEMALE Union Twp 4

Vote For 1

| | TOTAL | VOTE % | ELECTIO N DAY | MAIL VOTE | PROVISI ONAL |
|------------------|-------|---------|------------------|--------------|-----------------|
| Write-In Totals | 13 | 100.00% | 9 | 4 | 0 |
| Total Votes Cast | 13 | 100.00% | 9 | 4 | 0 |
| Overvotes | 0 | | 0 | 0 | 0 |
| Undervotes | 131 | | 88 | 43 | 0 |

REP UNITED STATES SENATOR

Vote For 1

| | TOTAL | VOTE % | ELECTIO N DAY | MAIL VOTE | PROVISI ONAL |
|------------------|-------|---------|------------------|--------------|-----------------|
| KATHY BARNETTE | 23 | 17.69% | 23 | 0 | 0 |
| MEHMET OZ | 59 | 45.38% | 57 | 2 | 0 |
| GEORGE BOCHETTO | 3 | 2.31% | 2 | 1 | 0 |
| JEFF BARTOS | 4 | 3.08% | 3 | 1 | 0 |
| DAVE MCCORMICK | 31 | 23.85% | 26 | 5 | 0 |
| SEAN GALE | 0 | 0.00% | 0 | 0 | 0 |
| CARLA SANDS | 9 | 6.92% | 7 | 2 | 0 |
| Write-In Totals | 1 | 0.77% | 1 | 0 | 0 |
| Total Votes Cast | 130 | 100.00% | 119 | 11 | 0 |
| Overvotes | 0 | | 0 | 0 | 0 |
| Undervotes | 3 | | 3 | 0 | 0 |

REP GOVERNOR

Vote For 1

| | TOTAL | VOTE % | ELECTIO N DAY | MAIL VOTE | PROVISI ONAL |
|---------------------|-------|---------|------------------|--------------|-----------------|
| LOU BARLETTA | 17 | 12.78% | 16 | 1 | 0 |
| DOUGLAS V MASTRIANO | 66 | 49.62% | 64 | 2 | 0 |
| NCHE ZAMA | 1 | 0.75% | 0 | 1 | 0 |
| DAVE WHITE | 8 | 6.02% | 6 | 2 | 0 |
| MELISSA HART | 17 | 12.78% | 14 | 3 | 0 |
| BILL MCSWAIN | 18 | 13.53% | 16 | 2 | 0 |
| CHARLIE GEROW | 1 | 0.75% | 1 | 0 | 0 |
| JOE GALE | 0 | 0.00% | 0 | 0 | 0 |
| JAKE CORMAN | 4 | 3.01% | 4 | 0 | 0 |
| Write-In Totals | 1 | 0.75% | 1 | 0 | 0 |
| Total Votes Cast | 133 | 100.00% | 122 | 11 | 0 |
| Overvotes | 0 | | 0 | 0 | 0 |
| Undervotes | 1 | | 1 | 0 | 0 |

Union Twp 4

REP LIEUTENANT GOVERNOR

Vote For 1

| | TOTAL | VOTE % | ELECTIO N DAY | MAIL VOTE | PROVISI ONAL |
|-----------------------|-------|---------|------------------|--------------|-----------------|
| CLARICE SCHILLINGER | 1 | 0.81% | 1 | 0 | 0 |
| JAMES EARL JONES | 4 | 3.23% | 4 | 0 | 0 |
| RICK SACCONI | 10 | 8.06% | 10 | 0 | 0 |
| JOHN BROWN | 3 | 2.42% | 3 | 0 | 0 |
| CHRIS FRYE | 59 | 47.58% | 54 | 5 | 0 |
| JEFF COLEMAN | 3 | 2.42% | 3 | 0 | 0 |
| RUSS DIAMOND | 4 | 3.23% | 4 | 0 | 0 |
| CARRIE LEWIS DELROSSO | 31 | 25.00% | 30 | 1 | 0 |
| TEDDY DANIELS | 9 | 7.26% | 5 | 4 | 0 |
| Write-In Totals | 0 | 0.00% | 0 | 0 | 0 |
| Total Votes Cast | 124 | 100.00% | 114 | 10 | 0 |
| Overvotes | 0 | | 0 | 0 | 0 |
| Undervotes | 10 | | 9 | 1 | 0 |

REP REPRESENTATIVE IN CONGRESS 16TH DISTRICT

Vote For 1

| | TOTAL | VOTE % | ELECTIO N DAY | MAIL VOTE | PROVISI ONAL |
|------------------|-------|---------|------------------|--------------|-----------------|
| MIKE KELLY | 122 | 100.00% | 113 | 9 | 0 |
| Write-In Totals | 0 | 0.00% | 0 | 0 | 0 |
| Total Votes Cast | 122 | 100.00% | 113 | 9 | 0 |
| Overvotes | 0 | | 0 | 0 | 0 |
| Undervotes | 12 | | 10 | 2 | 0 |

REP SENATOR IN THE GENERAL ASSEMBLY 50TH DISTRICT

Vote For 1

| | TOTAL | VOTE % | ELECTIO N DAY | MAIL VOTE | PROVISI ONAL |
|------------------|-------|---------|------------------|--------------|-----------------|
| MICHELE BROOKS | 117 | 100.00% | 108 | 9 | 0 |
| Write-In Totals | 0 | 0.00% | 0 | 0 | 0 |
| Total Votes Cast | 117 | 100.00% | 108 | 9 | 0 |
| Overvotes | 0 | | 0 | 0 | 0 |
| Undervotes | 17 | | 15 | 2 | 0 |

REP REPRESENTATIVE IN THE GENERAL ASSEMBLY 9TH DISTRICT

Vote For 1

| | TOTAL | VOTE % | ELECTIO N DAY | MAIL VOTE | PROVISI ONAL |
|-------------------|-------|---------|------------------|--------------|-----------------|
| DARRYL AUDIA | 28 | 22.05% | 24 | 4 | 0 |
| NICK KERIN | 37 | 29.13% | 33 | 4 | 0 |
| MARLA GALLO BROWN | 61 | 48.03% | 59 | 2 | 0 |
| Write-In Totals | 1 | 0.79% | 1 | 0 | 0 |
| Total Votes Cast | 127 | 100.00% | 117 | 10 | 0 |
| Overvotes | 0 | | 0 | 0 | 0 |
| Undervotes | 7 | | 6 | 1 | 0 |

Union Twp 4

REP MEMBER OF REPUBLICAN STATE COMMITTEE

Vote For 2

| | TOTAL | VOTE % | ELECTIO N DAY | MAIL VOTE | PROVISI ONAL |
|------------------|-------|---------|------------------|--------------|-----------------|
| SHERRY J PATTON | 81 | 38.39% | 73 | 8 | 0 |
| JEANIE STEELE | 26 | 12.32% | 23 | 3 | 0 |
| DALE TURNER | 104 | 49.29% | 94 | 10 | 0 |
| Write-In Totals | 0 | 0.00% | 0 | 0 | 0 |
| Total Votes Cast | 211 | 100.00% | 190 | 21 | 0 |
| Overvotes | 0 | | 0 | 0 | 0 |
| Undervotes | 57 | | 56 | 1 | 0 |

Washington Twp

Statistics

| | TOTAL | ELECTIO N DAY | MAIL VOTE | PROVISI ONAL |
|---------------------------------|--------|------------------|--------------|-----------------|
| Registered Voters - Total | 540 | | | |
| Registered Voters - DEMOCRATIC | 136 | | | |
| Registered Voters - REPUBLICAN | 342 | | | |
| Registered Voters - NONPARTISAN | 62 | | | |
| Ballots Cast - Total | 229 | 196 | 33 | 0 |
| Ballots Cast - DEMOCRATIC | 63 | 39 | 24 | 0 |
| Ballots Cast - REPUBLICAN | 166 | 157 | 9 | 0 |
| Ballots Cast - NONPARTISAN | 0 | 0 | 0 | 0 |
| Ballots Cast - Blank | 0 | 0 | 0 | 0 |
| Voter Turnout - Total | 42.41% | | | |
| Voter Turnout - DEMOCRATIC | 46.32% | | | |
| Voter Turnout - REPUBLICAN | 48.54% | | | |
| Voter Turnout - NONPARTISAN | 0.00% | | | |

DEM UNITED STATES SENATOR

Vote For 1

| | TOTAL | VOTE % | ELECTIO N DAY | MAIL VOTE | PROVISI ONAL |
|------------------|-------|---------|------------------|--------------|-----------------|
| ALEX KHALIL | 1 | 1.67% | 1 | 0 | 0 |
| CONOR LAMB | 28 | 46.67% | 16 | 12 | 0 |
| MALCOLM KENYATTA | 0 | 0.00% | 0 | 0 | 0 |
| JOHN FETTERMAN | 31 | 51.67% | 20 | 11 | 0 |
| Write-In Totals | 0 | 0.00% | 0 | 0 | 0 |
| Total Votes Cast | 60 | 100.00% | 37 | 23 | 0 |
| Overvotes | 0 | | 0 | 0 | 0 |
| Undervotes | 3 | | 2 | 1 | 0 |

DEM GOVERNOR

Vote For 1

| | TOTAL | VOTE % | ELECTIO N DAY | MAIL VOTE | PROVISI ONAL |
|------------------|-------|---------|------------------|--------------|-----------------|
| JOSH SHAPIRO | 58 | 96.67% | 37 | 21 | 0 |
| Write-In Totals | 2 | 3.33% | 2 | 0 | 0 |
| Total Votes Cast | 60 | 100.00% | 39 | 21 | 0 |
| Overvotes | 0 | | 0 | 0 | 0 |
| Undervotes | 3 | | 0 | 3 | 0 |

DEM LIEUTENANT GOVERNOR

Vote For 1

| | TOTAL | VOTE % | ELECTIO N DAY | MAIL VOTE | PROVISI ONAL |
|------------------|-------|---------|------------------|--------------|-----------------|
| AUSTIN DAVIS | 38 | 67.86% | 24 | 14 | 0 |
| RAY SOSA | 6 | 10.71% | 4 | 2 | 0 |
| BRIAN SIMS | 11 | 19.64% | 9 | 2 | 0 |
| Write-In Totals | 1 | 1.79% | 0 | 1 | 0 |
| Total Votes Cast | 56 | 100.00% | 37 | 19 | 0 |
| Overvotes | 0 | | 0 | 0 | 0 |
| Undervotes | 7 | | 2 | 5 | 0 |

Washington Twp

DEM REPRESENTATIVE IN CONGRESS 16TH DISTRICT

Vote For 1

| | TOTAL | VOTE % | ELECTIO N DAY | MAIL VOTE | PROVISI ONAL |
|------------------|-------|---------|------------------|--------------|-----------------|
| DAN PASTORE | 7 | 11.67% | 3 | 4 | 0 |
| RICK TELESZ | 52 | 86.67% | 36 | 16 | 0 |
| Write-In Totals | 1 | 1.67% | 0 | 1 | 0 |
| Total Votes Cast | 60 | 100.00% | 39 | 21 | 0 |
| Overvotes | 0 | | 0 | 0 | 0 |
| Undervotes | 3 | | 0 | 3 | 0 |

DEM SENATOR IN THE GENERAL ASSEMBLY 50TH DISTRICT

Vote For 1

| | TOTAL | VOTE % | ELECTIO N DAY | MAIL VOTE | PROVISI ONAL |
|------------------|-------|---------|------------------|--------------|-----------------|
| RIANNA CZECH | 54 | 98.18% | 35 | 19 | 0 |
| Write-In Totals | 1 | 1.82% | 0 | 1 | 0 |
| Total Votes Cast | 55 | 100.00% | 35 | 20 | 0 |
| Overvotes | 0 | | 0 | 0 | 0 |
| Undervotes | 8 | | 4 | 4 | 0 |

DEM REPRESENTATIVE IN THE GENERAL ASSEMBLY 8TH DISTRICT

Vote For 1

| | TOTAL | VOTE % | ELECTIO N DAY | MAIL VOTE | PROVISI ONAL |
|------------------|-------|---------|------------------|--------------|-----------------|
| Write-In Totals | 5 | 100.00% | 3 | 2 | 0 |
| Total Votes Cast | 5 | 100.00% | 3 | 2 | 0 |
| Overvotes | 0 | | 0 | 0 | 0 |
| Undervotes | 58 | | 36 | 22 | 0 |

DEM MEMBER OF DEMOCRATIC STATE COMMITTEE

Vote For 2

| | TOTAL | VOTE % | ELECTIO N DAY | MAIL VOTE | PROVISI ONAL |
|-------------------|-------|---------|------------------|--------------|-----------------|
| MIRA LOU THOMPSON | 53 | 96.36% | 35 | 18 | 0 |
| Write-In Totals | 2 | 3.64% | 1 | 1 | 0 |
| Total Votes Cast | 55 | 100.00% | 36 | 19 | 0 |
| Overvotes | 0 | | 0 | 0 | 0 |
| Undervotes | 71 | | 42 | 29 | 0 |

DEM MEMBER OF DEMOCRATIC COUNTY COMMITTEE - MALE Washington Twp

Vote For 1

| | TOTAL | VOTE % | ELECTIO N DAY | MAIL VOTE | PROVISI ONAL |
|------------------|-------|---------|------------------|--------------|-----------------|
| Write-In Totals | 5 | 100.00% | 4 | 1 | 0 |
| Total Votes Cast | 5 | 100.00% | 4 | 1 | 0 |
| Overvotes | 0 | | 0 | 0 | 0 |
| Undervotes | 58 | | 35 | 23 | 0 |

Washington Twp

DEM MEMBER OF DEMOCRATIC COUNTY COMMITTEE - FEMALE Washington Twp

Vote For 1

| | TOTAL | VOTE % | ELECTIO N DAY | MAIL VOTE | PROVISI ONAL |
|------------------|-------|---------|------------------|--------------|-----------------|
| Write-In Totals | 3 | 100.00% | 2 | 1 | 0 |
| Total Votes Cast | 3 | 100.00% | 2 | 1 | 0 |
| Overvotes | 0 | | 0 | 0 | 0 |
| Undervotes | 60 | | 37 | 23 | 0 |

REP UNITED STATES SENATOR

Vote For 1

| | TOTAL | VOTE % | ELECTIO N DAY | MAIL VOTE | PROVISI ONAL |
|------------------|-------|---------|------------------|--------------|-----------------|
| KATHY BARNETTE | 47 | 29.01% | 45 | 2 | 0 |
| MEHMET OZ | 38 | 23.46% | 34 | 4 | 0 |
| GEORGE BOCHETTO | 0 | 0.00% | 0 | 0 | 0 |
| JEFF BARTOS | 14 | 8.64% | 14 | 0 | 0 |
| DAVE MCCORMICK | 57 | 35.19% | 54 | 3 | 0 |
| SEAN GALE | 1 | 0.62% | 1 | 0 | 0 |
| CARLA SANDS | 5 | 3.09% | 5 | 0 | 0 |
| Write-In Totals | 0 | 0.00% | 0 | 0 | 0 |
| Total Votes Cast | 162 | 100.00% | 153 | 9 | 0 |
| Overvotes | 1 | | 1 | 0 | 0 |
| Undervotes | 3 | | 3 | 0 | 0 |

REP GOVERNOR

Vote For 1

| | TOTAL | VOTE % | ELECTIO N DAY | MAIL VOTE | PROVISI ONAL |
|---------------------|-------|---------|------------------|--------------|-----------------|
| LOU BARLETTA | 12 | 7.32% | 12 | 0 | 0 |
| DOUGLAS V MASTRIANO | 114 | 69.51% | 111 | 3 | 0 |
| NCHE ZAMA | 0 | 0.00% | 0 | 0 | 0 |
| DAVE WHITE | 14 | 8.54% | 12 | 2 | 0 |
| MELISSA HART | 11 | 6.71% | 10 | 1 | 0 |
| BILL MCSWAIN | 11 | 6.71% | 8 | 3 | 0 |
| CHARLIE GEROW | 0 | 0.00% | 0 | 0 | 0 |
| JOE GALE | 1 | 0.61% | 1 | 0 | 0 |
| JAKE CORMAN | 0 | 0.00% | 0 | 0 | 0 |
| Write-In Totals | 1 | 0.61% | 1 | 0 | 0 |
| Total Votes Cast | 164 | 100.00% | 155 | 9 | 0 |
| Overvotes | 0 | | 0 | 0 | 0 |
| Undervotes | 2 | | 2 | 0 | 0 |

Washington Twp

REP LIEUTENANT GOVERNOR

Vote For 1

| | TOTAL | VOTE % | ELECTIO N DAY | MAIL VOTE | PROVISI ONAL |
|-----------------------|-------|---------|------------------|--------------|-----------------|
| CLARICE SCHILLINGER | 1 | 0.63% | 1 | 0 | 0 |
| JAMES EARL JONES | 7 | 4.40% | 7 | 0 | 0 |
| RICK SACCONI | 11 | 6.92% | 11 | 0 | 0 |
| JOHN BROWN | 3 | 1.89% | 3 | 0 | 0 |
| CHRIS FRYE | 77 | 48.43% | 72 | 5 | 0 |
| JEFF COLEMAN | 7 | 4.40% | 6 | 1 | 0 |
| RUSS DIAMOND | 4 | 2.52% | 4 | 0 | 0 |
| CARRIE LEWIS DELROSSO | 30 | 18.87% | 27 | 3 | 0 |
| TEDDY DANIELS | 19 | 11.95% | 19 | 0 | 0 |
| Write-In Totals | 0 | 0.00% | 0 | 0 | 0 |
| Total Votes Cast | 159 | 100.00% | 150 | 9 | 0 |
| Overvotes | 0 | | 0 | 0 | 0 |
| Undervotes | 7 | | 7 | 0 | 0 |

REP REPRESENTATIVE IN CONGRESS 16TH DISTRICT

Vote For 1

| | TOTAL | VOTE % | ELECTIO N DAY | MAIL VOTE | PROVISI ONAL |
|------------------|-------|---------|------------------|--------------|-----------------|
| MIKE KELLY | 160 | 98.77% | 151 | 9 | 0 |
| Write-In Totals | 2 | 1.23% | 2 | 0 | 0 |
| Total Votes Cast | 162 | 100.00% | 153 | 9 | 0 |
| Overvotes | 0 | | 0 | 0 | 0 |
| Undervotes | 4 | | 4 | 0 | 0 |

REP SENATOR IN THE GENERAL ASSEMBLY 50TH DISTRICT

Vote For 1

| | TOTAL | VOTE % | ELECTIO N DAY | MAIL VOTE | PROVISI ONAL |
|------------------|-------|---------|------------------|--------------|-----------------|
| MICHELE BROOKS | 161 | 100.00% | 152 | 9 | 0 |
| Write-In Totals | 0 | 0.00% | 0 | 0 | 0 |
| Total Votes Cast | 161 | 100.00% | 152 | 9 | 0 |
| Overvotes | 0 | | 0 | 0 | 0 |
| Undervotes | 5 | | 5 | 0 | 0 |

REP REPRESENTATIVE IN THE GENERAL ASSEMBLY 8TH DISTRICT

Vote For 1

| | TOTAL | VOTE % | ELECTIO N DAY | MAIL VOTE | PROVISI ONAL |
|------------------|-------|---------|------------------|--------------|-----------------|
| JOHN L KENNEDY | 42 | 25.77% | 38 | 4 | 0 |
| ERIC O DITULLIO | 2 | 1.23% | 1 | 1 | 0 |
| AARON BERNSTINE | 118 | 72.39% | 114 | 4 | 0 |
| Write-In Totals | 1 | 0.61% | 1 | 0 | 0 |
| Total Votes Cast | 163 | 100.00% | 154 | 9 | 0 |
| Overvotes | 0 | | 0 | 0 | 0 |
| Undervotes | 3 | | 3 | 0 | 0 |

Washington Twp

REP MEMBER OF REPUBLICAN STATE COMMITTEE

Vote For 2

| | TOTAL | VOTE % | ELECTIO N DAY | MAIL VOTE | PROVISI ONAL |
|------------------|-------|---------|------------------|--------------|-----------------|
| SHERRY J PATTON | 39 | 14.94% | 37 | 2 | 0 |
| JEANIE STEELE | 98 | 37.55% | 92 | 6 | 0 |
| DALE TURNER | 122 | 46.74% | 113 | 9 | 0 |
| Write-In Totals | 2 | 0.77% | 2 | 0 | 0 |
| Total Votes Cast | 261 | 100.00% | 244 | 17 | 0 |
| Overvotes | 0 | | 0 | 0 | 0 |
| Undervotes | 71 | | 70 | 1 | 0 |

Wayne Twp 1

Statistics

| | TOTAL | ELECTIO N DAY | MAIL VOTE | PROVISI ONAL |
|---------------------------------|--------|------------------|--------------|-----------------|
| Registered Voters - Total | 588 | | | |
| Registered Voters - DEMOCRATIC | 245 | | | |
| Registered Voters - REPUBLICAN | 278 | | | |
| Registered Voters - NONPARTISAN | 65 | | | |
| Ballots Cast - Total | 229 | 180 | 49 | 0 |
| Ballots Cast - DEMOCRATIC | 106 | 70 | 36 | 0 |
| Ballots Cast - REPUBLICAN | 123 | 110 | 13 | 0 |
| Ballots Cast - NONPARTISAN | 0 | 0 | 0 | 0 |
| Ballots Cast - Blank | 0 | 0 | 0 | 0 |
| Voter Turnout - Total | 38.95% | | | |
| Voter Turnout - DEMOCRATIC | 43.27% | | | |
| Voter Turnout - REPUBLICAN | 44.24% | | | |
| Voter Turnout - NONPARTISAN | 0.00% | | | |

DEM UNITED STATES SENATOR

Vote For 1

| | TOTAL | VOTE % | ELECTIO N DAY | MAIL VOTE | PROVISI ONAL |
|------------------|-------|---------|------------------|--------------|-----------------|
| ALEX KHALIL | 3 | 2.91% | 3 | 0 | 0 |
| CONOR LAMB | 33 | 32.04% | 20 | 13 | 0 |
| MALCOLM KENYATTA | 3 | 2.91% | 3 | 0 | 0 |
| JOHN FETTERMAN | 63 | 61.16% | 40 | 23 | 0 |
| Write-In Totals | 1 | 0.97% | 1 | 0 | 0 |
| Total Votes Cast | 103 | 100.00% | 67 | 36 | 0 |
| Overvotes | 2 | | 2 | 0 | 0 |
| Undervotes | 1 | | 1 | 0 | 0 |

DEM GOVERNOR

Vote For 1

| | TOTAL | VOTE % | ELECTIO N DAY | MAIL VOTE | PROVISI ONAL |
|------------------|-------|---------|------------------|--------------|-----------------|
| JOSH SHAPIRO | 94 | 97.92% | 59 | 35 | 0 |
| Write-In Totals | 2 | 2.08% | 2 | 0 | 0 |
| Total Votes Cast | 96 | 100.00% | 61 | 35 | 0 |
| Overvotes | 0 | | 0 | 0 | 0 |
| Undervotes | 10 | | 9 | 1 | 0 |

DEM LIEUTENANT GOVERNOR

Vote For 1

| | TOTAL | VOTE % | ELECTIO N DAY | MAIL VOTE | PROVISI ONAL |
|------------------|-------|---------|------------------|--------------|-----------------|
| AUSTIN DAVIS | 78 | 78.79% | 45 | 33 | 0 |
| RAY SOSA | 5 | 5.05% | 5 | 0 | 0 |
| BRIAN SIMS | 15 | 15.15% | 13 | 2 | 0 |
| Write-In Totals | 1 | 1.01% | 1 | 0 | 0 |
| Total Votes Cast | 99 | 100.00% | 64 | 35 | 0 |
| Overvotes | 1 | | 1 | 0 | 0 |
| Undervotes | 6 | | 5 | 1 | 0 |

Wayne Twp 1

DEM REPRESENTATIVE IN CONGRESS 16TH DISTRICT

Vote For 1

| | TOTAL | VOTE % | ELECTIO N DAY | MAIL VOTE | PROVISI ONAL |
|------------------|-------|---------|------------------|--------------|-----------------|
| DAN PASTORE | 19 | 19.19% | 12 | 7 | 0 |
| RICK TELESZ | 80 | 80.81% | 52 | 28 | 0 |
| Write-In Totals | 0 | 0.00% | 0 | 0 | 0 |
| Total Votes Cast | 99 | 100.00% | 64 | 35 | 0 |
| Overvotes | 1 | | 1 | 0 | 0 |
| Undervotes | 6 | | 5 | 1 | 0 |

DEM REPRESENTATIVE IN THE GENERAL ASSEMBLY 8TH DISTRICT

Vote For 1

| | TOTAL | VOTE % | ELECTIO N DAY | MAIL VOTE | PROVISI ONAL |
|------------------|-------|---------|------------------|--------------|-----------------|
| Write-In Totals | 4 | 100.00% | 4 | 0 | 0 |
| Total Votes Cast | 4 | 100.00% | 4 | 0 | 0 |
| Overvotes | 0 | | 0 | 0 | 0 |
| Undervotes | 102 | | 66 | 36 | 0 |

DEM MEMBER OF DEMOCRATIC STATE COMMITTEE

Vote For 2

| | TOTAL | VOTE % | ELECTIO N DAY | MAIL VOTE | PROVISI ONAL |
|-------------------|-------|---------|------------------|--------------|-----------------|
| MIRA LOU THOMPSON | 86 | 98.85% | 52 | 34 | 0 |
| Write-In Totals | 1 | 1.15% | 1 | 0 | 0 |
| Total Votes Cast | 87 | 100.00% | 53 | 34 | 0 |
| Overvotes | 0 | | 0 | 0 | 0 |
| Undervotes | 125 | | 87 | 38 | 0 |

DEM MEMBER OF DEMOCRATIC COUNTY COMMITTEE - MALE Wayne Twp 1

Vote For 1

| | TOTAL | VOTE % | ELECTIO N DAY | MAIL VOTE | PROVISI ONAL |
|------------------|-------|---------|------------------|--------------|-----------------|
| Write-In Totals | 6 | 100.00% | 6 | 0 | 0 |
| Total Votes Cast | 6 | 100.00% | 6 | 0 | 0 |
| Overvotes | 0 | | 0 | 0 | 0 |
| Undervotes | 100 | | 64 | 36 | 0 |

DEM MEMBER OF DEMOCRATIC COUNTY COMMITTEE - FEMALE Wayne Twp 1

Vote For 1

| | TOTAL | VOTE % | ELECTIO N DAY | MAIL VOTE | PROVISI ONAL |
|------------------|-------|---------|------------------|--------------|-----------------|
| Write-In Totals | 7 | 100.00% | 6 | 1 | 0 |
| Total Votes Cast | 7 | 100.00% | 6 | 1 | 0 |
| Overvotes | 0 | | 0 | 0 | 0 |
| Undervotes | 99 | | 64 | 35 | 0 |

Wayne Twp 1

REP UNITED STATES SENATOR

Vote For 1

| | TOTAL | VOTE % | ELECTIO N DAY | MAIL VOTE | PROVISI ONAL |
|------------------|-------|---------|------------------|--------------|-----------------|
| KATHY BARNETTE | 19 | 16.10% | 17 | 2 | 0 |
| MEHMET OZ | 44 | 37.29% | 42 | 2 | 0 |
| GEORGE BOCHETTO | 1 | 0.85% | 1 | 0 | 0 |
| JEFF BARTOS | 6 | 5.08% | 4 | 2 | 0 |
| DAVE MCCORMICK | 39 | 33.05% | 34 | 5 | 0 |
| SEAN GALE | 0 | 0.00% | 0 | 0 | 0 |
| CARLA SANDS | 9 | 7.63% | 8 | 1 | 0 |
| Write-In Totals | 0 | 0.00% | 0 | 0 | 0 |
| Total Votes Cast | 118 | 100.00% | 106 | 12 | 0 |
| Overvotes | 2 | | 1 | 1 | 0 |
| Undervotes | 3 | | 3 | 0 | 0 |

REP GOVERNOR

Vote For 1

| | TOTAL | VOTE % | ELECTIO N DAY | MAIL VOTE | PROVISI ONAL |
|---------------------|-------|---------|------------------|--------------|-----------------|
| LOU BARLETTA | 22 | 18.18% | 22 | 0 | 0 |
| DOUGLAS V MASTRIANO | 58 | 47.93% | 54 | 4 | 0 |
| NCHE ZAMA | 0 | 0.00% | 0 | 0 | 0 |
| DAVE WHITE | 9 | 7.44% | 6 | 3 | 0 |
| MELISSA HART | 9 | 7.44% | 9 | 0 | 0 |
| BILL MCSWAIN | 21 | 17.36% | 17 | 4 | 0 |
| CHARLIE GEROW | 0 | 0.00% | 0 | 0 | 0 |
| JOE GALE | 0 | 0.00% | 0 | 0 | 0 |
| JAKE CORMAN | 2 | 1.65% | 0 | 2 | 0 |
| Write-In Totals | 0 | 0.00% | 0 | 0 | 0 |
| Total Votes Cast | 121 | 100.00% | 108 | 13 | 0 |
| Overvotes | 0 | | 0 | 0 | 0 |
| Undervotes | 2 | | 2 | 0 | 0 |

Wayne Twp 1

REP LIEUTENANT GOVERNOR

Vote For 1

| | TOTAL | VOTE % | ELECTIO N DAY | MAIL VOTE | PROVISI ONAL |
|-----------------------|-------|---------|------------------|--------------|-----------------|
| CLARICE SCHILLINGER | 1 | 0.85% | 1 | 0 | 0 |
| JAMES EARL JONES | 1 | 0.85% | 1 | 0 | 0 |
| RICK SACCONI | 14 | 11.97% | 12 | 2 | 0 |
| JOHN BROWN | 2 | 1.71% | 2 | 0 | 0 |
| CHRIS FRYE | 42 | 35.90% | 34 | 8 | 0 |
| JEFF COLEMAN | 2 | 1.71% | 1 | 1 | 0 |
| RUSS DIAMOND | 3 | 2.56% | 2 | 1 | 0 |
| CARRIE LEWIS DELROSSO | 48 | 41.03% | 47 | 1 | 0 |
| TEDDY DANIELS | 4 | 3.42% | 4 | 0 | 0 |
| Write-In Totals | 0 | 0.00% | 0 | 0 | 0 |
| Total Votes Cast | 117 | 100.00% | 104 | 13 | 0 |
| Overvotes | 0 | | 0 | 0 | 0 |
| Undervotes | 6 | | 6 | 0 | 0 |

REP REPRESENTATIVE IN CONGRESS 16TH DISTRICT

Vote For 1

| | TOTAL | VOTE % | ELECTIO N DAY | MAIL VOTE | PROVISI ONAL |
|------------------|-------|---------|------------------|--------------|-----------------|
| MIKE KELLY | 107 | 98.17% | 97 | 10 | 0 |
| Write-In Totals | 2 | 1.83% | 2 | 0 | 0 |
| Total Votes Cast | 109 | 100.00% | 99 | 10 | 0 |
| Overvotes | 0 | | 0 | 0 | 0 |
| Undervotes | 14 | | 11 | 3 | 0 |

REP REPRESENTATIVE IN THE GENERAL ASSEMBLY 8TH DISTRICT

Vote For 1

| | TOTAL | VOTE % | ELECTIO N DAY | MAIL VOTE | PROVISI ONAL |
|------------------|-------|---------|------------------|--------------|-----------------|
| JOHN L KENNEDY | 15 | 12.60% | 13 | 2 | 0 |
| ERIC O DITULLIO | 6 | 5.04% | 6 | 0 | 0 |
| AARON BERNSTINE | 98 | 82.35% | 87 | 11 | 0 |
| Write-In Totals | 0 | 0.00% | 0 | 0 | 0 |
| Total Votes Cast | 119 | 100.00% | 106 | 13 | 0 |
| Overvotes | 0 | | 0 | 0 | 0 |
| Undervotes | 4 | | 4 | 0 | 0 |

Wayne Twp 1

REP MEMBER OF REPUBLICAN STATE COMMITTEE

Vote For 2

| | TOTAL | VOTE % | ELECTIO N DAY | MAIL VOTE | PROVISI ONAL |
|------------------|-------|---------|------------------|--------------|-----------------|
| SHERRY J PATTON | 49 | 24.75% | 43 | 6 | 0 |
| JEANIE STEELE | 46 | 23.23% | 40 | 6 | 0 |
| DALE TURNER | 99 | 50.00% | 86 | 13 | 0 |
| Write-In Totals | 4 | 2.02% | 4 | 0 | 0 |
| Total Votes Cast | 198 | 100.00% | 173 | 25 | 0 |
| Overvotes | 0 | | 0 | 0 | 0 |
| Undervotes | 48 | | 47 | 1 | 0 |

Wayne Twp 2

Statistics

| | TOTAL | ELECTIO N DAY | MAIL VOTE | PROVISI ONAL |
|---------------------------------|--------|------------------|--------------|-----------------|
| Registered Voters - Total | 1,108 | | | |
| Registered Voters - DEMOCRATIC | 357 | | | |
| Registered Voters - REPUBLICAN | 623 | | | |
| Registered Voters - NONPARTISAN | 128 | | | |
| Ballots Cast - Total | 404 | 346 | 58 | 0 |
| Ballots Cast - DEMOCRATIC | 124 | 89 | 35 | 0 |
| Ballots Cast - REPUBLICAN | 280 | 257 | 23 | 0 |
| Ballots Cast - NONPARTISAN | 0 | 0 | 0 | 0 |
| Ballots Cast - Blank | 0 | 0 | 0 | 0 |
| Voter Turnout - Total | 36.46% | | | |
| Voter Turnout - DEMOCRATIC | 34.73% | | | |
| Voter Turnout - REPUBLICAN | 44.94% | | | |
| Voter Turnout - NONPARTISAN | 0.00% | | | |

DEM UNITED STATES SENATOR

Vote For 1

| | TOTAL | VOTE % | ELECTIO N DAY | MAIL VOTE | PROVISI ONAL |
|------------------|-------|---------|------------------|--------------|-----------------|
| ALEX KHALIL | 4 | 3.31% | 4 | 0 | 0 |
| CONOR LAMB | 45 | 37.19% | 30 | 15 | 0 |
| MALCOLM KENYATTA | 1 | 0.83% | 0 | 1 | 0 |
| JOHN FETTERMAN | 69 | 57.02% | 51 | 18 | 0 |
| Write-In Totals | 2 | 1.65% | 2 | 0 | 0 |
| Total Votes Cast | 121 | 100.00% | 87 | 34 | 0 |
| Overvotes | 0 | | 0 | 0 | 0 |
| Undervotes | 3 | | 2 | 1 | 0 |

DEM GOVERNOR

Vote For 1

| | TOTAL | VOTE % | ELECTIO N DAY | MAIL VOTE | PROVISI ONAL |
|------------------|-------|---------|------------------|--------------|-----------------|
| JOSH SHAPIRO | 109 | 95.61% | 79 | 30 | 0 |
| Write-In Totals | 5 | 4.39% | 3 | 2 | 0 |
| Total Votes Cast | 114 | 100.00% | 82 | 32 | 0 |
| Overvotes | 0 | | 0 | 0 | 0 |
| Undervotes | 10 | | 7 | 3 | 0 |

DEM LIEUTENANT GOVERNOR

Vote For 1

| | TOTAL | VOTE % | ELECTIO N DAY | MAIL VOTE | PROVISI ONAL |
|------------------|-------|---------|------------------|--------------|-----------------|
| AUSTIN DAVIS | 88 | 77.19% | 62 | 26 | 0 |
| RAY SOSA | 10 | 8.77% | 8 | 2 | 0 |
| BRIAN SIMS | 11 | 9.65% | 8 | 3 | 0 |
| Write-In Totals | 5 | 4.39% | 3 | 2 | 0 |
| Total Votes Cast | 114 | 100.00% | 81 | 33 | 0 |
| Overvotes | 0 | | 0 | 0 | 0 |
| Undervotes | 10 | | 8 | 2 | 0 |

Wayne Twp 2

DEM REPRESENTATIVE IN CONGRESS 16TH DISTRICT

Vote For 1

| | TOTAL | VOTE % | ELECTIO N DAY | MAIL VOTE | PROVISI ONAL |
|------------------|-------|---------|------------------|--------------|-----------------|
| DAN PASTORE | 21 | 17.95% | 16 | 5 | 0 |
| RICK TELESZ | 93 | 79.49% | 64 | 29 | 0 |
| Write-In Totals | 3 | 2.56% | 3 | 0 | 0 |
| Total Votes Cast | 117 | 100.00% | 83 | 34 | 0 |
| Overvotes | 0 | | 0 | 0 | 0 |
| Undervotes | 7 | | 6 | 1 | 0 |

DEM REPRESENTATIVE IN THE GENERAL ASSEMBLY 8TH DISTRICT

Vote For 1

| | TOTAL | VOTE % | ELECTIO N DAY | MAIL VOTE | PROVISI ONAL |
|------------------|-------|---------|------------------|--------------|-----------------|
| Write-In Totals | 19 | 100.00% | 19 | 0 | 0 |
| Total Votes Cast | 19 | 100.00% | 19 | 0 | 0 |
| Overvotes | 0 | | 0 | 0 | 0 |
| Undervotes | 105 | | 70 | 35 | 0 |

DEM MEMBER OF DEMOCRATIC STATE COMMITTEE

Vote For 2

| | TOTAL | VOTE % | ELECTIO N DAY | MAIL VOTE | PROVISI ONAL |
|-------------------|-------|---------|------------------|--------------|-----------------|
| MIRA LOU THOMPSON | 107 | 98.17% | 75 | 32 | 0 |
| Write-In Totals | 2 | 1.83% | 2 | 0 | 0 |
| Total Votes Cast | 109 | 100.00% | 77 | 32 | 0 |
| Overvotes | 0 | | 0 | 0 | 0 |
| Undervotes | 139 | | 101 | 38 | 0 |

DEM MEMBER OF DEMOCRATIC COUNTY COMMITTEE - MALE Wayne Twp 2

Vote For 1

| | TOTAL | VOTE % | ELECTIO N DAY | MAIL VOTE | PROVISI ONAL |
|------------------|-------|---------|------------------|--------------|-----------------|
| Write-In Totals | 10 | 100.00% | 10 | 0 | 0 |
| Total Votes Cast | 10 | 100.00% | 10 | 0 | 0 |
| Overvotes | 0 | | 0 | 0 | 0 |
| Undervotes | 114 | | 79 | 35 | 0 |

DEM MEMBER OF DEMOCRATIC COUNTY COMMITTEE - FEMALE Wayne Twp 2

Vote For 1

| | TOTAL | VOTE % | ELECTIO N DAY | MAIL VOTE | PROVISI ONAL |
|------------------|-------|---------|------------------|--------------|-----------------|
| BARB BOHIZIC | 103 | 99.04% | 71 | 32 | 0 |
| Write-In Totals | 1 | 0.96% | 1 | 0 | 0 |
| Total Votes Cast | 104 | 100.00% | 72 | 32 | 0 |
| Overvotes | 0 | | 0 | 0 | 0 |
| Undervotes | 20 | | 17 | 3 | 0 |

Wayne Twp 2

REP UNITED STATES SENATOR

Vote For 1

| | TOTAL | VOTE % | ELECTIO N DAY | MAIL VOTE | PROVISI ONAL |
|------------------|-------|---------|------------------|--------------|-----------------|
| KATHY BARNETTE | 58 | 20.86% | 53 | 5 | 0 |
| MEHMET OZ | 90 | 32.37% | 83 | 7 | 0 |
| GEORGE BOCHETTO | 2 | 0.72% | 2 | 0 | 0 |
| JEFF BARTOS | 4 | 1.44% | 4 | 0 | 0 |
| DAVE MCCORMICK | 104 | 37.41% | 96 | 8 | 0 |
| SEAN GALE | 1 | 0.36% | 0 | 1 | 0 |
| CARLA SANDS | 16 | 5.76% | 15 | 1 | 0 |
| Write-In Totals | 3 | 1.08% | 3 | 0 | 0 |
| Total Votes Cast | 278 | 100.00% | 256 | 22 | 0 |
| Overvotes | 0 | | 0 | 0 | 0 |
| Undervotes | 2 | | 1 | 1 | 0 |

REP GOVERNOR

Vote For 1

| | TOTAL | VOTE % | ELECTIO N DAY | MAIL VOTE | PROVISI ONAL |
|---------------------|-------|---------|------------------|--------------|-----------------|
| LOU BARLETTA | 21 | 7.66% | 20 | 1 | 0 |
| DOUGLAS V MASTRIANO | 149 | 54.38% | 144 | 5 | 0 |
| NCHE ZAMA | 0 | 0.00% | 0 | 0 | 0 |
| DAVE WHITE | 17 | 6.20% | 16 | 1 | 0 |
| MELISSA HART | 21 | 7.66% | 16 | 5 | 0 |
| BILL MCSWAIN | 59 | 21.53% | 52 | 7 | 0 |
| CHARLIE GEROW | 0 | 0.00% | 0 | 0 | 0 |
| JOE GALE | 0 | 0.00% | 0 | 0 | 0 |
| JAKE CORMAN | 5 | 1.82% | 2 | 3 | 0 |
| Write-In Totals | 2 | 0.73% | 2 | 0 | 0 |
| Total Votes Cast | 274 | 100.00% | 252 | 22 | 0 |
| Overvotes | 0 | | 0 | 0 | 0 |
| Undervotes | 6 | | 5 | 1 | 0 |

Wayne Twp 2

REP LIEUTENANT GOVERNOR

Vote For 1

| | TOTAL | VOTE % | ELECTIO N DAY | MAIL VOTE | PROVISI ONAL |
|-----------------------|-------|---------|------------------|--------------|-----------------|
| CLARICE SCHILLINGER | 1 | 0.38% | 1 | 0 | 0 |
| JAMES EARL JONES | 9 | 3.42% | 9 | 0 | 0 |
| RICK SACCONI | 27 | 10.27% | 25 | 2 | 0 |
| JOHN BROWN | 0 | 0.00% | 0 | 0 | 0 |
| CHRIS FRYE | 120 | 45.63% | 106 | 14 | 0 |
| JEFF COLEMAN | 1 | 0.38% | 1 | 0 | 0 |
| RUSS DIAMOND | 2 | 0.76% | 2 | 0 | 0 |
| CARRIE LEWIS DELROSSO | 79 | 30.04% | 73 | 6 | 0 |
| TEDDY DANIELS | 23 | 8.75% | 23 | 0 | 0 |
| Write-In Totals | 1 | 0.38% | 1 | 0 | 0 |
| Total Votes Cast | 263 | 100.00% | 241 | 22 | 0 |
| Overvotes | 1 | | 0 | 1 | 0 |
| Undervotes | 16 | | 16 | 0 | 0 |

REP REPRESENTATIVE IN CONGRESS 16TH DISTRICT

Vote For 1

| | TOTAL | VOTE % | ELECTIO N DAY | MAIL VOTE | PROVISI ONAL |
|------------------|-------|---------|------------------|--------------|-----------------|
| MIKE KELLY | 252 | 97.67% | 235 | 17 | 0 |
| Write-In Totals | 6 | 2.33% | 3 | 3 | 0 |
| Total Votes Cast | 258 | 100.00% | 238 | 20 | 0 |
| Overvotes | 0 | | 0 | 0 | 0 |
| Undervotes | 22 | | 19 | 3 | 0 |

REP REPRESENTATIVE IN THE GENERAL ASSEMBLY 8TH DISTRICT

Vote For 1

| | TOTAL | VOTE % | ELECTIO N DAY | MAIL VOTE | PROVISI ONAL |
|------------------|-------|---------|------------------|--------------|-----------------|
| JOHN L KENNEDY | 58 | 21.17% | 54 | 4 | 0 |
| ERIC O DITULLIO | 6 | 2.19% | 3 | 3 | 0 |
| AARON BERNSTINE | 209 | 76.28% | 194 | 15 | 0 |
| Write-In Totals | 1 | 0.36% | 1 | 0 | 0 |
| Total Votes Cast | 274 | 100.00% | 252 | 22 | 0 |
| Overvotes | 0 | | 0 | 0 | 0 |
| Undervotes | 6 | | 5 | 1 | 0 |

Wayne Twp 2

REP MEMBER OF REPUBLICAN STATE COMMITTEE

Vote For 2

| | TOTAL | VOTE % | ELECTIO N DAY | MAIL VOTE | PROVISI ONAL |
|------------------|-------|---------|------------------|--------------|-----------------|
| SHERRY J PATTON | 96 | 22.91% | 86 | 10 | 0 |
| JEANIE STEELE | 112 | 26.73% | 102 | 10 | 0 |
| DALE TURNER | 206 | 49.16% | 185 | 21 | 0 |
| Write-In Totals | 5 | 1.19% | 5 | 0 | 0 |
| Total Votes Cast | 419 | 100.00% | 378 | 41 | 0 |
| Overvotes | 0 | | 0 | 0 | 0 |
| Undervotes | 141 | | 136 | 5 | 0 |

Wilmington Twp 1

Statistics

| | TOTAL | ELECTIO N DAY | MAIL VOTE | PROVISI ONAL |
|---------------------------------|--------|------------------|--------------|-----------------|
| Registered Voters - Total | 905 | | | |
| Registered Voters - DEMOCRATIC | 160 | | | |
| Registered Voters - REPUBLICAN | 638 | | | |
| Registered Voters - NONPARTISAN | 107 | | | |
| Ballots Cast - Total | 353 | 283 | 70 | 0 |
| Ballots Cast - DEMOCRATIC | 71 | 29 | 42 | 0 |
| Ballots Cast - REPUBLICAN | 282 | 254 | 28 | 0 |
| Ballots Cast - NONPARTISAN | 0 | 0 | 0 | 0 |
| Ballots Cast - Blank | 1 | 1 | 0 | 0 |
| Voter Turnout - Total | 39.01% | | | |
| Voter Turnout - DEMOCRATIC | 44.38% | | | |
| Voter Turnout - REPUBLICAN | 44.20% | | | |
| Voter Turnout - NONPARTISAN | 0.00% | | | |

DEM UNITED STATES SENATOR

Vote For 1

| | TOTAL | VOTE % | ELECTIO N DAY | MAIL VOTE | PROVISI ONAL |
|------------------|-------|---------|------------------|--------------|-----------------|
| ALEX KHALIL | 2 | 2.90% | 1 | 1 | 0 |
| CONOR LAMB | 33 | 47.83% | 13 | 20 | 0 |
| MALCOLM KENYATTA | 2 | 2.90% | 0 | 2 | 0 |
| JOHN FETTERMAN | 31 | 44.93% | 13 | 18 | 0 |
| Write-In Totals | 1 | 1.45% | 1 | 0 | 0 |
| Total Votes Cast | 69 | 100.00% | 28 | 41 | 0 |
| Overvotes | 1 | | 0 | 1 | 0 |
| Undervotes | 1 | | 1 | 0 | 0 |

DEM GOVERNOR

Vote For 1

| | TOTAL | VOTE % | ELECTIO N DAY | MAIL VOTE | PROVISI ONAL |
|------------------|-------|---------|------------------|--------------|-----------------|
| JOSH SHAPIRO | 62 | 96.88% | 23 | 39 | 0 |
| Write-In Totals | 2 | 3.12% | 2 | 0 | 0 |
| Total Votes Cast | 64 | 100.00% | 25 | 39 | 0 |
| Overvotes | 0 | | 0 | 0 | 0 |
| Undervotes | 7 | | 4 | 3 | 0 |

DEM LIEUTENANT GOVERNOR

Vote For 1

| | TOTAL | VOTE % | ELECTIO N DAY | MAIL VOTE | PROVISI ONAL |
|------------------|-------|---------|------------------|--------------|-----------------|
| AUSTIN DAVIS | 47 | 75.81% | 19 | 28 | 0 |
| RAY SOSA | 4 | 6.45% | 1 | 3 | 0 |
| BRIAN SIMS | 10 | 16.13% | 4 | 6 | 0 |
| Write-In Totals | 1 | 1.61% | 1 | 0 | 0 |
| Total Votes Cast | 62 | 100.00% | 25 | 37 | 0 |
| Overvotes | 0 | | 0 | 0 | 0 |
| Undervotes | 9 | | 4 | 5 | 0 |

Wilmington Twp 1

DEM REPRESENTATIVE IN CONGRESS 16TH DISTRICT

Vote For 1

| | TOTAL | VOTE % | ELECTIO N DAY | MAIL VOTE | PROVISI ONAL |
|------------------|-------|---------|------------------|--------------|-----------------|
| DAN PASTORE | 8 | 12.12% | 3 | 5 | 0 |
| RICK TELESZ | 58 | 87.88% | 23 | 35 | 0 |
| Write-In Totals | 0 | 0.00% | 0 | 0 | 0 |
| Total Votes Cast | 66 | 100.00% | 26 | 40 | 0 |
| Overvotes | 0 | | 0 | 0 | 0 |
| Undervotes | 5 | | 3 | 2 | 0 |

DEM SENATOR IN THE GENERAL ASSEMBLY 50TH DISTRICT

Vote For 1

| | TOTAL | VOTE % | ELECTIO N DAY | MAIL VOTE | PROVISI ONAL |
|------------------|-------|---------|------------------|--------------|-----------------|
| RIANNA CZECH | 58 | 100.00% | 21 | 37 | 0 |
| Write-In Totals | 0 | 0.00% | 0 | 0 | 0 |
| Total Votes Cast | 58 | 100.00% | 21 | 37 | 0 |
| Overvotes | 0 | | 0 | 0 | 0 |
| Undervotes | 13 | | 8 | 5 | 0 |

DEM REPRESENTATIVE IN THE GENERAL ASSEMBLY 9TH DISTRICT

Vote For 1

| | TOTAL | VOTE % | ELECTIO N DAY | MAIL VOTE | PROVISI ONAL |
|------------------|-------|---------|------------------|--------------|-----------------|
| CHRIS SAINATO | 65 | 100.00% | 25 | 40 | 0 |
| Write-In Totals | 0 | 0.00% | 0 | 0 | 0 |
| Total Votes Cast | 65 | 100.00% | 25 | 40 | 0 |
| Overvotes | 0 | | 0 | 0 | 0 |
| Undervotes | 6 | | 4 | 2 | 0 |

DEM MEMBER OF DEMOCRATIC STATE COMMITTEE

Vote For 2

| | TOTAL | VOTE % | ELECTIO N DAY | MAIL VOTE | PROVISI ONAL |
|-------------------|-------|---------|------------------|--------------|-----------------|
| MIRA LOU THOMPSON | 60 | 96.77% | 23 | 37 | 0 |
| Write-In Totals | 2 | 3.23% | 0 | 2 | 0 |
| Total Votes Cast | 62 | 100.00% | 23 | 39 | 0 |
| Overvotes | 0 | | 0 | 0 | 0 |
| Undervotes | 80 | | 35 | 45 | 0 |

DEM MEMBER OF DEMOCRATIC COUNTY COMMITTEE - MALE Wilmington Twp 1

Vote For 1

| | TOTAL | VOTE % | ELECTIO N DAY | MAIL VOTE | PROVISI ONAL |
|------------------|-------|---------|------------------|--------------|-----------------|
| Write-In Totals | 2 | 100.00% | 1 | 1 | 0 |
| Total Votes Cast | 2 | 100.00% | 1 | 1 | 0 |
| Overvotes | 0 | | 0 | 0 | 0 |
| Undervotes | 69 | | 28 | 41 | 0 |

Wilmington Twp 1

DEM MEMBER OF DEMOCRATIC COUNTY COMMITTEE - FEMALE Wilmington Twp 1

Vote For 1

| | TOTAL | VOTE % | ELECTIO N DAY | MAIL VOTE | PROVISI ONAL |
|------------------|-------|---------|------------------|--------------|-----------------|
| Write-In Totals | 3 | 100.00% | 0 | 3 | 0 |
| Total Votes Cast | 3 | 100.00% | 0 | 3 | 0 |
| Overvotes | 0 | | 0 | 0 | 0 |
| Undervotes | 68 | | 29 | 39 | 0 |

REP UNITED STATES SENATOR

Vote For 1

| | TOTAL | VOTE % | ELECTIO N DAY | MAIL VOTE | PROVISI ONAL |
|------------------|-------|---------|------------------|--------------|-----------------|
| KATHY BARNETTE | 93 | 34.70% | 91 | 2 | 0 |
| MEHMET OZ | 66 | 24.63% | 59 | 7 | 0 |
| GEORGE BOCHETTO | 2 | 0.75% | 2 | 0 | 0 |
| JEFF BARTOS | 11 | 4.10% | 11 | 0 | 0 |
| DAVE MCCORMICK | 78 | 29.10% | 69 | 9 | 0 |
| SEAN GALE | 2 | 0.75% | 1 | 1 | 0 |
| CARLA SANDS | 14 | 5.22% | 8 | 6 | 0 |
| Write-In Totals | 2 | 0.75% | 1 | 1 | 0 |
| Total Votes Cast | 268 | 100.00% | 242 | 26 | 0 |
| Overvotes | 1 | | 0 | 1 | 0 |
| Undervotes | 13 | | 12 | 1 | 0 |

REP GOVERNOR

Vote For 1

| | TOTAL | VOTE % | ELECTIO N DAY | MAIL VOTE | PROVISI ONAL |
|---------------------|-------|---------|------------------|--------------|-----------------|
| LOU BARLETTA | 24 | 8.70% | 22 | 2 | 0 |
| DOUGLAS V MASTRIANO | 154 | 55.80% | 148 | 6 | 0 |
| NCHE ZAMA | 4 | 1.45% | 4 | 0 | 0 |
| DAVE WHITE | 12 | 4.35% | 8 | 4 | 0 |
| MELISSA HART | 18 | 6.52% | 14 | 4 | 0 |
| BILL MCSWAIN | 50 | 18.12% | 46 | 4 | 0 |
| CHARLIE GEROW | 0 | 0.00% | 0 | 0 | 0 |
| JOE GALE | 2 | 0.72% | 2 | 0 | 0 |
| JAKE CORMAN | 8 | 2.90% | 2 | 6 | 0 |
| Write-In Totals | 4 | 1.45% | 3 | 1 | 0 |
| Total Votes Cast | 276 | 100.00% | 249 | 27 | 0 |
| Overvotes | 0 | | 0 | 0 | 0 |
| Undervotes | 6 | | 5 | 1 | 0 |

Wilmington Twp 1

REP LIEUTENANT GOVERNOR

Vote For 1

| | TOTAL | VOTE % | ELECTIO N DAY | MAIL VOTE | PROVISI ONAL |
|-----------------------|-------|---------|------------------|--------------|-----------------|
| CLARICE SCHILLINGER | 3 | 1.16% | 3 | 0 | 0 |
| JAMES EARL JONES | 13 | 5.02% | 13 | 0 | 0 |
| RICK SACCONI | 29 | 11.20% | 27 | 2 | 0 |
| JOHN BROWN | 1 | 0.39% | 0 | 1 | 0 |
| CHRIS FRYE | 128 | 49.42% | 116 | 12 | 0 |
| JEFF COLEMAN | 2 | 0.77% | 2 | 0 | 0 |
| RUSS DIAMOND | 13 | 5.02% | 9 | 4 | 0 |
| CARRIE LEWIS DELROSSO | 57 | 22.01% | 51 | 6 | 0 |
| TEDDY DANIELS | 11 | 4.25% | 11 | 0 | 0 |
| Write-In Totals | 2 | 0.77% | 1 | 1 | 0 |
| Total Votes Cast | 259 | 100.00% | 233 | 26 | 0 |
| Overvotes | 0 | | 0 | 0 | 0 |
| Undervotes | 23 | | 21 | 2 | 0 |

REP REPRESENTATIVE IN CONGRESS 16TH DISTRICT

Vote For 1

| | TOTAL | VOTE % | ELECTIO N DAY | MAIL VOTE | PROVISI ONAL |
|------------------|-------|---------|------------------|--------------|-----------------|
| MIKE KELLY | 248 | 98.80% | 226 | 22 | 0 |
| Write-In Totals | 3 | 1.20% | 2 | 1 | 0 |
| Total Votes Cast | 251 | 100.00% | 228 | 23 | 0 |
| Overvotes | 0 | | 0 | 0 | 0 |
| Undervotes | 31 | | 26 | 5 | 0 |

REP SENATOR IN THE GENERAL ASSEMBLY 50TH DISTRICT

Vote For 1

| | TOTAL | VOTE % | ELECTIO N DAY | MAIL VOTE | PROVISI ONAL |
|------------------|-------|---------|------------------|--------------|-----------------|
| MICHELE BROOKS | 257 | 99.61% | 233 | 24 | 0 |
| Write-In Totals | 1 | 0.39% | 0 | 1 | 0 |
| Total Votes Cast | 258 | 100.00% | 233 | 25 | 0 |
| Overvotes | 0 | | 0 | 0 | 0 |
| Undervotes | 24 | | 21 | 3 | 0 |

REP REPRESENTATIVE IN THE GENERAL ASSEMBLY 9TH DISTRICT






Vote For 1

| | TOTAL | VOTE % | ELECTIO N DAY | MAIL VOTE | PROVISI ONAL |
|-------------------|-------|---------|------------------|--------------|-----------------|
| DARRYL AUDIA | 62 | 22.46% | 57 | 5 | 0 |
| NICK KERIN | 124 | 44.93% | 113 | 11 | 0 |
| MARLA GALLO BROWN | 89 | 32.25% | 79 | 10 | 0 |
| Write-In Totals | 1 | 0.36% | 1 | 0 | 0 |
| Total Votes Cast | 276 | 100.00% | 250 | 26 | 0 |
| Overvotes | 0 | | 0 | 0 | 0 |
| Undervotes | 6 | | 4 | 2 | 0 |

Wilmington Twp 1

REP MEMBER OF REPUBLICAN STATE COMMITTEE

Vote For 2

| | TOTAL | VOTE % | | ELECTIO N DAY | MAIL VOTE | PROVISI ONAL |
|------------------|-------|---------|---|------------------|--------------|-----------------|
| SHERRY J PATTON | 118 | 30.26% |  | 115 | 3 | 0 |
| JEANIE STEELE | 113 | 28.97% |  | 96 | 17 | 0 |
| DALE TURNER | 156 | 40.00% |  | 139 | 17 | 0 |
| Write-In Totals | 3 | 0.77% |  | 3 | 0 | 0 |
| Total Votes Cast | 390 | 100.00% |  | 353 | 37 | 0 |
| Overvotes | 0 | | | 0 | 0 | 0 |
| Undervotes | 174 | | | 155 | 19 | 0 |

Wilmington Twp 2

Statistics

| | TOTAL | ELECTIO N DAY | MAIL VOTE | PROVISI ONAL |
|---------------------------------|--------|------------------|--------------|-----------------|
| Registered Voters - Total | 935 | | | |
| Registered Voters - DEMOCRATIC | 202 | | | |
| Registered Voters - REPUBLICAN | 625 | | | |
| Registered Voters - NONPARTISAN | 108 | | | |
| Ballots Cast - Total | 306 | 255 | 51 | 0 |
| Ballots Cast - DEMOCRATIC | 84 | 51 | 33 | 0 |
| Ballots Cast - REPUBLICAN | 222 | 204 | 18 | 0 |
| Ballots Cast - NONPARTISAN | 0 | 0 | 0 | 0 |
| Ballots Cast - Blank | 0 | 0 | 0 | 0 |
| Voter Turnout - Total | 32.73% | | | |
| Voter Turnout - DEMOCRATIC | 41.58% | | | |
| Voter Turnout - REPUBLICAN | 35.52% | | | |
| Voter Turnout - NONPARTISAN | 0.00% | | | |

DEM UNITED STATES SENATOR

Vote For 1

| | TOTAL | VOTE % | ELECTIO N DAY | MAIL VOTE | PROVISI ONAL |
|------------------|-------|---------|------------------|--------------|-----------------|
| ALEX KHALIL | 3 | 3.57% | 2 | 1 | 0 |
| CONOR LAMB | 22 | 26.19% | 9 | 13 | 0 |
| MALCOLM KENYATTA | 4 | 4.76% | 4 | 0 | 0 |
| JOHN FETTERMAN | 54 | 64.29% | 36 | 18 | 0 |
| Write-In Totals | 1 | 1.19% | 0 | 1 | 0 |
| Total Votes Cast | 84 | 100.00% | 51 | 33 | 0 |
| Overvotes | 0 | | 0 | 0 | 0 |
| Undervotes | 0 | | 0 | 0 | 0 |

DEM GOVERNOR

Vote For 1

| | TOTAL | VOTE % | ELECTIO N DAY | MAIL VOTE | PROVISI ONAL |
|------------------|-------|---------|------------------|--------------|-----------------|
| JOSH SHAPIRO | 76 | 96.20% | 46 | 30 | 0 |
| Write-In Totals | 3 | 3.80% | 2 | 1 | 0 |
| Total Votes Cast | 79 | 100.00% | 48 | 31 | 0 |
| Overvotes | 0 | | 0 | 0 | 0 |
| Undervotes | 5 | | 3 | 2 | 0 |

DEM LIEUTENANT GOVERNOR

Vote For 1

| | TOTAL | VOTE % | ELECTIO N DAY | MAIL VOTE | PROVISI ONAL |
|------------------|-------|---------|------------------|--------------|-----------------|
| AUSTIN DAVIS | 63 | 80.77% | 36 | 27 | 0 |
| RAY SOSA | 3 | 3.85% | 2 | 1 | 0 |
| BRIAN SIMS | 11 | 14.10% | 9 | 2 | 0 |
| Write-In Totals | 1 | 1.28% | 0 | 1 | 0 |
| Total Votes Cast | 78 | 100.00% | 47 | 31 | 0 |
| Overvotes | 0 | | 0 | 0 | 0 |
| Undervotes | 6 | | 4 | 2 | 0 |

Wilmington Twp 2

DEM REPRESENTATIVE IN CONGRESS 16TH DISTRICT

Vote For 1

| | TOTAL | VOTE % | ELECTIO N DAY | MAIL VOTE | PROVISI ONAL |
|------------------|-------|---------|------------------|--------------|-----------------|
| DAN PASTORE | 14 | 17.07% | 11 | 3 | 0 |
| RICK TELESZ | 68 | 82.93% | 40 | 28 | 0 |
| Write-In Totals | 0 | 0.00% | 0 | 0 | 0 |
| Total Votes Cast | 82 | 100.00% | 51 | 31 | 0 |
| Overvotes | 0 | | 0 | 0 | 0 |
| Undervotes | 2 | | 0 | 2 | 0 |

DEM SENATOR IN THE GENERAL ASSEMBLY 50TH DISTRICT

Vote For 1

| | TOTAL | VOTE % | ELECTIO N DAY | MAIL VOTE | PROVISI ONAL |
|------------------|-------|---------|------------------|--------------|-----------------|
| RIANNA CZECH | 69 | 100.00% | 44 | 25 | 0 |
| Write-In Totals | 0 | 0.00% | 0 | 0 | 0 |
| Total Votes Cast | 69 | 100.00% | 44 | 25 | 0 |
| Overvotes | 0 | | 0 | 0 | 0 |
| Undervotes | 15 | | 7 | 8 | 0 |

DEM REPRESENTATIVE IN THE GENERAL ASSEMBLY 9TH DISTRICT

Vote For 1

| | TOTAL | VOTE % | ELECTIO N DAY | MAIL VOTE | PROVISI ONAL |
|------------------|-------|---------|------------------|--------------|-----------------|
| CHRIS SAINATO | 82 | 100.00% | 49 | 33 | 0 |
| Write-In Totals | 0 | 0.00% | 0 | 0 | 0 |
| Total Votes Cast | 82 | 100.00% | 49 | 33 | 0 |
| Overvotes | 0 | | 0 | 0 | 0 |
| Undervotes | 2 | | 2 | 0 | 0 |

DEM MEMBER OF DEMOCRATIC STATE COMMITTEE

Vote For 2

| | TOTAL | VOTE % | ELECTIO N DAY | MAIL VOTE | PROVISI ONAL |
|-------------------|-------|---------|------------------|--------------|-----------------|
| MIRA LOU THOMPSON | 69 | 92.00% | 45 | 24 | 0 |
| Write-In Totals | 6 | 8.00% | 5 | 1 | 0 |
| Total Votes Cast | 75 | 100.00% | 50 | 25 | 0 |
| Overvotes | 0 | | 0 | 0 | 0 |
| Undervotes | 93 | | 52 | 41 | 0 |

DEM MEMBER OF DEMOCRATIC COUNTY COMMITTEE - MALE Wilmington Twp 2

Vote For 1

| | TOTAL | VOTE % | ELECTIO N DAY | MAIL VOTE | PROVISI ONAL |
|------------------|-------|---------|------------------|--------------|-----------------|
| Write-In Totals | 7 | 100.00% | 4 | 3 | 0 |
| Total Votes Cast | 7 | 100.00% | 4 | 3 | 0 |
| Overvotes | 0 | | 0 | 0 | 0 |
| Undervotes | 77 | | 47 | 30 | 0 |

Wilmington Twp 2

DEM MEMBER OF DEMOCRATIC COUNTY COMMITTEE - FEMALE Wilmington Twp 2

Vote For 1

| | TOTAL | VOTE % | ELECTIO N DAY | MAIL VOTE | PROVISI ONAL |
|------------------|-------|---------|------------------|--------------|-----------------|
| Write-In Totals | 11 | 100.00% | 7 | 4 | 0 |
| Total Votes Cast | 11 | 100.00% | 7 | 4 | 0 |
| Overvotes | 0 | | 0 | 0 | 0 |
| Undervotes | 73 | | 44 | 29 | 0 |

REP UNITED STATES SENATOR

Vote For 1

| | TOTAL | VOTE % | ELECTIO N DAY | MAIL VOTE | PROVISI ONAL |
|------------------|-------|---------|------------------|--------------|-----------------|
| KATHY BARNETTE | 79 | 36.07% | 76 | 3 | 0 |
| MEHMET OZ | 63 | 28.77% | 57 | 6 | 0 |
| GEORGE BOCHETTO | 1 | 0.46% | 1 | 0 | 0 |
| JEFF BARTOS | 4 | 1.83% | 4 | 0 | 0 |
| DAVE MCCORMICK | 55 | 25.11% | 50 | 5 | 0 |
| SEAN GALE | 2 | 0.91% | 1 | 1 | 0 |
| CARLA SANDS | 12 | 5.48% | 12 | 0 | 0 |
| Write-In Totals | 3 | 1.37% | 0 | 3 | 0 |
| Total Votes Cast | 219 | 100.00% | 201 | 18 | 0 |
| Overvotes | 0 | | 0 | 0 | 0 |
| Undervotes | 3 | | 3 | 0 | 0 |

REP GOVERNOR

Vote For 1

| | TOTAL | VOTE % | ELECTIO N DAY | MAIL VOTE | PROVISI ONAL |
|---------------------|-------|---------|------------------|--------------|-----------------|
| LOU BARLETTA | 13 | 5.99% | 12 | 1 | 0 |
| DOUGLAS V MASTRIANO | 121 | 55.76% | 114 | 7 | 0 |
| NCHE ZAMA | 2 | 0.92% | 1 | 1 | 0 |
| DAVE WHITE | 9 | 4.15% | 8 | 1 | 0 |
| MELISSA HART | 19 | 8.76% | 16 | 3 | 0 |
| BILL MCSWAIN | 47 | 21.66% | 45 | 2 | 0 |
| CHARLIE GEROW | 2 | 0.92% | 0 | 2 | 0 |
| JOE GALE | 0 | 0.00% | 0 | 0 | 0 |
| JAKE CORMAN | 3 | 1.38% | 3 | 0 | 0 |
| Write-In Totals | 1 | 0.46% | 0 | 1 | 0 |
| Total Votes Cast | 217 | 100.00% | 199 | 18 | 0 |
| Overvotes | 0 | | 0 | 0 | 0 |
| Undervotes | 5 | | 5 | 0 | 0 |

Wilmington Twp 2

REP LIEUTENANT GOVERNOR

Vote For 1

| | TOTAL | VOTE % | ELECTIO N DAY | MAIL VOTE | PROVISI ONAL |
|-----------------------|-------|---------|------------------|--------------|-----------------|
| CLARICE SCHILLINGER | 5 | 2.35% | 5 | 0 | 0 |
| JAMES EARL JONES | 5 | 2.35% | 5 | 0 | 0 |
| RICK SACCONI | 37 | 17.37% | 35 | 2 | 0 |
| JOHN BROWN | 3 | 1.41% | 3 | 0 | 0 |
| CHRIS FRYE | 92 | 43.19% | 84 | 8 | 0 |
| JEFF COLEMAN | 5 | 2.35% | 5 | 0 | 0 |
| RUSS DIAMOND | 3 | 1.41% | 3 | 0 | 0 |
| CARRIE LEWIS DELROSSO | 46 | 21.60% | 42 | 4 | 0 |
| TEDDY DANIELS | 16 | 7.51% | 13 | 3 | 0 |
| Write-In Totals | 1 | 0.47% | 0 | 1 | 0 |
| Total Votes Cast | 213 | 100.00% | 195 | 18 | 0 |
| Overvotes | 0 | | 0 | 0 | 0 |
| Undervotes | 9 | | 9 | 0 | 0 |

REP REPRESENTATIVE IN CONGRESS 16TH DISTRICT

Vote For 1

| | TOTAL | VOTE % | ELECTIO N DAY | MAIL VOTE | PROVISI ONAL |
|------------------|-------|---------|------------------|--------------|-----------------|
| MIKE KELLY | 201 | 99.50% | 189 | 12 | 0 |
| Write-In Totals | 1 | 0.50% | 0 | 1 | 0 |
| Total Votes Cast | 202 | 100.00% | 189 | 13 | 0 |
| Overvotes | 0 | | 0 | 0 | 0 |
| Undervotes | 20 | | 15 | 5 | 0 |

REP SENATOR IN THE GENERAL ASSEMBLY 50TH DISTRICT

Vote For 1

| | TOTAL | VOTE % | ELECTIO N DAY | MAIL VOTE | PROVISI ONAL |
|------------------|-------|---------|------------------|--------------|-----------------|
| MICHELE BROOKS | 205 | 99.51% | 189 | 16 | 0 |
| Write-In Totals | 1 | 0.49% | 1 | 0 | 0 |
| Total Votes Cast | 206 | 100.00% | 190 | 16 | 0 |
| Overvotes | 0 | | 0 | 0 | 0 |
| Undervotes | 16 | | 14 | 2 | 0 |

REP REPRESENTATIVE IN THE GENERAL ASSEMBLY 9TH DISTRICT






Vote For 1

| | TOTAL | VOTE % | ELECTIO N DAY | MAIL VOTE | PROVISI ONAL |
|-------------------|-------|---------|------------------|--------------|-----------------|
| DARRYL AUDIA | 35 | 15.91% | 27 | 8 | 0 |
| NICK KERIN | 94 | 42.73% | 89 | 5 | 0 |
| MARLA GALLO BROWN | 90 | 40.91% | 85 | 5 | 0 |
| Write-In Totals | 1 | 0.45% | 1 | 0 | 0 |
| Total Votes Cast | 220 | 100.00% | 202 | 18 | 0 |
| Overvotes | 0 | | 0 | 0 | 0 |
| Undervotes | 2 | | 2 | 0 | 0 |

Wilmington Twp 2

REP MEMBER OF REPUBLICAN STATE COMMITTEE

Vote For 2

| | TOTAL | VOTE % | | ELECTIO N DAY | MAIL VOTE | PROVISI ONAL |
|------------------|-------|---------|---|------------------|--------------|-----------------|
| SHERRY J PATTON | 97 | 24.74% |  | 90 | 7 | 0 |
| JEANIE STEELE | 97 | 24.74% |  | 93 | 4 | 0 |
| DALE TURNER | 194 | 49.49% |  | 180 | 14 | 0 |
| Write-In Totals | 4 | 1.02% |  | 3 | 1 | 0 |
| Total Votes Cast | 392 | 100.00% |  | 366 | 26 | 0 |
| Overvotes | 0 | | | 0 | 0 | 0 |
| Undervotes | 52 | | | 42 | 10 | 0 |