

Summary Results Report
2021 GENERAL

*** UNOFFICIAL RESULTS ***

November 2, 2021

Lawrence County

STATISTICS

	TOTAL	ELECTION DAY	MAIL VOTE	PROVISIONAL VOTE
Election Day Precincts Reporting	75 of 75	75	0	0
Precincts Complete	75 of 75	75	0	0
Precincts Partially Reported	0 of 75	0	0	0
Absentee/ Early Precincts Reporting	75 of 75	0	75	0
Registered Voters - Total	55,980			
Ballots Cast - Total	17,770	13,486	4,284	0
Ballots Cast - Blank	1	1	0	0
Voter Turnout - Total	31.74%			

**Summary Results Report
2021 GENERAL**

***** UNOFFICIAL RESULTS *****

November 2, 2021

Lawrence County

JUSTICE OF THE SUPREME COURT

Vote For 1

	TOTAL	VOTE %	ELECTION DAY	MAIL VOTE	PROVISIONAL VOTE
REP KEVIN BROBSON	10,276	59.47%	9,125	1,151	0
DEM MARIA MCLAUGHLIN	6,984	40.42%	3,963	3,021	0
Write-In Totals	20	0.12%	18	2	0

JUDGE OF THE SUPERIOR COURT

Vote For 1

	TOTAL	VOTE %	ELECTION DAY	MAIL VOTE	PROVISIONAL VOTE
REP MEGAN SULLIVAN	11,075	64.54%	9,692	1,383	0
DEM TIMIKA LANE	6,071	35.38%	3,324	2,747	0
Write-In Totals	13	0.08%	11	2	0

JUDGE OF THE COMMONWEALTH COURT

Vote For 2

	TOTAL	VOTE %	ELECTION DAY	MAIL VOTE	PROVISIONAL VOTE
REP STACY MARIE WALLACE	9,830	32.17%	8,605	1,225	0
REP DREW CROMPTON	8,939	29.26%	7,898	1,041	0
DEM LORI A DUMAS	6,193	20.27%	3,315	2,878	0
DEM DAVID LEE SPURGEON	5,562	18.20%	2,974	2,588	0
Write-In Totals	28	0.09%	25	3	0

COUNTY CONTROLLER

Vote For 1

	TOTAL	VOTE %	ELECTION DAY	MAIL VOTE	PROVISIONAL VOTE
REP DAVID J PRESTOPINE	14,511	98.51%	11,554	2,957	0
Write-In Totals	219	1.49%	143	76	0

**Summary Results Report
2021 GENERAL**

***** UNOFFICIAL RESULTS *****

November 2, 2021

Lawrence County

DISTRICT ATTORNEY

Vote For 1

	TOTAL	VOTE %	ELECTION DAY	MAIL VOTE	PROVISIONAL VOTE
DEM/REP JOSHUA D LAMANCUSA	14,971	98.96%	11,056	3,915	0
Write-In Totals	157	1.04%	131	26	0

REGISTER AND RECORDER

Vote For 1

	TOTAL	VOTE %	ELECTION DAY	MAIL VOTE	PROVISIONAL VOTE
REP TAMMY R CRAWFORD	11,723	67.98%	9,974	1,749	0
DEM ANDREW W HENLEY	5,505	31.92%	3,074	2,431	0
Write-In Totals	18	0.10%	17	1	0

SHERIFF

Vote For 1

	TOTAL	VOTE %	ELECTION DAY	MAIL VOTE	PROVISIONAL VOTE
DEM/REP PERRY L QU AHLIERO	15,146	99.27%	11,259	3,887	0
Write-In Totals	112	0.73%	99	13	0

MAGISTERIAL DISTRICT JUDGE DISTRICT 53-3-2

Vote For 1

	TOTAL	VOTE %	ELECTION DAY	MAIL VOTE	PROVISIONAL VOTE
DEM/REP JENNIFER L NICHOLSON	2,775	98.68%	2,074	701	0
Write-In Totals	37	1.32%	31	6	0

CITY COUNCIL NEW CASTLE

Vote For 2

	TOTAL	VOTE %	ELECTION DAY	MAIL VOTE	PROVISIONAL VOTE
DEM ERIC RITTER	1,628	39.64%	1,000	628	0
DEM DAVID WARD	1,424	34.67%	866	558	0
IND JAMES CONSTANT	1,002	24.40%	769	233	0
Write-In Totals	53	1.29%	44	9	0

Summary Results Report
2021 GENERAL

*** UNOFFICIAL RESULTS ***

November 2, 2021

Lawrence County

BOROUGH MAYOR BESSEMER BORO

Vote For 1

	TOTAL	VOTE %	ELECTION DAY	MAIL VOTE	PROVISIONAL VOTE
REP NATHAN R LESLIE	125	50.20%	117	8	0
DEM RICHARD T HENNON	124	49.80%	83	41	0
Write-In Totals	0	0.00%	0	0	0

BOROUGH MAYOR ELLPORT BORO

Vote For 1

	TOTAL	VOTE %	ELECTION DAY	MAIL VOTE	PROVISIONAL VOTE
DEM/REP JOSEPH CISCO	210	88.98%	164	46	0
Write-In Totals	26	11.02%	26	0	0

BOROUGH MAYOR ELLWOOD CITY BORO

Vote For 1

	TOTAL	VOTE %	ELECTION DAY	MAIL VOTE	PROVISIONAL VOTE
DEM/REP ANTHONY COURT	1,017	95.22%	767	250	0
Write-In Totals	51	4.78%	47	4	0

BOROUGH MAYOR ENON VALLEY BORO

Vote For 1

	TOTAL	VOTE %	ELECTION DAY	MAIL VOTE	PROVISIONAL VOTE
REP TIMOTHY STEAR SR	53	89.83%	51	2	0
Write-In Totals	6	10.17%	3	3	0

BOROUGH MAYOR NEW BEAVER BORO

Vote For 1

	TOTAL	VOTE %	ELECTION DAY	MAIL VOTE	PROVISIONAL VOTE
DEM/REP ROBERT M CRAWFORD	238	99.58%	187	51	0
Write-In Totals	1	0.42%	1	0	0

Summary Results Report
2021 GENERAL

*** UNOFFICIAL RESULTS ***

November 2, 2021

Lawrence County

BOROUGH MAYOR NEW WILMINGTON BORO

Vote For 1

	TOTAL	VOTE %	ELECTION DAY	MAIL VOTE	PROVISIONAL VOTE
REP SHERIE E BABB	296	93.67%	205	91	0
Write-In Totals	20	6.33%	14	6	0

BOROUGH MAYOR SNPJ

Vote For 1

	TOTAL	VOTE %	ELECTION DAY	MAIL VOTE	PROVISIONAL VOTE
Write-In Totals	5	100.00%	0	5	0

BOROUGH MAYOR SOUTH NEW CASTLE BORO

Vote For 1

	TOTAL	VOTE %	ELECTION DAY	MAIL VOTE	PROVISIONAL VOTE
REP ADAM J REITER	83	97.65%	62	21	0
Write-In Totals	2	2.35%	0	2	0

BOROUGH MAYOR VOLANT BORO

Vote For 1

	TOTAL	VOTE %	ELECTION DAY	MAIL VOTE	PROVISIONAL VOTE
REP CHARLES A RICE	39	62.90%	36	3	0
Write-In Totals	23	37.10%	21	2	0

BOROUGH MAYOR WAMPUM BORO

Vote For 1

	TOTAL	VOTE %	ELECTION DAY	MAIL VOTE	PROVISIONAL VOTE
REP JESSE ALTMAN	108	93.91%	90	18	0
Write-In Totals	7	6.09%	6	1	0

**Summary Results Report
2021 GENERAL**

***** UNOFFICIAL RESULTS *****

November 2, 2021

Lawrence County

BOROUGH COUNCIL BESSEMER BORO

Vote For 4

	TOTAL	VOTE %	ELECTION DAY	MAIL VOTE	PROVISIONAL VOTE
DEM/REP ROBERT M SLOSSER	169	<div style="width: 23.54%;"> 23.54%</div>	137	32	0
DEM ARTHUR R VAN TASSEL	166	<div style="width: 23.12%;"> 23.12%</div>	125	41	0
DEM/REP LUANNE IZZO	155	<div style="width: 21.59%;"> 21.59%</div>	124	31	0
REP CODY JACKSON	128	<div style="width: 17.83%;"> 17.83%</div>	104	24	0
REP KURT MILLER	94	<div style="width: 13.09%;"> 13.09%</div>	82	12	0
Write-In Totals	6	<div style="width: 0.84%;"> 0.84%</div>	2	4	0

BOROUGH COUNCIL ELLWOOD CITY BORO

Vote For 4

	TOTAL	VOTE %	ELECTION DAY	MAIL VOTE	PROVISIONAL VOTE
DEM/REP MICHELE LAMENZA	718	<div style="width: 25.52%;"> 25.52%</div>	528	190	0
DEM/REP BRAD OVIAL	717	<div style="width: 25.49%;"> 25.49%</div>	557	160	0
DEM/REP JIM BARRY	697	<div style="width: 24.78%;"> 24.78%</div>	520	177	0
DEM JAN WILLIAMS	626	<div style="width: 22.25%;"> 22.25%</div>	420	206	0
Write-In Totals	55	<div style="width: 1.96%;"> 1.96%</div>	52	3	0

BOROUGH COUNCIL ENON VALLEY BORO

Vote For 4

	TOTAL	VOTE %	ELECTION DAY	MAIL VOTE	PROVISIONAL VOTE
REP SCOTT MATSCHERZ	46	<div style="width: 43.40%;"> 43.40%</div>	43	3	0
REP DAVID GRIMES	40	<div style="width: 37.74%;"> 37.74%</div>	39	1	0
Write-In Totals	20	<div style="width: 18.87%;"> 18.87%</div>	18	2	0

**Summary Results Report
2021 GENERAL**





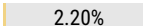
***** UNOFFICIAL RESULTS *****

November 2, 2021

Lawrence County

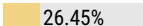
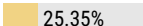

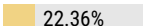
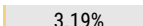
BOROUGH COUNCIL NEW BEAVER BORO

Vote For 4

	TOTAL	VOTE %	ELECTION DAY	MAIL VOTE	PROVISIONAL VOTE
REP THOMAS E HAIRHOGER	202	 26.13%	166	36	0
REP JOE GUBISH	200	 25.87%	165	35	0
REP MATTHEW KINGMAN	181	 23.42%	152	29	0
REP PAUL MORRISON	173	 22.38%	143	30	0
Write-In Totals	17	 2.20%	15	2	0

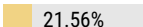

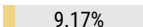
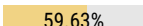
BOROUGH COUNCIL NEW WILMINGTON BORO

Vote For 4

	TOTAL	VOTE %	ELECTION DAY	MAIL VOTE	PROVISIONAL VOTE
REP DAVID J HUNTER	265	 26.45%	186	79	0
REP LEE ANN MILLER	254	 25.35%	181	73	0
REP JOHN MILLER	227	 22.65%	159	68	0
REP KENNETH R HILKE	224	 22.36%	155	69	0
Write-In Totals	32	 3.19%	24	8	0

BOROUGH COUNCIL VOLANT BORO

Vote For 4

	TOTAL	VOTE %	ELECTION DAY	MAIL VOTE	PROVISIONAL VOTE
REP GLENN SMITH	47	 21.56%	41	6	0
REP JOHN WAYNE EDWARDS	21	 9.63%	20	1	0
DEM ROBERT MCGARY	20	 9.17%	19	1	0
Write-In Totals	130	 59.63%	121	9	0

**Summary Results Report
2021 GENERAL**

***** UNOFFICIAL RESULTS *****

November 2, 2021

Lawrence County

BOROUGH COUNCIL WAMPUM BORO

Vote For 4

	TOTAL	VOTE %	ELECTION DAY	MAIL VOTE	PROVISIONAL VOTE
DEM/REP JAMES FERRANTE	86	26.71%	62	24	0
DEM/REP CHUCK KELLY	83	25.78%	65	18	0
DEM/REP ROBERT SHROCK	75	23.29%	57	18	0
REP JOHN C HEMPHILL	72	22.36%	62	10	0
Write-In Totals	6	1.86%	6	0	0

BOROUGH COUNCIL ELLPORT BORO

Vote For 3

	TOTAL	VOTE %	ELECTION DAY	MAIL VOTE	PROVISIONAL VOTE
DEM/REP TAMMY MAZZANT	194	33.56%	157	37	0
DEM BILL A BOY	147	25.43%	115	32	0
DEM CHRISTOPHER CIOFFI	107	18.51%	78	29	0
Write-In Totals	130	22.49%	124	6	0

BOROUGH COUNCIL SNPJ 4 YEAR TERM

Vote For 2

	TOTAL	VOTE %	ELECTION DAY	MAIL VOTE	PROVISIONAL VOTE
Write-In Totals	10	100.00%	0	10	0

BOROUGH COUNCIL SOUTH NEW CASTLE BORO 4 YEAR TERM

Vote For 2

	TOTAL	VOTE %	ELECTION DAY	MAIL VOTE	PROVISIONAL VOTE
REP GREGORY SZKLINSKI	86	94.51%	65	21	0
Write-In Totals	5	5.49%	3	2	0

Summary Results Report
2021 GENERAL

*** UNOFFICIAL RESULTS ***

November 2, 2021

Lawrence County

BOROUGH COUNCIL ENON VALLEY BORO 2 YEAR TERM

Vote For 1

	TOTAL	VOTE %	ELECTION DAY	MAIL VOTE	PROVISIONAL VOTE
REP KELLY J STEAR	56	94.92%	53	3	0
Write-In Totals	3	5.08%	2	1	0

BOROUGH AUDITOR ENON VALLEY BORO

Vote For 1

	TOTAL	VOTE %	ELECTION DAY	MAIL VOTE	PROVISIONAL VOTE
Write-In Totals	3	100.00%	2	1	0

BOROUGH AUDITOR NEW BEAVER BORO

Vote For 1

	TOTAL	VOTE %	ELECTION DAY	MAIL VOTE	PROVISIONAL VOTE
REP PATRICIA A MCANLIS	262	100.00%	214	48	0
Write-In Totals	0	0.00%	0	0	0

BOROUGH AUDITOR SNPJ

Vote For 1

	TOTAL	VOTE %	ELECTION DAY	MAIL VOTE	PROVISIONAL VOTE
REP RENEE NORMAN KENNY	5	100.00%	0	5	0
Write-In Totals	0	0.00%	0	0	0

TAX COLLECTOR BESSEMER BORO

Vote For 1

	TOTAL	VOTE %	ELECTION DAY	MAIL VOTE	PROVISIONAL VOTE
DEM/REP JANET M NOVAD	236	99.16%	187	49	0
Write-In Totals	2	0.84%	2	0	0

Summary Results Report
2021 GENERAL

*** UNOFFICIAL RESULTS ***

November 2, 2021

Lawrence County

TAX COLLECTOR ELLPORT BORO

Vote For 1

	TOTAL	VOTE %	ELECTION DAY	MAIL VOTE	PROVISIONAL VOTE
DEM/REP RITA FOLEY	249	98.42%	202	47	0
Write-In Totals	4	1.58%	3	1	0

TAX COLLECTOR ELLWOOD CITY BORO

Vote For 1

	TOTAL	VOTE %	ELECTION DAY	MAIL VOTE	PROVISIONAL VOTE
DEM/REP SUSAN GATTO	1,099	99.73%	834	265	0
Write-In Totals	3	0.27%	3	0	0

TAX COLLECTOR ENON VALLEY BORO

Vote For 1

	TOTAL	VOTE %	ELECTION DAY	MAIL VOTE	PROVISIONAL VOTE
Write-In Totals	9	100.00%	8	1	0

TAX COLLECTOR NEW BEAVER BORO

Vote For 1

	TOTAL	VOTE %	ELECTION DAY	MAIL VOTE	PROVISIONAL VOTE
DEM/REP DRITA L CRAWFORD	261	100.00%	207	54	0
Write-In Totals	0	0.00%	0	0	0

TAX COLLECTOR NEW WILMINGTON BORO

Vote For 1

	TOTAL	VOTE %	ELECTION DAY	MAIL VOTE	PROVISIONAL VOTE
REP WILLIAM J NICHOLS	313	99.37%	218	95	0
Write-In Totals	2	0.63%	2	0	0

**Summary Results Report
2021 GENERAL**

***** UNOFFICIAL RESULTS *****

November 2, 2021

Lawrence County

TAX COLLECTOR SNPJ

Vote For 1

	TOTAL	VOTE %	ELECTION DAY	MAIL VOTE	PROVISIONAL VOTE
DEM/REP KAREN S MAGNONE	5	100.00%	0	5	0
Write-In Totals	0	0.00%	0	0	0

TAX COLLECTOR SOUTH NEW CASTLE BORO

Vote For 1

	TOTAL	VOTE %	ELECTION DAY	MAIL VOTE	PROVISIONAL VOTE
DEM JOLENE THOMPSON	97	98.98%	69	28	0
Write-In Totals	1	1.02%	1	0	0

TAX COLLECTOR VOLANT BORO

Vote For 1

	TOTAL	VOTE %	ELECTION DAY	MAIL VOTE	PROVISIONAL VOTE
Write-In Totals	23	100.00%	23	0	0

TAX COLLECTOR WAMPUM BORO

Vote For 1

	TOTAL	VOTE %	ELECTION DAY	MAIL VOTE	PROVISIONAL VOTE
DEM/REP SUE DEAN	136	100.00%	111	25	0
Write-In Totals	0	0.00%	0	0	0

TOWNSHIP SUPERVISOR HICKORY TWP

Vote For 1

	TOTAL	VOTE %	ELECTION DAY	MAIL VOTE	PROVISIONAL VOTE
DEM/REP CHRIS FABIAN	490	97.22%	411	79	0
Write-In Totals	14	2.78%	11	3	0

**Summary Results Report
2021 GENERAL**

***** UNOFFICIAL RESULTS *****

November 2, 2021

Lawrence County

TOWNSHIP SUPERVISOR LITTLE BEAVER TWP

Vote For 1

	TOTAL	VOTE %	ELECTION DAY	MAIL VOTE	PROVISIONAL VOTE
REP ROBERT W KUHN JR	232	97.07%	216	16	0
Write-In Totals	7	2.93%	5	2	0

TOWNSHIP SUPERVISOR MAHONING TWP

Vote For 1

	TOTAL	VOTE %	ELECTION DAY	MAIL VOTE	PROVISIONAL VOTE
DEM/REP MARK SACKIN	496	96.88%	419	77	0
Write-In Totals	16	3.12%	16	0	0

TOWNSHIP SUPERVISOR NESHANNOCK TWP

Vote For 1

	TOTAL	VOTE %	ELECTION DAY	MAIL VOTE	PROVISIONAL VOTE
DEM/REP LESLIE BUCCI	2,091	98.12%	1,395	696	0
Write-In Totals	40	1.88%	31	9	0

TOWNSHIP SUPERVISOR NORTH BEAVER TWP

Vote For 1

	TOTAL	VOTE %	ELECTION DAY	MAIL VOTE	PROVISIONAL VOTE
DEM/REP MARK COURSON	806	97.70%	600	206	0
Write-In Totals	19	2.30%	13	6	0

TOWNSHIP SUPERVISOR PERRY TWP

Vote For 1

	TOTAL	VOTE %	ELECTION DAY	MAIL VOTE	PROVISIONAL VOTE
DEM/REP JOHN ZIAS	323	95.85%	252	71	0
Write-In Totals	14	4.15%	13	1	0

Summary Results Report
2021 GENERAL

*** UNOFFICIAL RESULTS ***

November 2, 2021

Lawrence County

TOWNSHIP SUPERVISOR PLAIN GROVE TWP

Vote For 1

	TOTAL	VOTE %	ELECTION DAY	MAIL VOTE	PROVISIONAL VOTE
DEM JEFFREY W BISHOP	87	71.90%	75	12	0
Write-In Totals	34	28.10%	31	3	0

TOWNSHIP SUPERVISOR PULASKI TWP

Vote For 1

	TOTAL	VOTE %	ELECTION DAY	MAIL VOTE	PROVISIONAL VOTE
DEM/REP ROBERT KEITH STOWE	547	96.99%	433	114	0
Write-In Totals	17	3.01%	12	5	0

TOWNSHIP SUPERVISOR SCOTT TWP

Vote For 1

	TOTAL	VOTE %	ELECTION DAY	MAIL VOTE	PROVISIONAL VOTE
REP RICHARD L BOOK	506	98.25%	442	64	0
Write-In Totals	9	1.75%	6	3	0

TOWNSHIP SUPERVISOR SHENANGO TWP

Vote For 1

	TOTAL	VOTE %	ELECTION DAY	MAIL VOTE	PROVISIONAL VOTE
DEM/REP FRANK R AUGUSTINE	1,354	95.82%	1,025	329	0
Write-In Totals	59	4.18%	49	10	0

TOWNSHIP SUPERVISOR SLIPPERY ROCK TWP

Vote For 1

	TOTAL	VOTE %	ELECTION DAY	MAIL VOTE	PROVISIONAL VOTE
REP LEO M PROCH	639	81.92%	574	65	0
DEM DAVID MACRI	136	17.44%	67	69	0
Write-In Totals	5	0.64%	5	0	0

**Summary Results Report
2021 GENERAL**

***** UNOFFICIAL RESULTS *****

November 2, 2021

Lawrence County

TOWNSHIP SUPERVISOR TAYLOR TWP

Vote For 1

	TOTAL	VOTE %	ELECTION DAY	MAIL VOTE	PROVISIONAL VOTE
DEM/REP KEN CARAVELLA	172	95.56%	124	48	0
Write-In Totals	8	4.44%	7	1	0

TOWNSHIP SUPERVISOR UNION TWP

Vote For 1

	TOTAL	VOTE %	ELECTION DAY	MAIL VOTE	PROVISIONAL VOTE
REP VINCENT GENTILE	556	52.30%	457	99	0
DEM PAT ANGIOLELLI	505	47.51%	296	209	0
Write-In Totals	2	0.19%	2	0	0

TOWNSHIP SUPERVISOR WASHINGTON TWP

Vote For 1

	TOTAL	VOTE %	ELECTION DAY	MAIL VOTE	PROVISIONAL VOTE
REP JEFFREY W MCCONNELL	182	97.85%	159	23	0
Write-In Totals	4	2.15%	3	1	0

TOWNSHIP SUPERVISOR WAYNE TWP

Vote For 1

	TOTAL	VOTE %	ELECTION DAY	MAIL VOTE	PROVISIONAL VOTE
REP MARC CUNNINGHAM	291	46.49%	257	34	0
DEM LISA CZERPAK	207	33.07%	145	62	0
Write-In Totals	128	20.45%	114	14	0

TOWNSHIP SUPERVISOR WILMINGTON TWP

Vote For 1

	TOTAL	VOTE %	ELECTION DAY	MAIL VOTE	PROVISIONAL VOTE
REP BRIAN K SWISHER	542	97.31%	443	99	0
Write-In Totals	15	2.69%	10	5	0

Summary Results Report
2021 GENERAL

*** UNOFFICIAL RESULTS ***

November 2, 2021

Lawrence County

TOWNSHIP SUPERVISOR PULASKI TWP 2 YEAR TERM

Vote For 1

	TOTAL	VOTE %	ELECTION DAY	MAIL VOTE	PROVISIONAL VOTE
REP KELLY OWEN SMITH	521	93.54%	447	74	0
Write-In Totals	36	6.46%	25	11	0

TOWNSHIP SUPERVISOR SCOTT TWP 2 YEAR TERM

Vote For 1

	TOTAL	VOTE %	ELECTION DAY	MAIL VOTE	PROVISIONAL VOTE
REP THOMAS F MCCOSBY	456	80.00%	401	55	0
IND DWAYNE C GIBSON	112	19.65%	81	31	0
Write-In Totals	2	0.35%	2	0	0

TOWNSHIP SUPERVISOR WILMINGTON TWP 2 YEAR TERM

Vote For 1

	TOTAL	VOTE %	ELECTION DAY	MAIL VOTE	PROVISIONAL VOTE
REP JOHN ZEHNER	476	77.78%	415	61	0
DEM JOHN D STUART	132	21.57%	57	75	0
Write-In Totals	4	0.65%	4	0	0

TOWNSHIP AUDITOR HICKORY TWP

Vote For 1

	TOTAL	VOTE %	ELECTION DAY	MAIL VOTE	PROVISIONAL VOTE
REP JOSHUA LATORE	515	99.81%	441	74	0
Write-In Totals	1	0.19%	1	0	0

TOWNSHIP AUDITOR LITTLE BEAVER TWP

Vote For 1

	TOTAL	VOTE %	ELECTION DAY	MAIL VOTE	PROVISIONAL VOTE
REP JOAN S ARROW	228	98.28%	211	17	0
Write-In Totals	4	1.72%	4	0	0

Summary Results Report
2021 GENERAL

*** UNOFFICIAL RESULTS ***

November 2, 2021

Lawrence County

TOWNSHIP AUDITOR MAHONING TWP

Vote For 1

	TOTAL	VOTE %	ELECTION DAY	MAIL VOTE	PROVISIONAL VOTE
Write-In Totals	50	100.00%	46	4	0

TOWNSHIP AUDITOR NESHANNOCK TWP

Vote For 1

	TOTAL	VOTE %	ELECTION DAY	MAIL VOTE	PROVISIONAL VOTE
DEM/REP MELANIE MELCER	2,110	99.53%	1,414	696	0
Write-In Totals	10	0.47%	7	3	0

TOWNSHIP AUDITOR NORTH BEAVER TWP

Vote For 1

	TOTAL	VOTE %	ELECTION DAY	MAIL VOTE	PROVISIONAL VOTE
REP RENEE NORMAN KENNY	819	99.27%	644	175	0
Write-In Totals	6	0.73%	2	4	0

TOWNSHIP AUDITOR PERRY TWP

Vote For 1

	TOTAL	VOTE %	ELECTION DAY	MAIL VOTE	PROVISIONAL VOTE
Write-In Totals	15	100.00%	12	3	0

TOWNSHIP AUDITOR PLAIN GROVE TWP

Vote For 1

	TOTAL	VOTE %	ELECTION DAY	MAIL VOTE	PROVISIONAL VOTE
Write-In Totals	18	100.00%	16	2	0

TOWNSHIP AUDITOR PULASKI TWP

Vote For 1

	TOTAL	VOTE %	ELECTION DAY	MAIL VOTE	PROVISIONAL VOTE
Write-In Totals	51	100.00%	44	7	0

Summary Results Report
2021 GENERAL

*** UNOFFICIAL RESULTS ***

November 2, 2021

Lawrence County

TOWNSHIP AUDITOR SCOTT TWP

Vote For 1

	TOTAL	VOTE %	ELECTION DAY	MAIL VOTE	PROVISIONAL VOTE
REP PAMELA A SHAW	532	99.07%	462	70	0
Write-In Totals	5	0.93%	4	1	0

TOWNSHIP AUDITOR SHENANGO TWP

Vote For 1

	TOTAL	VOTE %	ELECTION DAY	MAIL VOTE	PROVISIONAL VOTE
Write-In Totals	76	100.00%	63	13	0

TOWNSHIP AUDITOR SLIPPERY ROCK TWP

Vote For 1

	TOTAL	VOTE %	ELECTION DAY	MAIL VOTE	PROVISIONAL VOTE
Write-In Totals	56	100.00%	47	9	0

TOWNSHIP AUDITOR TAYLOR TWP

Vote For 1

	TOTAL	VOTE %	ELECTION DAY	MAIL VOTE	PROVISIONAL VOTE
Write-In Totals	18	100.00%	11	7	0

TOWNSHIP AUDITOR UNION TWP

Vote For 1

	TOTAL	VOTE %	ELECTION DAY	MAIL VOTE	PROVISIONAL VOTE
DEM/REP CHRISTOPHER A JACOBS	939	99.05%	662	277	0
Write-In Totals	9	0.95%	5	4	0

TOWNSHIP AUDITOR WASHINGTON TWP

Vote For 1

	TOTAL	VOTE %	ELECTION DAY	MAIL VOTE	PROVISIONAL VOTE
REP BRUCE E CURFMAN	181	99.45%	162	19	0
Write-In Totals	1	0.55%	0	1	0

Summary Results Report
2021 GENERAL

*** UNOFFICIAL RESULTS ***

November 2, 2021

Lawrence County

TOWNSHIP AUDITOR WAYNE TWP

Vote For 1

	TOTAL	VOTE %	ELECTION DAY	MAIL VOTE	PROVISIONAL VOTE
Write-In Totals	144	100.00%	132	12	0

TOWNSHIP AUDITOR WILMINGTON TWP

Vote For 1

	TOTAL	VOTE %	ELECTION DAY	MAIL VOTE	PROVISIONAL VOTE
REP JERRY HAMMERSCHMIDT	513	94.30%	416	97	0
Write-In Totals	31	5.70%	27	4	0

TOWNSHIP AUDITOR WILMINGTON TWP 4 YEAR TERM

Vote For 1

	TOTAL	VOTE %	ELECTION DAY	MAIL VOTE	PROVISIONAL VOTE
Write-In Totals	151	100.00%	144	7	0

TOWNSHIP AUDITOR HICKORY TWP 2 YEAR TERM

Vote For 1

	TOTAL	VOTE %	ELECTION DAY	MAIL VOTE	PROVISIONAL VOTE
LIB SAMUEL JAMES AUDIA	421	99.53%	348	73	0
Write-In Totals	2	0.47%	2	0	0

TOWNSHIP AUDITOR UNION TWP 2 YEAR TERM

Vote For 1

	TOTAL	VOTE %	ELECTION DAY	MAIL VOTE	PROVISIONAL VOTE
DEM/REP STEPHEN M GALIZIA	830	96.85%	584	246	0
Write-In Totals	27	3.15%	20	7	0

Summary Results Report
2021 GENERAL

*** UNOFFICIAL RESULTS ***

November 2, 2021

Lawrence County

TOWNSHIP TAX COLLECTER HICKORY TWP

Vote For 1

	TOTAL	VOTE %	ELECTION DAY	MAIL VOTE	PROVISIONAL VOTE
REP LORI SICKAFUSE ZULAUF	536	99.44%	456	80	0
Write-In Totals	3	0.56%	3	0	0

TOWNSHIP TAX COLLECTER LITTLE BEAVER TWP

Vote For 1

	TOTAL	VOTE %	ELECTION DAY	MAIL VOTE	PROVISIONAL VOTE
REP STACY L COSGROVE	238	98.76%	218	20	0
Write-In Totals	3	1.24%	3	0	0

TOWNSHIP TAX COLLECTER MAHONING TWP

Vote For 1

	TOTAL	VOTE %	ELECTION DAY	MAIL VOTE	PROVISIONAL VOTE
DEM/REP CASSIE RUEHLE	499	98.62%	417	82	0
Write-In Totals	7	1.38%	6	1	0

TOWNSHIP TAX COLLECTER NESHANNOCK TWP

Vote For 1

	TOTAL	VOTE %	ELECTION DAY	MAIL VOTE	PROVISIONAL VOTE
DEM/REP GEORGANN GALL	2,152	99.54%	1,442	710	0
Write-In Totals	10	0.46%	6	4	0

TOWNSHIP TAX COLLECTER NORTH BEAVER TWP

Vote For 1

	TOTAL	VOTE %	ELECTION DAY	MAIL VOTE	PROVISIONAL VOTE
DEM/REP KAREN S MAGNONE	900	99.45%	670	230	0
Write-In Totals	5	0.55%	4	1	0

Summary Results Report
2021 GENERAL

*** UNOFFICIAL RESULTS ***

November 2, 2021

Lawrence County

TOWNSHIP TAX COLLECTER PERRY TWP

Vote For 1

	TOTAL	VOTE %	ELECTION DAY	MAIL VOTE	PROVISIONAL VOTE
REP JANICE MARSHALL	313	79.04%	266	47	0
DEM TERESA SINCLAIR	81	20.45%	50	31	0
Write-In Totals	2	0.51%	2	0	0

TOWNSHIP TAX COLLECTER PLAIN GROVE TWP

Vote For 1

	TOTAL	VOTE %	ELECTION DAY	MAIL VOTE	PROVISIONAL VOTE
REP JESSICA MCCURDY	154	98.72%	141	13	0
Write-In Totals	2	1.28%	2	0	0

TOWNSHIP TAX COLLECTER PULASKI TWP

Vote For 1

	TOTAL	VOTE %	ELECTION DAY	MAIL VOTE	PROVISIONAL VOTE
REP BRADLEY MARSHALL	598	99.34%	501	97	0
Write-In Totals	4	0.66%	4	0	0

TOWNSHIP TAX COLLECTER SCOTT TWP

Vote For 1

	TOTAL	VOTE %	ELECTION DAY	MAIL VOTE	PROVISIONAL VOTE
REP DANIEL J CHROBAK	536	99.08%	465	71	0
Write-In Totals	5	0.92%	4	1	0

TOWNSHIP TAX COLLECTER SHENANGO TWP

Vote For 1

	TOTAL	VOTE %	ELECTION DAY	MAIL VOTE	PROVISIONAL VOTE
DEM/REP MARY JANE COUSINS	1,445	98.97%	1,089	356	0
Write-In Totals	15	1.03%	11	4	0

Summary Results Report
2021 GENERAL

*** UNOFFICIAL RESULTS ***

November 2, 2021

Lawrence County

TOWNSHIP TAX COLLECTER SLIPPERY ROCK TWP

Vote For 1

	TOTAL	VOTE %	ELECTION DAY	MAIL VOTE	PROVISIONAL VOTE
Write-In Totals	328	100.00%	314	14	0

TOWNSHIP TAX COLLECTER TAYLOR TWP

Vote For 1

	TOTAL	VOTE %	ELECTION DAY	MAIL VOTE	PROVISIONAL VOTE
DEM/REP ANDREW SENCHAK	195	99.49%	138	57	0
Write-In Totals	1	0.51%	1	0	0

TOWNSHIP TAX COLLECTER UNION TWP

Vote For 1

	TOTAL	VOTE %	ELECTION DAY	MAIL VOTE	PROVISIONAL VOTE
DEM/REP DOREEN VITULLO	1,008	99.80%	717	291	0
Write-In Totals	2	0.20%	1	1	0

TOWNSHIP TAX COLLECTER WASHINGTON TWP

Vote For 1

	TOTAL	VOTE %	ELECTION DAY	MAIL VOTE	PROVISIONAL VOTE
REP MISSY SHAW DAVIES	186	99.47%	165	21	0
Write-In Totals	1	0.53%	0	1	0

TOWNSHIP TAX COLLECTER WAYNE TWP

Vote For 1

	TOTAL	VOTE %	ELECTION DAY	MAIL VOTE	PROVISIONAL VOTE
REP SHARI BANEY	332	52.45%	299	33	0
DEM KRISTY CAROFINO	300	47.39%	226	74	0
Write-In Totals	1	0.16%	1	0	0

Summary Results Report
2021 GENERAL

*** UNOFFICIAL RESULTS ***

November 2, 2021

Lawrence County

TOWNSHIP TAX COLLECTER WILMINGTON TWP

Vote For 1

	TOTAL	VOTE %	ELECTION DAY	MAIL VOTE	PROVISIONAL VOTE
REP JODIE ELDER	585	99.49%	470	115	0
Write-In Totals	3	0.51%	2	1	0

CONSTABLE NEW CASTLE 1

Vote For 1

	TOTAL	VOTE %	ELECTION DAY	MAIL VOTE	PROVISIONAL VOTE
DEM JOSEPH VITALE	190	98.45%	141	49	0
Write-In Totals	3	1.55%	3	0	0

CONSTABLE NEW CASTLE 2

Vote For 1

	TOTAL	VOTE %	ELECTION DAY	MAIL VOTE	PROVISIONAL VOTE
LIB ZACKARY A PROCTOR	747	97.14%	544	203	0
Write-In Totals	22	2.86%	15	7	0

CONSTABLE NEW CASTLE 3

Vote For 1

	TOTAL	VOTE %	ELECTION DAY	MAIL VOTE	PROVISIONAL VOTE
Write-In Totals	25	100.00%	18	7	0

CONSTABLE NEW CASTLE 4

Vote For 1

	TOTAL	VOTE %	ELECTION DAY	MAIL VOTE	PROVISIONAL VOTE
Write-In Totals	39	100.00%	27	12	0

CONSTABLE NEW CASTLE 5

Vote For 1

	TOTAL	VOTE %	ELECTION DAY	MAIL VOTE	PROVISIONAL VOTE
Write-In Totals	22	100.00%	20	2	0

Summary Results Report
2021 GENERAL

*** UNOFFICIAL RESULTS ***

November 2, 2021

Lawrence County

CONSTABLE NEW CASTLE 6

Vote For 1

	TOTAL	VOTE %	ELECTION DAY	MAIL VOTE	PROVISIONAL VOTE
DEM WILLIAM B BROTHERS JR	88	95.65%	70	18	0
Write-In Totals	4	4.35%	4	0	0

CONSTABLE NEW CASTLE 7

Vote For 1

	TOTAL	VOTE %	ELECTION DAY	MAIL VOTE	PROVISIONAL VOTE
Write-In Totals	13	100.00%	10	3	0

CONSTABLE NEW CASTLE 8

Vote For 1

	TOTAL	VOTE %	ELECTION DAY	MAIL VOTE	PROVISIONAL VOTE
DEM DENNIS J MARLOWE	77	97.47%	45	32	0
Write-In Totals	2	2.53%	2	0	0

CONSTABLE BESSEMER BORO

Vote For 1

	TOTAL	VOTE %	ELECTION DAY	MAIL VOTE	PROVISIONAL VOTE
DEM/REP ARTHUR R VAN TASSEL	222	97.37%	177	45	0
Write-In Totals	6	2.63%	4	2	0

CONSTABLE ELLPORT BORO

Vote For 1

	TOTAL	VOTE %	ELECTION DAY	MAIL VOTE	PROVISIONAL VOTE
REP JUSTIN NEUPAUER	232	98.31%	195	37	0
Write-In Totals	4	1.69%	3	1	0

**Summary Results Report
2021 GENERAL**

***** UNOFFICIAL RESULTS *****

November 2, 2021

Lawrence County

CONSTABLE ELLWOOD CITY BORO 1

Vote For 1

	TOTAL	VOTE %	ELECTION DAY	MAIL VOTE	PROVISIONAL VOTE
DEM CORY J SMITH	101	99.02%	80	21	0
Write-In Totals	1	0.98%	1	0	0

CONSTABLE ELLWOOD CITY BORO 2

Vote For 1

	TOTAL	VOTE %	ELECTION DAY	MAIL VOTE	PROVISIONAL VOTE
Write-In Totals	4	100.00%	2	2	0

CONSTABLE ELLWOOD CITY BORO 3

Vote For 1

	TOTAL	VOTE %	ELECTION DAY	MAIL VOTE	PROVISIONAL VOTE
Write-In Totals	6	100.00%	5	1	0

CONSTABLE ELLWOOD CITY BORO 4

Vote For 1

	TOTAL	VOTE %	ELECTION DAY	MAIL VOTE	PROVISIONAL VOTE
Write-In Totals	18	100.00%	15	3	0

CONSTABLE ELLWOOD CITY BORO 5

Vote For 1

	TOTAL	VOTE %	ELECTION DAY	MAIL VOTE	PROVISIONAL VOTE
Write-In Totals	17	100.00%	11	6	0

CONSTABLE ENON VALLEY BORO

Vote For 1

	TOTAL	VOTE %	ELECTION DAY	MAIL VOTE	PROVISIONAL VOTE
Write-In Totals	3	100.00%	2	1	0

Summary Results Report
2021 GENERAL

*** UNOFFICIAL RESULTS ***

November 2, 2021

Lawrence County

CONSTABLE NEW BEAVER BORO

Vote For 1

	TOTAL	VOTE %	ELECTION DAY	MAIL VOTE	PROVISIONAL VOTE
DEM DAVID O HAIRHOGER	186	93.94%	142	44	0
Write-In Totals	12	6.06%	12	0	0

CONSTABLE NEW WILMINGTON BORO

Vote For 1

	TOTAL	VOTE %	ELECTION DAY	MAIL VOTE	PROVISIONAL VOTE
Write-In Totals	11	100.00%	7	4	0

CONSTABLE SNPJ

Vote For 1

	TOTAL	VOTE %	ELECTION DAY	MAIL VOTE	PROVISIONAL VOTE
Write-In Totals	2	100.00%	0	2	0

CONSTABLE SOUTH NEW CASTLE BORO

Vote For 1

	TOTAL	VOTE %	ELECTION DAY	MAIL VOTE	PROVISIONAL VOTE
DEM JOSEPH NOCERA	95	98.96%	67	28	0
Write-In Totals	1	1.04%	1	0	0

CONSTABLE VOLANT BORO

Vote For 1

	TOTAL	VOTE %	ELECTION DAY	MAIL VOTE	PROVISIONAL VOTE
Write-In Totals	2	100.00%	2	0	0

CONSTABLE WAMPUM BORO

Vote For 1

	TOTAL	VOTE %	ELECTION DAY	MAIL VOTE	PROVISIONAL VOTE
DEM/REP TONY BUCCI	131	100.00%	106	25	0
Write-In Totals	0	0.00%	0	0	0

**Summary Results Report
2021 GENERAL**

***** UNOFFICIAL RESULTS *****

November 2, 2021

Lawrence County

CONSTABLE HICKORY TWP

Vote For 1

	TOTAL	VOTE %	ELECTION DAY	MAIL VOTE	PROVISIONAL VOTE
REP DANIEL E REIBER	535	100.00%	463	72	0
Write-In Totals	0	0.00%	0	0	0

CONSTABLE LITTLE BEAVER TWP

Vote For 1

	TOTAL	VOTE %	ELECTION DAY	MAIL VOTE	PROVISIONAL VOTE
REP THOMAS W KUHN	227	95.38%	212	15	0
Write-In Totals	11	4.62%	8	3	0

CONSTABLE MAHONING TWP

Vote For 1

	TOTAL	VOTE %	ELECTION DAY	MAIL VOTE	PROVISIONAL VOTE
REP SCOTT A REED	468	98.94%	411	57	0
Write-In Totals	5	1.06%	5	0	0

CONSTABLE NESHANNOCK TWP

Vote For 1

	TOTAL	VOTE %	ELECTION DAY	MAIL VOTE	PROVISIONAL VOTE
REP ROBERT A CAPEZIO SR	2,037	98.79%	1,485	552	0
Write-In Totals	25	1.21%	12	13	0

CONSTABLE NORTH BEAVER TWP

Vote For 1

	TOTAL	VOTE %	ELECTION DAY	MAIL VOTE	PROVISIONAL VOTE
Write-In Totals	43	100.00%	32	11	0

Summary Results Report
2021 GENERAL

*** UNOFFICIAL RESULTS ***

November 2, 2021

Lawrence County

CONSTABLE PERRY TWP

Vote For 1

	TOTAL	VOTE %	ELECTION DAY	MAIL VOTE	PROVISIONAL VOTE
Write-In Totals	15	100.00%	13	2	0

CONSTABLE PLAIN GROVE TWP

Vote For 1

	TOTAL	VOTE %	ELECTION DAY	MAIL VOTE	PROVISIONAL VOTE
Write-In Totals	10	100.00%	9	1	0

CONSTABLE PULASKI TWP

Vote For 1

	TOTAL	VOTE %	ELECTION DAY	MAIL VOTE	PROVISIONAL VOTE
Write-In Totals	24	100.00%	20	4	0

CONSTABLE SCOTT TWP

Vote For 1

	TOTAL	VOTE %	ELECTION DAY	MAIL VOTE	PROVISIONAL VOTE
REP DARRELL C HILL	515	98.28%	450	65	0
Write-In Totals	9	1.72%	7	2	0

CONSTABLE SHENANGO TWP

Vote For 1

	TOTAL	VOTE %	ELECTION DAY	MAIL VOTE	PROVISIONAL VOTE
REP RUSSELL A DEMATTEO	1,350	98.97%	1,082	268	0
Write-In Totals	14	1.03%	9	5	0

Summary Results Report
2021 GENERAL

*** UNOFFICIAL RESULTS ***

November 2, 2021

Lawrence County

CONSTABLE SLIPPERY ROCK TWP

Vote For 1

	TOTAL	VOTE %	ELECTION DAY	MAIL VOTE	PROVISIONAL VOTE
REP ED FOSNAUGHT	584	76.94%	534	50	0
DEM DAVID MACRI	172	22.66%	93	79	0
Write-In Totals	3	0.40%	3	0	0

CONSTABLE TAYLOR TWP

Vote For 1

	TOTAL	VOTE %	ELECTION DAY	MAIL VOTE	PROVISIONAL VOTE
DEM JOE PAULETICH	160	94.67%	111	49	0
Write-In Totals	9	5.33%	8	1	0

CONSTABLE UNION TWP

Vote For 1

	TOTAL	VOTE %	ELECTION DAY	MAIL VOTE	PROVISIONAL VOTE
DEM/REP CLIFFORD E HUNT SR	929	98.94%	658	271	0
Write-In Totals	10	1.06%	6	4	0

CONSTABLE WASHINGTON TWP

Vote For 1

	TOTAL	VOTE %	ELECTION DAY	MAIL VOTE	PROVISIONAL VOTE
Write-In Totals	14	100.00%	11	3	0

CONSTABLE WAYNE TWP

Vote For 1

	TOTAL	VOTE %	ELECTION DAY	MAIL VOTE	PROVISIONAL VOTE
REP ERIC E JOHNSON	532	97.44%	463	69	0
Write-In Totals	14	2.56%	11	3	0

Summary Results Report
2021 GENERAL

*** UNOFFICIAL RESULTS ***

November 2, 2021

Lawrence County

CONSTABLE WILMINGTON TWP

Vote For 1

	TOTAL	VOTE %	ELECTION DAY	MAIL VOTE	PROVISIONAL VOTE
Write-In Totals	39	100.00%	32	7	0

JUDGE OF ELECTION New Castle 1-1

Vote For 1

	TOTAL	VOTE %	ELECTION DAY	MAIL VOTE	PROVISIONAL VOTE
Write-In Totals	38	100.00%	37	1	0

JUDGE OF ELECTION New Castle 1-2

Vote For 1

	TOTAL	VOTE %	ELECTION DAY	MAIL VOTE	PROVISIONAL VOTE
DEM MARY C SMITH	113	98.26%	87	26	0
Write-In Totals	2	1.74%	2	0	0

JUDGE OF ELECTION New Castle 2-1

Vote For 1

	TOTAL	VOTE %	ELECTION DAY	MAIL VOTE	PROVISIONAL VOTE
Write-In Totals	15	100.00%	10	5	0

JUDGE OF ELECTION New Castle 2-2

Vote For 1

	TOTAL	VOTE %	ELECTION DAY	MAIL VOTE	PROVISIONAL VOTE
Write-In Totals	21	100.00%	11	10	0

JUDGE OF ELECTION New Castle 2-3

Vote For 1

	TOTAL	VOTE %	ELECTION DAY	MAIL VOTE	PROVISIONAL VOTE
REP LEROY POLDING	172	98.85%	127	45	0
Write-In Totals	2	1.15%	2	0	0

Summary Results Report
2021 GENERAL

*** UNOFFICIAL RESULTS ***

November 2, 2021

Lawrence County

JUDGE OF ELECTION New Castle 2-4

Vote For 1

	TOTAL	VOTE %	ELECTION DAY	MAIL VOTE	PROVISIONAL VOTE
Write-In Totals	9	100.00%	6	3	0

JUDGE OF ELECTION New Castle 2-5

Vote For 1

	TOTAL	VOTE %	ELECTION DAY	MAIL VOTE	PROVISIONAL VOTE
DEM MARY R COGLIO	267	96.74%	181	86	0
Write-In Totals	9	3.26%	9	0	0

JUDGE OF ELECTION New Castle 3-1

Vote For 1

	TOTAL	VOTE %	ELECTION DAY	MAIL VOTE	PROVISIONAL VOTE
Write-In Totals	9	100.00%	7	2	0

JUDGE OF ELECTION New Castle 3-2

Vote For 1

	TOTAL	VOTE %	ELECTION DAY	MAIL VOTE	PROVISIONAL VOTE
Write-In Totals	15	100.00%	13	2	0

JUDGE OF ELECTION New Castle 4-1

Vote For 1

	TOTAL	VOTE %	ELECTION DAY	MAIL VOTE	PROVISIONAL VOTE
Write-In Totals	13	100.00%	9	4	0

JUDGE OF ELECTION New Castle 4-2

Vote For 1

	TOTAL	VOTE %	ELECTION DAY	MAIL VOTE	PROVISIONAL VOTE
Write-In Totals	13	100.00%	7	6	0

Summary Results Report
2021 GENERAL

*** UNOFFICIAL RESULTS ***

November 2, 2021

Lawrence County

JUDGE OF ELECTION New Castle 4-3

Vote For 1

	TOTAL	VOTE %	ELECTION DAY	MAIL VOTE	PROVISIONAL VOTE
Write-In Totals	14	100.00%	11	3	0

JUDGE OF ELECTION New Castle 5-1

Vote For 1

	TOTAL	VOTE %	ELECTION DAY	MAIL VOTE	PROVISIONAL VOTE
Write-In Totals	4	100.00%	2	2	0

JUDGE OF ELECTION New Castle 5-2

Vote For 1

	TOTAL	VOTE %	ELECTION DAY	MAIL VOTE	PROVISIONAL VOTE
Write-In Totals	6	100.00%	6	0	0

JUDGE OF ELECTION New Castle 6-1

Vote For 1

	TOTAL	VOTE %	ELECTION DAY	MAIL VOTE	PROVISIONAL VOTE
DEM ALESIA L WARD	100	96.15%	79	21	0
Write-In Totals	4	3.85%	4	0	0

JUDGE OF ELECTION New Castle 7-1

Vote For 1

	TOTAL	VOTE %	ELECTION DAY	MAIL VOTE	PROVISIONAL VOTE
Write-In Totals	11	100.00%	8	3	0

JUDGE OF ELECTION New Castle 8-1

Vote For 1

	TOTAL	VOTE %	ELECTION DAY	MAIL VOTE	PROVISIONAL VOTE
Write-In Totals	19	100.00%	18	1	0

Summary Results Report
2021 GENERAL

*** UNOFFICIAL RESULTS ***

November 2, 2021

Lawrence County

JUDGE OF ELECTION Bessemer Boro

Vote For 1

	TOTAL	VOTE %	ELECTION DAY	MAIL VOTE	PROVISIONAL VOTE
REP JANET M NOVAD	219	98.65%	174	45	0
Write-In Totals	3	1.35%	2	1	0

JUDGE OF ELECTION Ellport Boro

Vote For 1

	TOTAL	VOTE %	ELECTION DAY	MAIL VOTE	PROVISIONAL VOTE
DEM SHEILA I BOY	224	97.82%	183	41	0
Write-In Totals	5	2.18%	2	3	0

JUDGE OF ELECTION Ellwood City Boro 1-1

Vote For 1

	TOTAL	VOTE %	ELECTION DAY	MAIL VOTE	PROVISIONAL VOTE
DEM DAN DICARLO	103	100.00%	82	21	0
Write-In Totals	0	0.00%	0	0	0

JUDGE OF ELECTION Ellwood City Boro 2-1

Vote For 1

	TOTAL	VOTE %	ELECTION DAY	MAIL VOTE	PROVISIONAL VOTE
Write-In Totals	6	100.00%	1	5	0

JUDGE OF ELECTION Ellwood City Boro 3-1

Vote For 1

	TOTAL	VOTE %	ELECTION DAY	MAIL VOTE	PROVISIONAL VOTE
DEM JOSEPH D MANCINI	120	96.77%	88	32	0
Write-In Totals	4	3.23%	4	0	0

Summary Results Report
2021 GENERAL

*** UNOFFICIAL RESULTS ***

November 2, 2021

Lawrence County

JUDGE OF ELECTION Ellwood City Boro 4-1

Vote For 1

	TOTAL	VOTE %	ELECTION DAY	MAIL VOTE	PROVISIONAL VOTE
Write-In Totals	8	100.00%	8	0	0

JUDGE OF ELECTION Ellwood City Boro 4-2

Vote For 1

	TOTAL	VOTE %	ELECTION DAY	MAIL VOTE	PROVISIONAL VOTE
Write-In Totals	14	100.00%	9	5	0

JUDGE OF ELECTION Ellwood City Boro 5-1

Vote For 1

	TOTAL	VOTE %	ELECTION DAY	MAIL VOTE	PROVISIONAL VOTE
Write-In Totals	8	100.00%	4	4	0

JUDGE OF ELECTION Ellwood City Boro 5-2

Vote For 1

	TOTAL	VOTE %	ELECTION DAY	MAIL VOTE	PROVISIONAL VOTE
REP ALAN DUDASH	217	97.75%	175	42	0
Write-In Totals	5	2.25%	4	1	0

JUDGE OF ELECTION Enon Valley Boro

Vote For 1

	TOTAL	VOTE %	ELECTION DAY	MAIL VOTE	PROVISIONAL VOTE
Write-In Totals	5	100.00%	5	0	0

JUDGE OF ELECTION New Beaver Boro

Vote For 1

	TOTAL	VOTE %	ELECTION DAY	MAIL VOTE	PROVISIONAL VOTE
REP JUDITH L BADGER	254	99.61%	206	48	0
Write-In Totals	1	0.39%	1	0	0

Summary Results Report
2021 GENERAL

*** UNOFFICIAL RESULTS ***

November 2, 2021

Lawrence County

JUDGE OF ELECTION New Wilmington Boro

Vote For 1

	TOTAL	VOTE %	ELECTION DAY	MAIL VOTE	PROVISIONAL VOTE
DEM CHERRY LYNNE POTEET	268	98.89%	171	97	0
Write-In Totals	3	1.11%	3	0	0

JUDGE OF ELECTION S.N.P.J. Boro

Vote For 1

	TOTAL	VOTE %	ELECTION DAY	MAIL VOTE	PROVISIONAL VOTE
Write-In Totals	5	100.00%	0	5	0

JUDGE OF ELECTION South New Castle Boro

Vote For 1

	TOTAL	VOTE %	ELECTION DAY	MAIL VOTE	PROVISIONAL VOTE
Write-In Totals	7	100.00%	6	1	0

JUDGE OF ELECTION Volant Boro

Vote For 1

	TOTAL	VOTE %	ELECTION DAY	MAIL VOTE	PROVISIONAL VOTE
Write-In Totals	5	100.00%	4	1	0

JUDGE OF ELECTION Wampum Boro

Vote For 1

	TOTAL	VOTE %	ELECTION DAY	MAIL VOTE	PROVISIONAL VOTE
REP IRIS REVETTI	128	99.22%	105	23	0
Write-In Totals	1	0.78%	1	0	0

**Summary Results Report
2021 GENERAL**

***** UNOFFICIAL RESULTS *****

November 2, 2021

Lawrence County

JUDGE OF ELECTION Hickory Twp 1

Vote For 1

	TOTAL	VOTE %	ELECTION DAY	MAIL VOTE	PROVISIONAL VOTE
REP JEAN M STEELE	134	52.55%	130	4	0
DEM SHIRLEY MITCHELTREE	120	47.06%	89	31	0
Write-In Totals	1	0.39%	1	0	0

JUDGE OF ELECTION Hickory Twp 2

Vote For 1

	TOTAL	VOTE %	ELECTION DAY	MAIL VOTE	PROVISIONAL VOTE
Write-In Totals	29	100.00%	28	1	0

JUDGE OF ELECTION Little Beaver Twp

Vote For 1

	TOTAL	VOTE %	ELECTION DAY	MAIL VOTE	PROVISIONAL VOTE
REP BETTY J SCOTT	237	99.16%	218	19	0
Write-In Totals	2	0.84%	2	0	0

JUDGE OF ELECTION Mahoning Twp 1

Vote For 1

	TOTAL	VOTE %	ELECTION DAY	MAIL VOTE	PROVISIONAL VOTE
REP BARBARA AUDIA	228	98.28%	202	26	0
Write-In Totals	4	1.72%	3	1	0

JUDGE OF ELECTION Mahoning Twp 2

Vote For 1

	TOTAL	VOTE %	ELECTION DAY	MAIL VOTE	PROVISIONAL VOTE
Write-In Totals	22	100.00%	22	0	0

Summary Results Report
2021 GENERAL

*** UNOFFICIAL RESULTS ***

November 2, 2021

Lawrence County

JUDGE OF ELECTION Neshannock Twp 1

Vote For 1

	TOTAL	VOTE %	ELECTION DAY	MAIL VOTE	PROVISIONAL VOTE
Write-In Totals	15	100.00%	9	6	0

JUDGE OF ELECTION Neshannock Twp 2

Vote For 1

	TOTAL	VOTE %	ELECTION DAY	MAIL VOTE	PROVISIONAL VOTE
REP ANNETTE COLUCCI	212	99.07%	152	60	0
Write-In Totals	2	0.93%	2	0	0

JUDGE OF ELECTION Neshannock Twp 3

Vote For 1

	TOTAL	VOTE %	ELECTION DAY	MAIL VOTE	PROVISIONAL VOTE
REP SARAH LUCA	309	98.41%	245	64	0
Write-In Totals	5	1.59%	1	4	0

JUDGE OF ELECTION Neshannock Twp 4

Vote For 1

	TOTAL	VOTE %	ELECTION DAY	MAIL VOTE	PROVISIONAL VOTE
Write-In Totals	14	100.00%	13	1	0

JUDGE OF ELECTION Neshannock Twp 5

Vote For 1

	TOTAL	VOTE %	ELECTION DAY	MAIL VOTE	PROVISIONAL VOTE
Write-In Totals	13	100.00%	12	1	0

JUDGE OF ELECTION Neshannock Twp 6

Vote For 1

	TOTAL	VOTE %	ELECTION DAY	MAIL VOTE	PROVISIONAL VOTE
Write-In Totals	15	100.00%	12	3	0

**Summary Results Report
2021 GENERAL**

***** UNOFFICIAL RESULTS *****

November 2, 2021

Lawrence County

JUDGE OF ELECTION Neshannock Twp 7

Vote For 1

	TOTAL	VOTE %	ELECTION DAY	MAIL VOTE	PROVISIONAL VOTE
Write-In Totals	9	100.00%	7	2	0

JUDGE OF ELECTION Neshannock Twp 8

Vote For 1

	TOTAL	VOTE %	ELECTION DAY	MAIL VOTE	PROVISIONAL VOTE
REP DEBRA E PAULINE	285	95.64%	195	90	0
Write-In Totals	13	4.36%	2	11	0

JUDGE OF ELECTION North Beaver Twp 1

Vote For 1

	TOTAL	VOTE %	ELECTION DAY	MAIL VOTE	PROVISIONAL VOTE
Write-In Totals	21	100.00%	19	2	0

JUDGE OF ELECTION North Beaver Twp 2

Vote For 1

	TOTAL	VOTE %	ELECTION DAY	MAIL VOTE	PROVISIONAL VOTE
REP LINDA R LESLIE	305	99.67%	238	67	0
Write-In Totals	1	0.33%	0	1	0

JUDGE OF ELECTION North Beaver Twp 3

Vote For 1

	TOTAL	VOTE %	ELECTION DAY	MAIL VOTE	PROVISIONAL VOTE
Write-In Totals	12	100.00%	8	4	0

JUDGE OF ELECTION Perry Twp 1

Vote For 1

	TOTAL	VOTE %	ELECTION DAY	MAIL VOTE	PROVISIONAL VOTE
Write-In Totals	6	100.00%	5	1	0

**Summary Results Report
2021 GENERAL**

***** UNOFFICIAL RESULTS *****

November 2, 2021

Lawrence County

JUDGE OF ELECTION Perry Twp 2

Vote For 1

	TOTAL	VOTE %	ELECTION DAY	MAIL VOTE	PROVISIONAL VOTE
REP BARBARA J CARLIN	223	98.67%	186	37	0
Write-In Totals	3	1.33%	2	1	0

JUDGE OF ELECTION Plain Grove Twp

Vote For 1

	TOTAL	VOTE %	ELECTION DAY	MAIL VOTE	PROVISIONAL VOTE
REP CYNTHIA R BAGWELL	151	100.00%	141	10	0
Write-In Totals	0	0.00%	0	0	0

JUDGE OF ELECTION Pulaski Twp 1

Vote For 1

	TOTAL	VOTE %	ELECTION DAY	MAIL VOTE	PROVISIONAL VOTE
DEM NANCY HOFFMAN	137	99.28%	102	35	0
Write-In Totals	1	0.72%	1	0	0

JUDGE OF ELECTION Pulaski Twp 2

Vote For 1

	TOTAL	VOTE %	ELECTION DAY	MAIL VOTE	PROVISIONAL VOTE
DEM JACQUELYN A TURPIN	151	93.79%	95	56	0
Write-In Totals	10	6.21%	10	0	0

JUDGE OF ELECTION Pulaski Twp 3

Vote For 1

	TOTAL	VOTE %	ELECTION DAY	MAIL VOTE	PROVISIONAL VOTE
Write-In Totals	5	100.00%	3	2	0

Summary Results Report
2021 GENERAL

*** UNOFFICIAL RESULTS ***

November 2, 2021

Lawrence County

JUDGE OF ELECTION Scott Twp 1

Vote For 1

	TOTAL	VOTE %	ELECTION DAY	MAIL VOTE	PROVISIONAL VOTE
Write-In Totals	20	100.00%	17	3	0

JUDGE OF ELECTION Scott Twp 2

Vote For 1

	TOTAL	VOTE %	ELECTION DAY	MAIL VOTE	PROVISIONAL VOTE
Write-In Totals	29	100.00%	24	5	0

JUDGE OF ELECTION Shenango Twp 1

Vote For 1

	TOTAL	VOTE %	ELECTION DAY	MAIL VOTE	PROVISIONAL VOTE
REP SHERI MOORE	266	98.52%	217	49	0
Write-In Totals	4	1.48%	2	2	0

JUDGE OF ELECTION Shenango Twp 2

Vote For 1

	TOTAL	VOTE %	ELECTION DAY	MAIL VOTE	PROVISIONAL VOTE
Write-In Totals	10	100.00%	7	3	0

JUDGE OF ELECTION Shenango Twp 3

Vote For 1

	TOTAL	VOTE %	ELECTION DAY	MAIL VOTE	PROVISIONAL VOTE
Write-In Totals	8	100.00%	8	0	0

JUDGE OF ELECTION Shenango Twp 4

Vote For 1

	TOTAL	VOTE %	ELECTION DAY	MAIL VOTE	PROVISIONAL VOTE
DEM JUDITH BRENNER	143	97.95%	111	32	0
Write-In Totals	3	2.05%	3	0	0

**Summary Results Report
2021 GENERAL**

***** UNOFFICIAL RESULTS *****

November 2, 2021

Lawrence County

JUDGE OF ELECTION Shenango Twp 5

Vote For 1

	TOTAL	VOTE %	ELECTION DAY	MAIL VOTE	PROVISIONAL VOTE
Write-In Totals	12	100.00%	7	5	0

JUDGE OF ELECTION Shenango Twp 6

Vote For 1

	TOTAL	VOTE %	ELECTION DAY	MAIL VOTE	PROVISIONAL VOTE
REP CAROLYN BUDZOWSKI	222	97.37%	167	55	0
Write-In Totals	6	2.63%	1	5	0

JUDGE OF ELECTION Slippery Rock Twp 1

Vote For 1

	TOTAL	VOTE %	ELECTION DAY	MAIL VOTE	PROVISIONAL VOTE
Write-In Totals	20	100.00%	12	8	0

JUDGE OF ELECTION Slippery Rock Twp 2

Vote For 1

	TOTAL	VOTE %	ELECTION DAY	MAIL VOTE	PROVISIONAL VOTE
Write-In Totals	20	100.00%	18	2	0

JUDGE OF ELECTION Taylor Twp

Vote For 1

	TOTAL	VOTE %	ELECTION DAY	MAIL VOTE	PROVISIONAL VOTE
DEM ROSEMARY A HASULAK	163	95.88%	110	53	0
Write-In Totals	7	4.12%	5	2	0

JUDGE OF ELECTION Union Twp 1

Vote For 1

	TOTAL	VOTE %	ELECTION DAY	MAIL VOTE	PROVISIONAL VOTE
Write-In Totals	9	100.00%	5	4	0

Summary Results Report
2021 GENERAL

*** UNOFFICIAL RESULTS ***

November 2, 2021

Lawrence County

JUDGE OF ELECTION Union Twp 2

Vote For 1

	TOTAL	VOTE %	ELECTION DAY	MAIL VOTE	PROVISIONAL VOTE
Write-In Totals	16	100.00%	10	6	0

JUDGE OF ELECTION Union Twp 3

Vote For 1

	TOTAL	VOTE %	ELECTION DAY	MAIL VOTE	PROVISIONAL VOTE
REP JAMES R TULIP	221	98.66%	146	75	0
Write-In Totals	3	1.34%	2	1	0

JUDGE OF ELECTION Union Twp 4

Vote For 1

	TOTAL	VOTE %	ELECTION DAY	MAIL VOTE	PROVISIONAL VOTE
DEM BETSY DOMINICK	218	96.04%	158	60	0
Write-In Totals	9	3.96%	8	1	0

JUDGE OF ELECTION Washington Twp

Vote For 1

	TOTAL	VOTE %	ELECTION DAY	MAIL VOTE	PROVISIONAL VOTE
REP MYRNA F YOUNG	178	98.89%	161	17	0
Write-In Totals	2	1.11%	1	1	0

JUDGE OF ELECTION Wayne Twp 1

Vote For 1

	TOTAL	VOTE %	ELECTION DAY	MAIL VOTE	PROVISIONAL VOTE
Write-In Totals	19	100.00%	15	4	0

Summary Results Report
2021 GENERAL

*** UNOFFICIAL RESULTS ***

November 2, 2021

Lawrence County

JUDGE OF ELECTION Wayne Twp 2

Vote For 1

	TOTAL	VOTE %	ELECTION DAY	MAIL VOTE	PROVISIONAL VOTE
REP B JOANN CURRAN	354	98.88%	319	35	0
Write-In Totals	4	1.12%	4	0	0

JUDGE OF ELECTION Wilmington Twp 1

Vote For 1

	TOTAL	VOTE %	ELECTION DAY	MAIL VOTE	PROVISIONAL VOTE
Write-In Totals	13	100.00%	10	3	0

JUDGE OF ELECTION Wilmington Twp 2

Vote For 1

	TOTAL	VOTE %	ELECTION DAY	MAIL VOTE	PROVISIONAL VOTE
DEM PRISCILLA CASTNER	178	95.70%	132	46	0
Write-In Totals	8	4.30%	8	0	0

INSPECTOR OF ELECTION New Castle 1-1

Vote For 1

	TOTAL	VOTE %	ELECTION DAY	MAIL VOTE	PROVISIONAL VOTE
REP CHARLOTTE L HENRY	71	98.61%	51	20	0
Write-In Totals	1	1.39%	1	0	0

INSPECTOR OF ELECTION New Castle 1-2

Vote For 1

	TOTAL	VOTE %	ELECTION DAY	MAIL VOTE	PROVISIONAL VOTE
DEM JUDY BEES	111	97.37%	85	26	0
Write-In Totals	3	2.63%	3	0	0

Summary Results Report
2021 GENERAL

*** UNOFFICIAL RESULTS ***

November 2, 2021

Lawrence County

INSPECTOR OF ELECTION New Castle 2-1

Vote For 1

	TOTAL	VOTE %	ELECTION DAY	MAIL VOTE	PROVISIONAL VOTE
Write-In Totals	19	100.00%	14	5	0

INSPECTOR OF ELECTION New Castle 2-2

Vote For 1

	TOTAL	VOTE %	ELECTION DAY	MAIL VOTE	PROVISIONAL VOTE
DEM ROSE M MITCHELL	149	97.39%	96	53	0
Write-In Totals	4	2.61%	3	1	0

INSPECTOR OF ELECTION New Castle 2-3

Vote For 1

	TOTAL	VOTE %	ELECTION DAY	MAIL VOTE	PROVISIONAL VOTE
Write-In Totals	11	100.00%	10	1	0

INSPECTOR OF ELECTION New Castle 2-4

Vote For 1

	TOTAL	VOTE %	ELECTION DAY	MAIL VOTE	PROVISIONAL VOTE
Write-In Totals	7	100.00%	5	2	0

INSPECTOR OF ELECTION New Castle 2-5

Vote For 1

	TOTAL	VOTE %	ELECTION DAY	MAIL VOTE	PROVISIONAL VOTE
DEM MICHAEL T COGLIO	265	96.36%	178	87	0
Write-In Totals	10	3.64%	10	0	0

INSPECTOR OF ELECTION New Castle 3-1

Vote For 1

	TOTAL	VOTE %	ELECTION DAY	MAIL VOTE	PROVISIONAL VOTE
Write-In Totals	4	100.00%	3	1	0

Summary Results Report
2021 GENERAL

*** UNOFFICIAL RESULTS ***

November 2, 2021

Lawrence County

INSPECTOR OF ELECTION New Castle 3-2

Vote For 1

	TOTAL	VOTE %	ELECTION DAY	MAIL VOTE	PROVISIONAL VOTE
DEM CINDY DEVINCENTIS	133	97.79%	80	53	0
Write-In Totals	3	2.21%	3	0	0

INSPECTOR OF ELECTION New Castle 4-1

Vote For 1

	TOTAL	VOTE %	ELECTION DAY	MAIL VOTE	PROVISIONAL VOTE
Write-In Totals	10	100.00%	7	3	0

INSPECTOR OF ELECTION New Castle 4-2

Vote For 1

	TOTAL	VOTE %	ELECTION DAY	MAIL VOTE	PROVISIONAL VOTE
REP CAROLYN M BODNAR	138	98.57%	90	48	0
Write-In Totals	2	1.43%	1	1	0

INSPECTOR OF ELECTION New Castle 4-3

Vote For 1

	TOTAL	VOTE %	ELECTION DAY	MAIL VOTE	PROVISIONAL VOTE
Write-In Totals	13	100.00%	10	3	0

INSPECTOR OF ELECTION New Castle 5-1

Vote For 1

	TOTAL	VOTE %	ELECTION DAY	MAIL VOTE	PROVISIONAL VOTE
Write-In Totals	5	100.00%	3	2	0

INSPECTOR OF ELECTION New Castle 5-2

Vote For 1

	TOTAL	VOTE %	ELECTION DAY	MAIL VOTE	PROVISIONAL VOTE
Write-In Totals	7	100.00%	7	0	0

**Summary Results Report
2021 GENERAL**

***** UNOFFICIAL RESULTS *****

November 2, 2021

Lawrence County

INSPECTOR OF ELECTION New Castle 6-1

Vote For 1

	TOTAL	VOTE %	ELECTION DAY	MAIL VOTE	PROVISIONAL VOTE
DEM EVELYN P WARD	100	96.15%	80	20	0
Write-In Totals	4	3.85%	3	1	0

INSPECTOR OF ELECTION New Castle 7-1

Vote For 1

	TOTAL	VOTE %	ELECTION DAY	MAIL VOTE	PROVISIONAL VOTE
Write-In Totals	10	100.00%	8	2	0

INSPECTOR OF ELECTION New Castle 8-1

Vote For 1

	TOTAL	VOTE %	ELECTION DAY	MAIL VOTE	PROVISIONAL VOTE
REP GEORGETTA CARNUCHE	72	96.00%	48	24	0
Write-In Totals	3	4.00%	3	0	0

INSPECTOR OF ELECTION Bessemer Boro

Vote For 1

	TOTAL	VOTE %	ELECTION DAY	MAIL VOTE	PROVISIONAL VOTE
REP CHRISTINE M HENNON	124	53.91%	106	18	0
DEM RICHARD T HENNON	101	43.91%	70	31	0
Write-In Totals	5	2.17%	5	0	0

INSPECTOR OF ELECTION Ellport Boro

Vote For 1

	TOTAL	VOTE %	ELECTION DAY	MAIL VOTE	PROVISIONAL VOTE
REP LINDA MCCASLIN	211	92.54%	179	32	0
Write-In Totals	17	7.46%	11	6	0

**Summary Results Report
2021 GENERAL**

***** UNOFFICIAL RESULTS *****

November 2, 2021

Lawrence County

INSPECTOR OF ELECTION Ellwood City Boro 1-1

Vote For 1

	TOTAL	VOTE %	ELECTION DAY	MAIL VOTE	PROVISIONAL VOTE
DEM TONI SMITH	97	100.00%	75	22	0
Write-In Totals	0	0.00%	0	0	0

INSPECTOR OF ELECTION Ellwood City Boro 2-1

Vote For 1

	TOTAL	VOTE %	ELECTION DAY	MAIL VOTE	PROVISIONAL VOTE
Write-In Totals	4	100.00%	1	3	0

INSPECTOR OF ELECTION Ellwood City Boro 3-1

Vote For 1

	TOTAL	VOTE %	ELECTION DAY	MAIL VOTE	PROVISIONAL VOTE
Write-In Totals	9	100.00%	6	3	0

INSPECTOR OF ELECTION Ellwood City Boro 4-1

Vote For 1

	TOTAL	VOTE %	ELECTION DAY	MAIL VOTE	PROVISIONAL VOTE
Write-In Totals	8	100.00%	8	0	0

INSPECTOR OF ELECTION Ellwood City Boro 4-2

Vote For 1

	TOTAL	VOTE %	ELECTION DAY	MAIL VOTE	PROVISIONAL VOTE
Write-In Totals	12	100.00%	8	4	0

INSPECTOR OF ELECTION Ellwood City Boro 5-1

Vote For 1

	TOTAL	VOTE %	ELECTION DAY	MAIL VOTE	PROVISIONAL VOTE
Write-In Totals	5	100.00%	2	3	0

Summary Results Report
2021 GENERAL

*** UNOFFICIAL RESULTS ***

November 2, 2021

Lawrence County

INSPECTOR OF ELECTION Ellwood City Boro 5-2

Vote For 1

	TOTAL	VOTE %	ELECTION DAY	MAIL VOTE	PROVISIONAL VOTE
DEM SARA DUDASH	208	99.05%	143	65	0
Write-In Totals	2	0.95%	2	0	0

INSPECTOR OF ELECTION Enon Valley Boro

Vote For 1

	TOTAL	VOTE %	ELECTION DAY	MAIL VOTE	PROVISIONAL VOTE
Write-In Totals	5	100.00%	5	0	0

INSPECTOR OF ELECTION New Beaver Boro

Vote For 1

	TOTAL	VOTE %	ELECTION DAY	MAIL VOTE	PROVISIONAL VOTE
DEM VIRGINIA L GINNY PARKER	207	94.95%	154	53	0
Write-In Totals	11	5.05%	11	0	0

INSPECTOR OF ELECTION New Wilmington Boro

Vote For 1

	TOTAL	VOTE %	ELECTION DAY	MAIL VOTE	PROVISIONAL VOTE
DEM JANET ROBB	256	98.08%	160	96	0
Write-In Totals	5	1.92%	5	0	0

INSPECTOR OF ELECTION S.N.P.J. Boro

Vote For 1

	TOTAL	VOTE %	ELECTION DAY	MAIL VOTE	PROVISIONAL VOTE
Write-In Totals	5	100.00%	0	5	0

INSPECTOR OF ELECTION South New Castle Boro

Vote For 1

	TOTAL	VOTE %	ELECTION DAY	MAIL VOTE	PROVISIONAL VOTE
Write-In Totals	3	100.00%	3	0	0

Summary Results Report
2021 GENERAL

*** UNOFFICIAL RESULTS ***

November 2, 2021

Lawrence County

INSPECTOR OF ELECTION Volant Boro

Vote For 1

	TOTAL	VOTE %	ELECTION DAY	MAIL VOTE	PROVISIONAL VOTE
Write-In Totals	4	100.00%	4	0	0

INSPECTOR OF ELECTION Wampum Boro

Vote For 1

	TOTAL	VOTE %	ELECTION DAY	MAIL VOTE	PROVISIONAL VOTE
REP KELLY J KELLY	68	51.13%	59	9	0
DEM MONA R BUCCI	64	48.12%	47	17	0
Write-In Totals	1	0.75%	1	0	0

INSPECTOR OF ELECTION Hickory Twp 1

Vote For 1

	TOTAL	VOTE %	ELECTION DAY	MAIL VOTE	PROVISIONAL VOTE
REP KAREN F PATTERSON	167	65.49%	161	6	0
DEM SHERRON HENRY	88	34.51%	59	29	0
Write-In Totals	0	0.00%	0	0	0

INSPECTOR OF ELECTION Hickory Twp 2

Vote For 1

	TOTAL	VOTE %	ELECTION DAY	MAIL VOTE	PROVISIONAL VOTE
DEM KATHY HOWLEY	189	96.92%	140	49	0
Write-In Totals	6	3.08%	6	0	0

INSPECTOR OF ELECTION Little Beaver Twp

Vote For 1

	TOTAL	VOTE %	ELECTION DAY	MAIL VOTE	PROVISIONAL VOTE
REP JOYCE E FOSTER	193	75.10%	183	10	0
DEM EILEEN J YODER	64	24.90%	47	17	0
Write-In Totals	0	0.00%	0	0	0

**Summary Results Report
2021 GENERAL**

***** UNOFFICIAL RESULTS *****

November 2, 2021

Lawrence County

INSPECTOR OF ELECTION Mahoning Twp 1

Vote For 1

	TOTAL	VOTE %	ELECTION DAY	MAIL VOTE	PROVISIONAL VOTE
REP JESSICA S MURPHY	165	59.57%	153	12	0
DEM MARIE BENEDICT	112	40.43%	74	38	0
Write-In Totals	0	0.00%	0	0	0

INSPECTOR OF ELECTION Mahoning Twp 2

Vote For 1

	TOTAL	VOTE %	ELECTION DAY	MAIL VOTE	PROVISIONAL VOTE
Write-In Totals	15	100.00%	15	0	0

INSPECTOR OF ELECTION Neshannock Twp 1

Vote For 1

	TOTAL	VOTE %	ELECTION DAY	MAIL VOTE	PROVISIONAL VOTE
Write-In Totals	12	100.00%	7	5	0

INSPECTOR OF ELECTION Neshannock Twp 2

Vote For 1

	TOTAL	VOTE %	ELECTION DAY	MAIL VOTE	PROVISIONAL VOTE
Write-In Totals	14	100.00%	9	5	0

INSPECTOR OF ELECTION Neshannock Twp 3

Vote For 1

	TOTAL	VOTE %	ELECTION DAY	MAIL VOTE	PROVISIONAL VOTE
REP NANCY MALANIAK	305	98.07%	245	60	0
Write-In Totals	6	1.93%	2	4	0

INSPECTOR OF ELECTION Neshannock Twp 4

Vote For 1

	TOTAL	VOTE %	ELECTION DAY	MAIL VOTE	PROVISIONAL VOTE
Write-In Totals	13	100.00%	12	1	0

Summary Results Report
2021 GENERAL

*** UNOFFICIAL RESULTS ***

November 2, 2021

Lawrence County

INSPECTOR OF ELECTION Neshannock Twp 5

Vote For 1

	TOTAL	VOTE %	ELECTION DAY	MAIL VOTE	PROVISIONAL VOTE
Write-In Totals	9	100.00%	7	2	0

INSPECTOR OF ELECTION Neshannock Twp 6

Vote For 1

	TOTAL	VOTE %	ELECTION DAY	MAIL VOTE	PROVISIONAL VOTE
Write-In Totals	12	100.00%	9	3	0

INSPECTOR OF ELECTION Neshannock Twp 7

Vote For 1

	TOTAL	VOTE %	ELECTION DAY	MAIL VOTE	PROVISIONAL VOTE
Write-In Totals	9	100.00%	8	1	0

INSPECTOR OF ELECTION Neshannock Twp 8

Vote For 1

	TOTAL	VOTE %	ELECTION DAY	MAIL VOTE	PROVISIONAL VOTE
REP JANET CRISCITO	284	95.95%	192	92	0
Write-In Totals	12	4.05%	2	10	0

INSPECTOR OF ELECTION North Beaver Twp 1

Vote For 1

	TOTAL	VOTE %	ELECTION DAY	MAIL VOTE	PROVISIONAL VOTE
Write-In Totals	19	100.00%	18	1	0

INSPECTOR OF ELECTION North Beaver Twp 2

Vote For 1

	TOTAL	VOTE %	ELECTION DAY	MAIL VOTE	PROVISIONAL VOTE
REP LINDA L LAPE	237	68.50%	209	28	0
DEM KATHRYN M WEAR	109	31.50%	45	64	0
Write-In Totals	0	0.00%	0	0	0

Summary Results Report
2021 GENERAL

*** UNOFFICIAL RESULTS ***

November 2, 2021

Lawrence County

INSPECTOR OF ELECTION North Beaver Twp 3

Vote For 1

	TOTAL	VOTE %	ELECTION DAY	MAIL VOTE	PROVISIONAL VOTE
Write-In Totals	12	100.00%	7	5	0

INSPECTOR OF ELECTION Perry Twp 1

Vote For 1

	TOTAL	VOTE %	ELECTION DAY	MAIL VOTE	PROVISIONAL VOTE
DEM HELEN M BOWERS	88	96.70%	70	18	0
Write-In Totals	3	3.30%	3	0	0

INSPECTOR OF ELECTION Perry Twp 2

Vote For 1

	TOTAL	VOTE %	ELECTION DAY	MAIL VOTE	PROVISIONAL VOTE
REP AUDREY HINKLE	222	98.23%	184	38	0
Write-In Totals	4	1.77%	2	2	0

INSPECTOR OF ELECTION Plain Grove Twp

Vote For 1

	TOTAL	VOTE %	ELECTION DAY	MAIL VOTE	PROVISIONAL VOTE
REP NANCY DEEMS	129	78.18%	122	7	0
DEM CAROLYN M BURNS	36	21.82%	28	8	0
Write-In Totals	0	0.00%	0	0	0

INSPECTOR OF ELECTION Pulaski Twp 1

Vote For 1

	TOTAL	VOTE %	ELECTION DAY	MAIL VOTE	PROVISIONAL VOTE
DEM JACKIE PATTON	149	99.33%	113	36	0
Write-In Totals	1	0.67%	1	0	0

**Summary Results Report
2021 GENERAL**

***** UNOFFICIAL RESULTS *****

November 2, 2021

Lawrence County

INSPECTOR OF ELECTION Pulaski Twp 2

Vote For 1

	TOTAL	VOTE %	ELECTION DAY	MAIL VOTE	PROVISIONAL VOTE
Write-In Totals	18	100.00%	15	3	0

INSPECTOR OF ELECTION Pulaski Twp 3

Vote For 1

	TOTAL	VOTE %	ELECTION DAY	MAIL VOTE	PROVISIONAL VOTE
Write-In Totals	3	100.00%	2	1	0

INSPECTOR OF ELECTION Scott Twp 1

Vote For 1

	TOTAL	VOTE %	ELECTION DAY	MAIL VOTE	PROVISIONAL VOTE
Write-In Totals	14	100.00%	12	2	0

INSPECTOR OF ELECTION Scott Twp 2

Vote For 1

	TOTAL	VOTE %	ELECTION DAY	MAIL VOTE	PROVISIONAL VOTE
Write-In Totals	15	100.00%	10	5	0

INSPECTOR OF ELECTION Shenango Twp 1

Vote For 1

	TOTAL	VOTE %	ELECTION DAY	MAIL VOTE	PROVISIONAL VOTE
REP JUDY CAMPBELL	267	97.80%	217	50	0
Write-In Totals	6	2.20%	4	2	0

INSPECTOR OF ELECTION Shenango Twp 2

Vote For 1

	TOTAL	VOTE %	ELECTION DAY	MAIL VOTE	PROVISIONAL VOTE
Write-In Totals	9	100.00%	7	2	0

Summary Results Report
2021 GENERAL

*** UNOFFICIAL RESULTS ***

November 2, 2021

Lawrence County

INSPECTOR OF ELECTION Shenango Twp 3

Vote For 1

	TOTAL	VOTE %	ELECTION DAY	MAIL VOTE	PROVISIONAL VOTE
Write-In Totals	10	100.00%	10	0	0

INSPECTOR OF ELECTION Shenango Twp 4

Vote For 1

	TOTAL	VOTE %	ELECTION DAY	MAIL VOTE	PROVISIONAL VOTE
Write-In Totals	9	100.00%	6	3	0

INSPECTOR OF ELECTION Shenango Twp 5

Vote For 1

	TOTAL	VOTE %	ELECTION DAY	MAIL VOTE	PROVISIONAL VOTE
Write-In Totals	12	100.00%	8	4	0

INSPECTOR OF ELECTION Shenango Twp 6

Vote For 1

	TOTAL	VOTE %	ELECTION DAY	MAIL VOTE	PROVISIONAL VOTE
REP COURTNEY N MOFFATT	219	97.33%	163	56	0
Write-In Totals	6	2.67%	1	5	0

INSPECTOR OF ELECTION Slippery Rock Twp 1

Vote For 1

	TOTAL	VOTE %	ELECTION DAY	MAIL VOTE	PROVISIONAL VOTE
REP JOYCE JONES	370	98.93%	327	43	0
Write-In Totals	4	1.07%	1	3	0

INSPECTOR OF ELECTION Slippery Rock Twp 2

Vote For 1

	TOTAL	VOTE %	ELECTION DAY	MAIL VOTE	PROVISIONAL VOTE
Write-In Totals	31	100.00%	29	2	0

**Summary Results Report
2021 GENERAL**

***** UNOFFICIAL RESULTS *****

November 2, 2021

Lawrence County

INSPECTOR OF ELECTION Taylor Twp

Vote For 1

	TOTAL	VOTE %	ELECTION DAY	MAIL VOTE	PROVISIONAL VOTE
DEM PHYLLIS STACHOWIAK	173	97.19%	115	58	0
Write-In Totals	5	2.81%	3	2	0

INSPECTOR OF ELECTION Union Twp 1

Vote For 1

	TOTAL	VOTE %	ELECTION DAY	MAIL VOTE	PROVISIONAL VOTE
Write-In Totals	6	100.00%	3	3	0

INSPECTOR OF ELECTION Union Twp 2

Vote For 1

	TOTAL	VOTE %	ELECTION DAY	MAIL VOTE	PROVISIONAL VOTE
Write-In Totals	11	100.00%	5	6	0

INSPECTOR OF ELECTION Union Twp 3

Vote For 1

	TOTAL	VOTE %	ELECTION DAY	MAIL VOTE	PROVISIONAL VOTE
Write-In Totals	12	100.00%	9	3	0

INSPECTOR OF ELECTION Union Twp 4

Vote For 1

	TOTAL	VOTE %	ELECTION DAY	MAIL VOTE	PROVISIONAL VOTE
DEM STEPHANIE L STEWART	211	96.79%	153	58	0
Write-In Totals	7	3.21%	6	1	0

**Summary Results Report
2021 GENERAL**

***** UNOFFICIAL RESULTS *****

November 2, 2021

Lawrence County

INSPECTOR OF ELECTION Washington Twp

Vote For 1

	TOTAL	VOTE %	ELECTION DAY	MAIL VOTE	PROVISIONAL VOTE
REP F ARLENE MARTIN	143	70.79%	138	5	0
DEM CYNTHIA A BARCHECK	59	29.21%	36	23	0
Write-In Totals	0	0.00%	0	0	0

INSPECTOR OF ELECTION Wayne Twp 1

Vote For 1

	TOTAL	VOTE %	ELECTION DAY	MAIL VOTE	PROVISIONAL VOTE
DEM KAROLE J GUY	186	100.00%	134	52	0
Write-In Totals	0	0.00%	0	0	0

INSPECTOR OF ELECTION Wayne Twp 2

Vote For 1

	TOTAL	VOTE %	ELECTION DAY	MAIL VOTE	PROVISIONAL VOTE
REP DIANNE BOYLAN	346	97.74%	311	35	0
Write-In Totals	8	2.26%	8	0	0

INSPECTOR OF ELECTION Wilmington Twp 1

Vote For 1

	TOTAL	VOTE %	ELECTION DAY	MAIL VOTE	PROVISIONAL VOTE
Write-In Totals	15	100.00%	11	4	0

INSPECTOR OF ELECTION Wilmington Twp 2

Vote For 1

	TOTAL	VOTE %	ELECTION DAY	MAIL VOTE	PROVISIONAL VOTE
REP ROBERTA J WARD	226	98.69%	191	35	0
Write-In Totals	3	1.31%	2	1	0

**Summary Results Report
2021 GENERAL**

***** UNOFFICIAL RESULTS *****

November 2, 2021

Lawrence County

SCHOOL DIRECTOR ELLWOOD CITY AREA

Vote For 4

	TOTAL	VOTE %	ELECTION DAY	MAIL VOTE	PROVISIONAL VOTE
DEM/REP CLAIRE FAUZEY	1,612	<div style="width: 26.04%;"> 26.04%</div>	1,247	365	0
DEM/REP NORM BOOTS	1,496	<div style="width: 24.16%;"> 24.16%</div>	1,182	314	0
DEM/REP KATHY GALBREATH MCCOMMONS	1,466	<div style="width: 23.68%;"> 23.68%</div>	1,074	392	0
DEM/REP KATHY TILLIA	1,388	<div style="width: 22.42%;"> 22.42%</div>	1,064	324	0
Write-In Totals	229	<div style="width: 3.70%;"> 3.70%</div>	220	9	0

SCHOOL DIRECTOR LAUREL

Vote For 4

	TOTAL	VOTE %	ELECTION DAY	MAIL VOTE	PROVISIONAL VOTE
REP LANCE NIMMO	1,362	<div style="width: 25.36%;"> 25.36%</div>	1,247	115	0
DEM/REP TIMOTHY P REDFOOT	1,273	<div style="width: 23.71%;"> 23.71%</div>	1,045	228	0
DEM/REP DAVID KUTH	1,052	<div style="width: 19.59%;"> 19.59%</div>	846	206	0
DEM/REP JEFF HAMMERSCHMIDT	975	<div style="width: 18.16%;"> 18.16%</div>	779	196	0
DEM JOSH JOHNSON	626	<div style="width: 11.66%;"> 11.66%</div>	426	200	0
Write-In Totals	82	<div style="width: 1.53%;"> 1.53%</div>	75	7	0

SCHOOL DIRECTOR MOHAWK AREA

Vote For 4

	TOTAL	VOTE %	ELECTION DAY	MAIL VOTE	PROVISIONAL VOTE
DEM/REP MICHAEL MCBRIDE	1,423	<div style="width: 22.81%;"> 22.81%</div>	1,120	303	0
DEM/REP RACHEL MCGREAL	1,279	<div style="width: 20.50%;"> 20.50%</div>	1,023	256	0
REP KIRK LAPE	1,238	<div style="width: 19.85%;"> 19.85%</div>	1,062	176	0
DEM/REP MARK D PEZZUOLO	1,225	<div style="width: 19.64%;"> 19.64%</div>	936	289	0
DEM GARY L KWOLEK	1,022	<div style="width: 16.38%;"> 16.38%</div>	723	299	0
Write-In Totals	51	<div style="width: 0.82%;"> 0.82%</div>	44	7	0

**Summary Results Report
2021 GENERAL**

***** UNOFFICIAL RESULTS *****

November 2, 2021

Lawrence County

SCHOOL DIRECTOR NESHANNOCK TOWNSHIP

Vote For 4

	TOTAL	VOTE %	ELECTION DAY	MAIL VOTE	PROVISIONAL VOTE
DEM/REP DAVID ANTUONO	1,466	24.30%	912	554	0
DEM/REP KAREN L HOUK	1,463	24.25%	909	554	0
DEM/REP MICHAEL KALPICH	1,351	22.39%	881	470	0
DEM/REP PJ COPPLE	1,306	21.64%	815	491	0
Write-In Totals	448	7.42%	441	7	0

SCHOOL DIRECTOR NEW CASTLE AREA

Vote For 4

	TOTAL	VOTE %	ELECTION DAY	MAIL VOTE	PROVISIONAL VOTE
DEM/REP GARY M SCHOOLEY	1,668	19.31%	1,051	617	0
DEM PASQUALE AMABILE III	1,475	17.07%	886	589	0
DEM/REP ROBERT E LYLES	1,445	16.73%	965	480	0
DEM MARK A PANELLA	1,399	16.19%	828	571	0
REP ANTHONY L ROSS	1,315	15.22%	1,024	291	0
REP BETH BARBER	1,254	14.52%	991	263	0
Write-In Totals	83	0.96%	71	12	0

SCHOOL DIRECTOR SHENANGO AREA

Vote For 4

	TOTAL	VOTE %	ELECTION DAY	MAIL VOTE	PROVISIONAL VOTE
DEM/REP DENISE PALKOVICH	861	18.94%	602	259	0
DEM/REP ANDY BRUNO	802	17.64%	557	245	0
DEM/REP AL BURICK	770	16.94%	560	210	0
DEM/REP MICHAEL MILOSER	745	16.39%	535	210	0
IND DOUGLAS COLUMBUS	733	16.12%	515	218	0
Write-In Totals	635	13.97%	605	30	0

**Summary Results Report
2021 GENERAL**

***** UNOFFICIAL RESULTS *****

November 2, 2021

Lawrence County

SCHOOL DIRECTOR UNION AREA

Vote For 4

	TOTAL	VOTE %	ELECTION DAY	MAIL VOTE	PROVISIONAL VOTE
DEM/REP ROXANNE EXPOSITO	716	26.28%	484	232	0
DEM/REP ARIN BIONDI	670	24.59%	432	238	0
DEM/REP DEBRA ALLEBACH	633	23.23%	425	208	0
DEM/REP VALERIE ANN PAVELKO	585	21.47%	383	202	0
Write-In Totals	121	4.44%	113	8	0

SCHOOL DIRECTOR WILMINGTON AREA

Vote For 4

	TOTAL	VOTE %	ELECTION DAY	MAIL VOTE	PROVISIONAL VOTE
REP DIANA CAIAZZA	1,407	22.23%	1,225	182	0
REP KIRSTAN TERVO	1,407	22.23%	1,238	169	0
REP BROCK JOHNSON	1,390	21.96%	1,230	160	0
DEM/REP NICOLE COX	1,260	19.91%	983	277	0
DEM LYNN FOLTZ	749	11.83%	435	314	0
Write-In Totals	117	1.85%	102	15	0

SCHOOL DIRECTOR ELLWOOD CITY AREA 2 YEAR TERM

Vote For 1

	TOTAL	VOTE %	ELECTION DAY	MAIL VOTE	PROVISIONAL VOTE
REP NORM BOOTS	1,202	49.55%	1,074	128	0
DEM KATHY GALBREATH MCCOMMONS	1,094	45.09%	717	377	0
Write-In Totals	130	5.36%	125	5	0

SCHOOL DIRECTOR NEW CASTLE AREA 2 YEAR TERM

Vote For 1

	TOTAL	VOTE %	ELECTION DAY	MAIL VOTE	PROVISIONAL VOTE
DEM MARCO A BULISCO	1,664	56.39%	982	682	0
REP MICHAEL FRABOTTA	1,277	43.27%	1,058	219	0
Write-In Totals	10	0.34%	9	1	0

Summary Results Report
2021 GENERAL

*** UNOFFICIAL RESULTS ***

November 2, 2021

Lawrence County

SCHOOL DIRECTOR SHENANGO AREA 2 YEAR TERM

Vote For 1

	TOTAL	VOTE %	ELECTION DAY	MAIL VOTE	PROVISIONAL VOTE
DEM/REP DENISE PALKOVICH	696	44.42%	491	205	0
IND DOUGLAS COLUMBUS	607	38.74%	435	172	0
Write-In Totals	264	16.85%	262	2	0

SCHOOL DIRECTOR BLACKHAWK AREA REGION 1

Vote For 1

	TOTAL	VOTE %	ELECTION DAY	MAIL VOTE	PROVISIONAL VOTE
REP LYNN KALCEVIC	41	62.12%	39	2	0
DEM NEIL MORRISON	25	37.88%	17	8	0
Write-In Totals	0	0.00%	0	0	0

RETAIN JOHN T. BENDER

Vote For 1

	TOTAL	VOTE %	ELECTION DAY	MAIL VOTE	PROVISIONAL VOTE
YES	9,826	67.93%	7,331	2,495	0
NO	4,639	32.07%	3,429	1,210	0

RETAIN MARY JANE BOWES

Vote For 1

	TOTAL	VOTE %	ELECTION DAY	MAIL VOTE	PROVISIONAL VOTE
YES	9,822	67.83%	7,256	2,566	0
NO	4,658	32.17%	3,490	1,168	0

RETAIN ANNE COVEY

Vote For 1

	TOTAL	VOTE %	ELECTION DAY	MAIL VOTE	PROVISIONAL VOTE
YES	9,846	68.05%	7,367	2,479	0
NO	4,623	31.95%	3,377	1,246	0

RETAIN RENEE COHN JUBELIRER

Vote For 1

	TOTAL	VOTE %	ELECTION DAY	MAIL VOTE	PROVISIONAL VOTE
YES	9,761	67.58%	7,237	2,524	0
NO	4,683	32.42%	3,485	1,198	0